



US00D406361S

United States Patent [19]

Bondoc et al.

[11] **Patent Number: Des. 406,361**

[45] **Date of Patent: **Mar. 2, 1999**

[54] **SHINGLE**

[75] Inventors: **Alfredo A. Bondoc**, Somerset; **William R. Carroll**, Sussex, both of N.J.

[73] Assignee: **Building Materials Corporation of America**, Wayne, N.J.

[**] Term: **14 Years**

[21] Appl. No.: **65,479**

[22] Filed: **Jan. 23, 1997**

[51] **LOC (6) Cl.** **25-01**

[52] **U.S. Cl.** **D25/143; D25/139**

[58] **Field of Search** D25/139, 140, D25/143; 52/518, 557, 519, 528, 558, 533, 536, 534, 538, 545, 541, 553, 520, 560, 526, 535, 559, 314, 311.1, 311.2

[56] **References Cited**

U.S. PATENT DOCUMENTS

- D. 107,209 11/1937 Batell D25/139
- D. 314,628 2/1991 Jenkins et al. .

- D. 326,330 5/1992 Klein D25/139
- D. 350,615 9/1994 Klein et al. .
- D. 366,124 1/1996 Hannah et al. .
- 1,894,615 4/1933 Wettlaufer .
- 2,024,861 12/1935 Honigbaum 52/557
- 3,624,975 12/1971 Morgan et al. 52/557
- 5,181,361 1/1993 Hannah et al. 52/535
- 5,195,290 3/1993 Holett 52/518
- 5,426,902 6/1995 Stahl et al. .

Primary Examiner—Doris Clark
Attorney, Agent, or Firm—Marilyn J. Maue; William J. Davis; Walter Katz

[57] **CLAIM**

The ornamental design for a shingle, as shown and described.

DESCRIPTION

FIG. 1 is a front elevational view of a shingle; FIG. 2 is a front elevational view of a second embodiment of a shingle; and, FIG. 3 is a side elevational view of both embodiments, the opposite side being identical thereto.

1 Claim, 1 Drawing Sheet

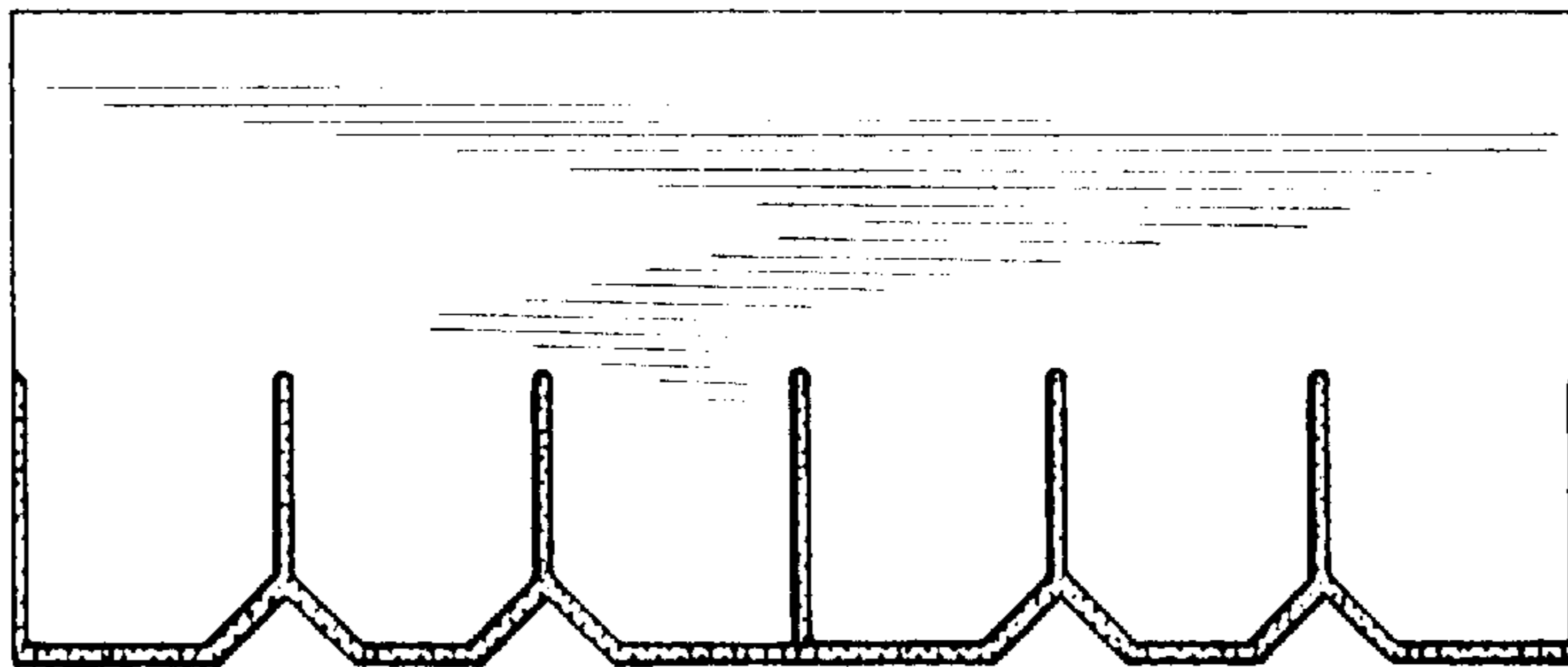


FIG. 1

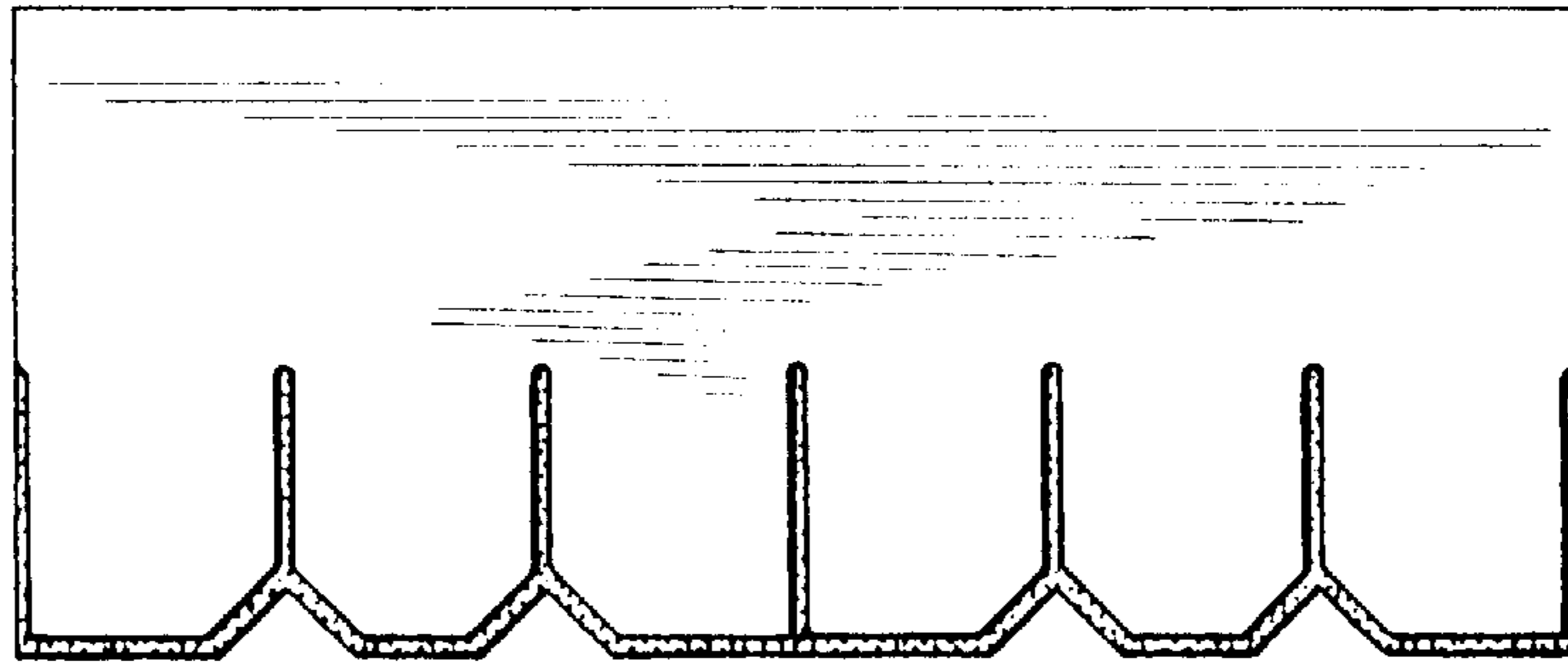


FIG. 2

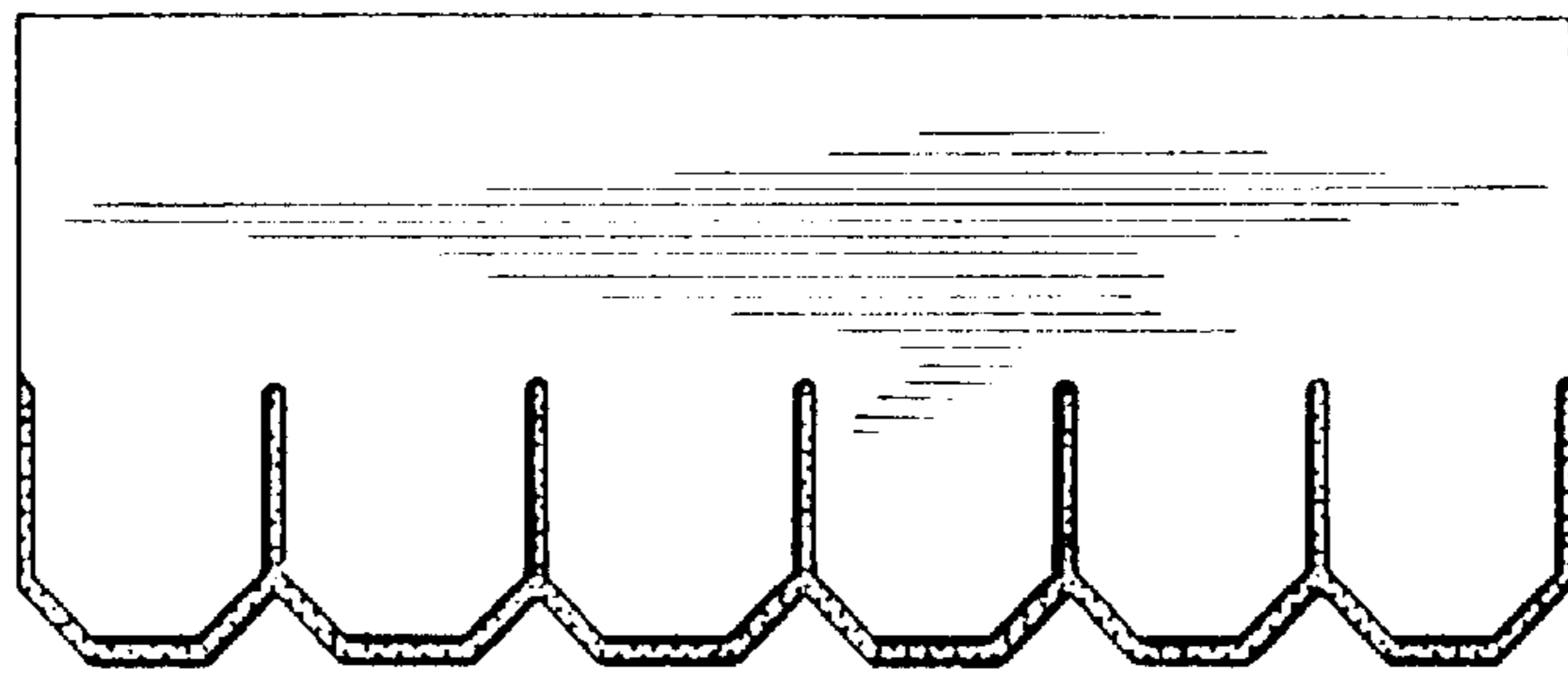


FIG. 3

