

US00D406343S

United States Patent [19]

Zimet de Sternberg et al.

[11] **Patent Number:** **Des. 406,343**

[45] **Date of Patent:** ****Mar. 2, 1999**

[54] **SPATULA USED TO MAKE DENTAL PROSTHESIS**

[76] Inventors: **Lilian Zimet de Sternberg; Alberto Sternberg**, both of AV. Garibaldi 1969/603, Montevideo, Uruguay, 11800

[**] Term: **14 Years**

[21] Appl. No.: **58,016**

[22] Filed: **Aug. 6, 1996**

Related U.S. Application Data

[63] Continuation-in-part of Ser. No. 570,694, Dec. 11, 1995, Pat. No. 5,773,794, which is a continuation-in-part of Ser. No. 457,463, Jun. 1, 1995, Pat. No. 5,545,875, which is a division of Ser. No. 960,860, Oct. 14, 1992, Pat. No. 5,444,218.

[30] Foreign Application Priority Data

Dec. 13, 1994 [UY] Uruguay 23869
Jun. 14, 1996 [UY] Uruguay 2905

[51] **LOC (6) Cl.** **24-02**

[52] **U.S. Cl.** **D24/152; D24/156**

[58] **Field of Search** D24/152, 155, D24/156, 133, 141, 147, 136, 176; 128/838; 99/408; 219/440, 431; 606/199, 196; 294/49; 623/10; 433/191-195, 168.1, 169, 172-176

[56] References Cited

U.S. PATENT DOCUMENTS

D. 52,766 12/1918 Jacoby D24/136

D. 224,068 6/1972 McDonald D24/152
D. 236,035 7/1975 Ciecewicki D24/141
D. 305,933 2/1990 Thompson, Jr. D24/152
D. 366,526 1/1996 Rizzo D24/155
2,548,775 4/1951 Coel 128/838

FOREIGN PATENT DOCUMENTS

23305 10/1991 Uruguay .
13235 5/1992 Uruguay .
23869 12/1994 Uruguay .

Primary Examiner—Pamela Burgess
Attorney, Agent, or Firm—Fisher, Christen & Sabol

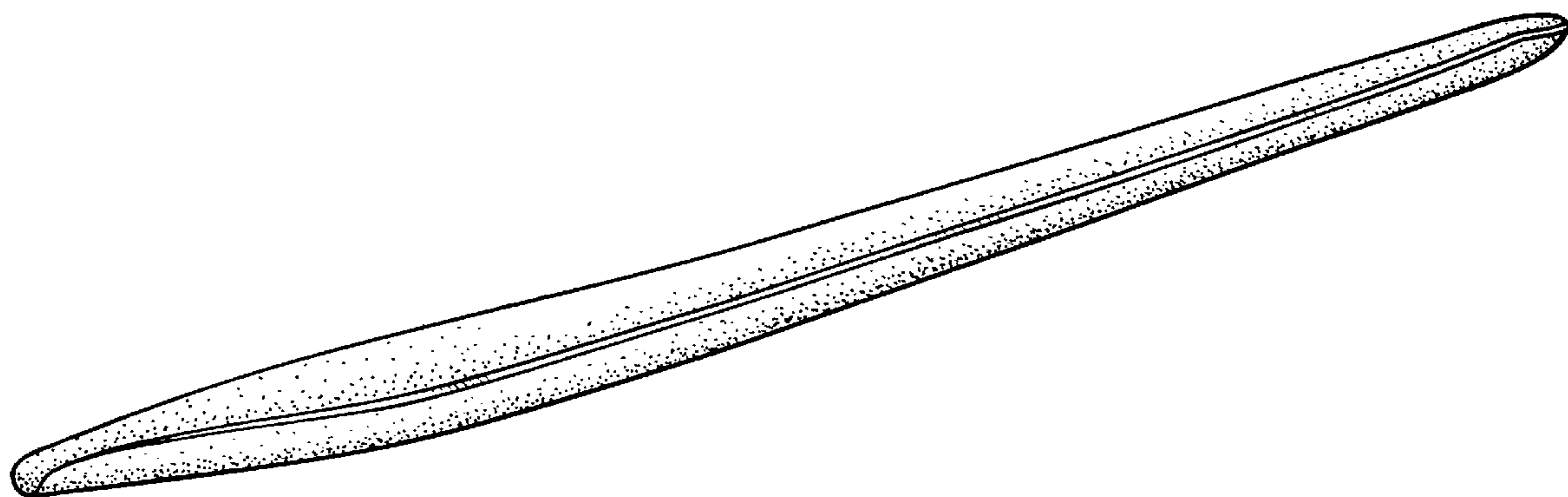
[57] CLAIM

The ornamental design for a spatula used to make dental prosthesis, as shown and described.

DESCRIPTION

FIG. 1 is a perspective view of a spatula used to make dental prosthesis, showing our new design;
FIG. 2 is a right side elevational view thereof, the undisclosed left side elevational view being a mirror image;
FIG. 3 is a top plan view thereof;
FIG. 4 is a bottom plan view thereof;
FIG. 5 is a front view thereof;
FIG. 6 is a rear view thereof;
FIG. 7 is a cross-sectional view along line 7—7 of FIG. 2; and,
FIG. 8 is a cross-sectional view along line 8—8 of FIG. 2.

1 Claim, 1 Drawing Sheet



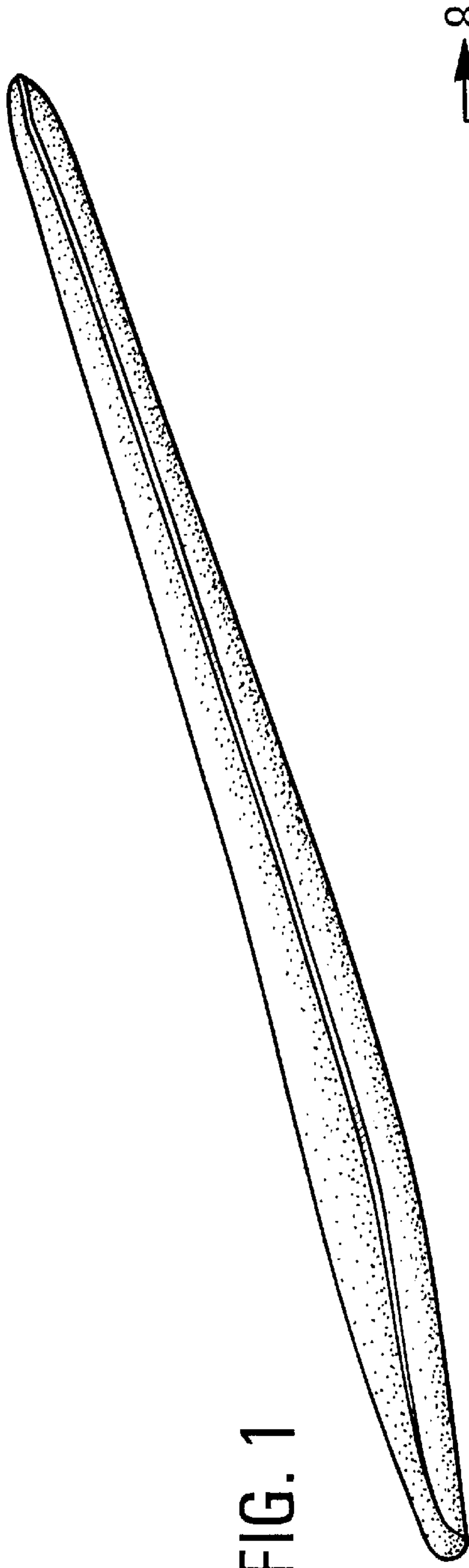


FIG. 1

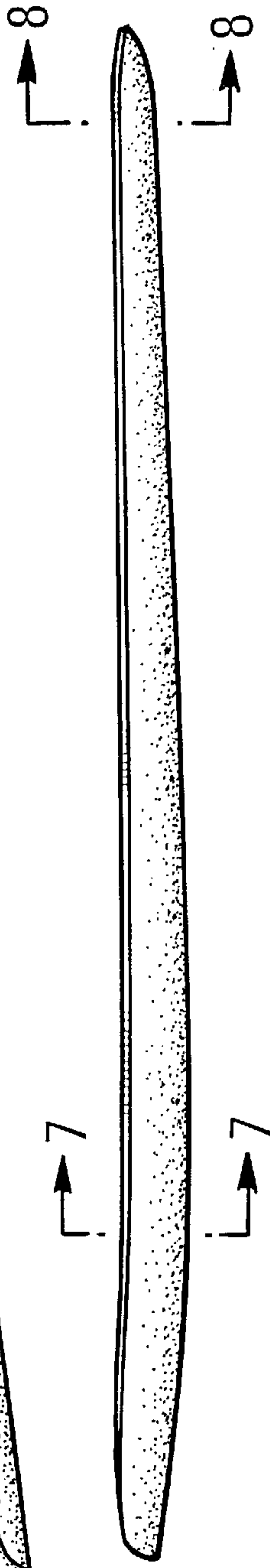


FIG. 2




FIG. 3



FIG. 4



FIG. 5



FIG. 6



FIG. 7



FIG. 8