



US00D406324S

United States Patent [19]
Johnson

[11] **Patent Number: Des. 406,324**

[45] **Date of Patent: **Mar. 2, 1999**

[54] **SINK**

[76] **Inventor: Frank J. Johnson, 90 Hedgedale Road, Brampton, Ontario, Canada, L6T 5L2**

[**] **Term: 14 Years**

[21] **Appl. No.: 78,725**

[22] **Filed: Aug. 13, 1997**

[51] **LOC (6) Cl. 23-02**

[52] **U.S. Cl. D23/290**

[58] **Field of Search D23/284, 285, D23/287, 289, 290, 292; 4/619, 624, 626, 638-640**

[56] **References Cited**

U.S. PATENT DOCUMENTS

- D. 186,356 10/1959 Sporcck D23/290
- D. 279,404 6/1985 Hiller D23/290
- D. 319,300 8/1991 Stairs, Jr. D23/290

- D. 323,704 2/1992 Stairs, Jr. D23/290
- D. 323,705 2/1992 Stairs, Jr. D23/290
- D. 328,339 7/1992 Sauter et al. D23/290
- D. 389,230 1/1998 Johnson D23/290

Primary Examiner—Louis S. Zarfaz
Assistant Examiner—Eric Watterson


[57] **CLAIM**

I claim the ornamental design for a sink, as shown.

DESCRIPTION

FIG. 1 is a top perspective view of a plate-mounted sink bowl showing my new design;
 FIG. 2 is a top elevational view thereof;
 FIG. 3 is a right side elevational view thereof;
 FIG. 4 is a left side elevational view, the right side being mirror image thereof;
 FIG. 5 is a front elevational view thereof; and,
 FIG. 6 is a bottom elevational view thereof.

1 Claim, 1 Drawing Sheet






FIG. 1

FIG. 2

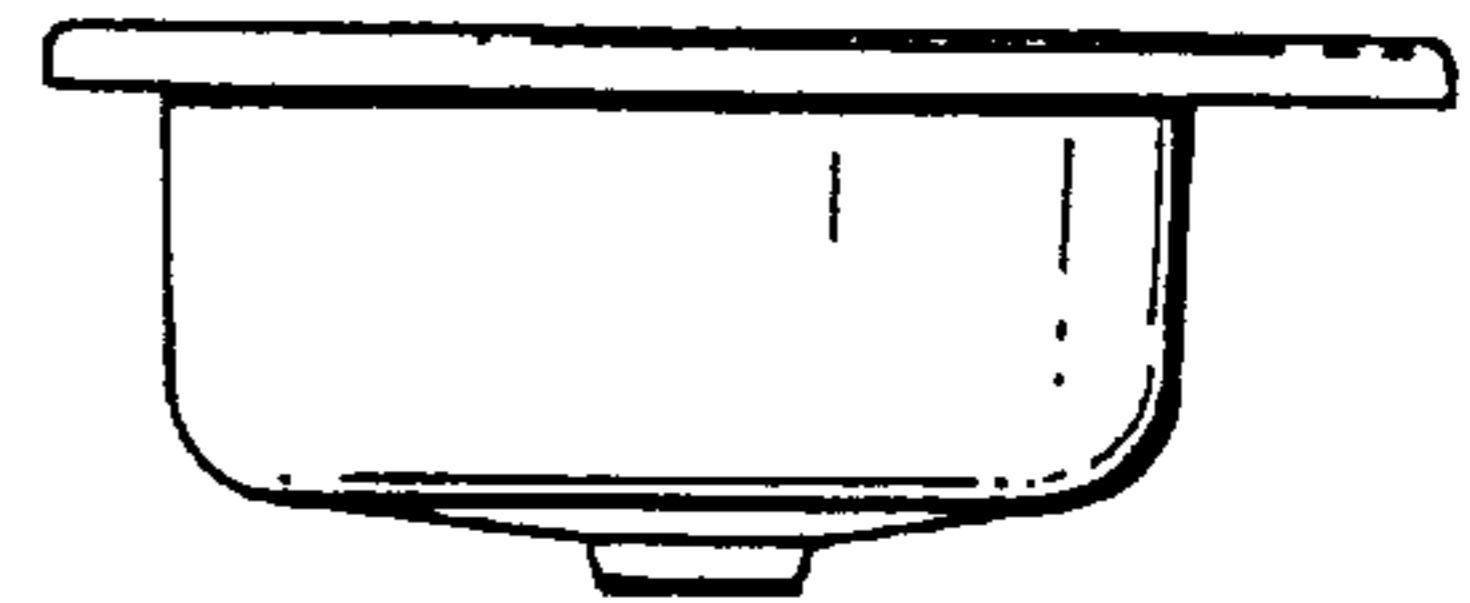
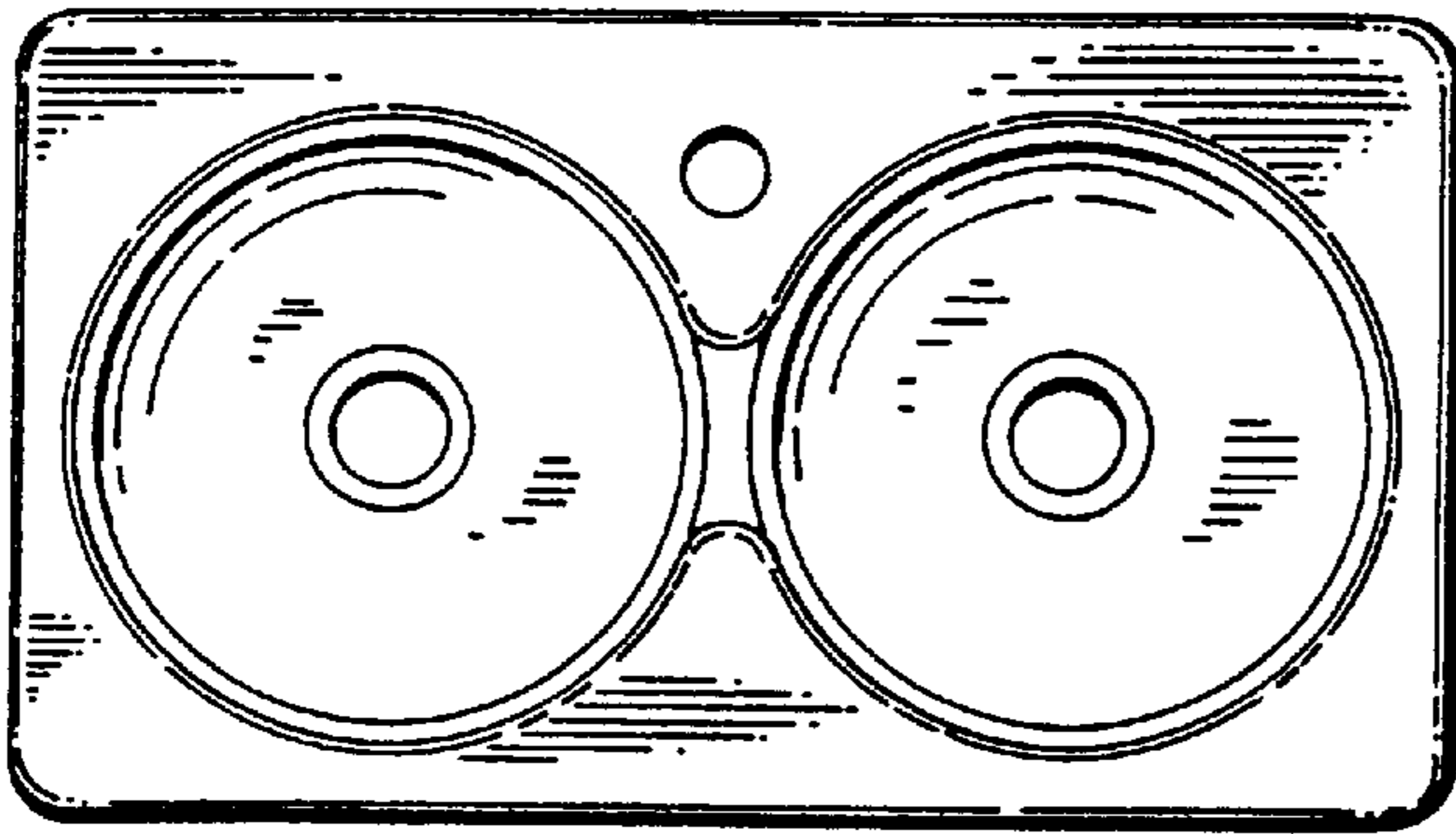


FIG. 3

FIG. 4




FIG. 5

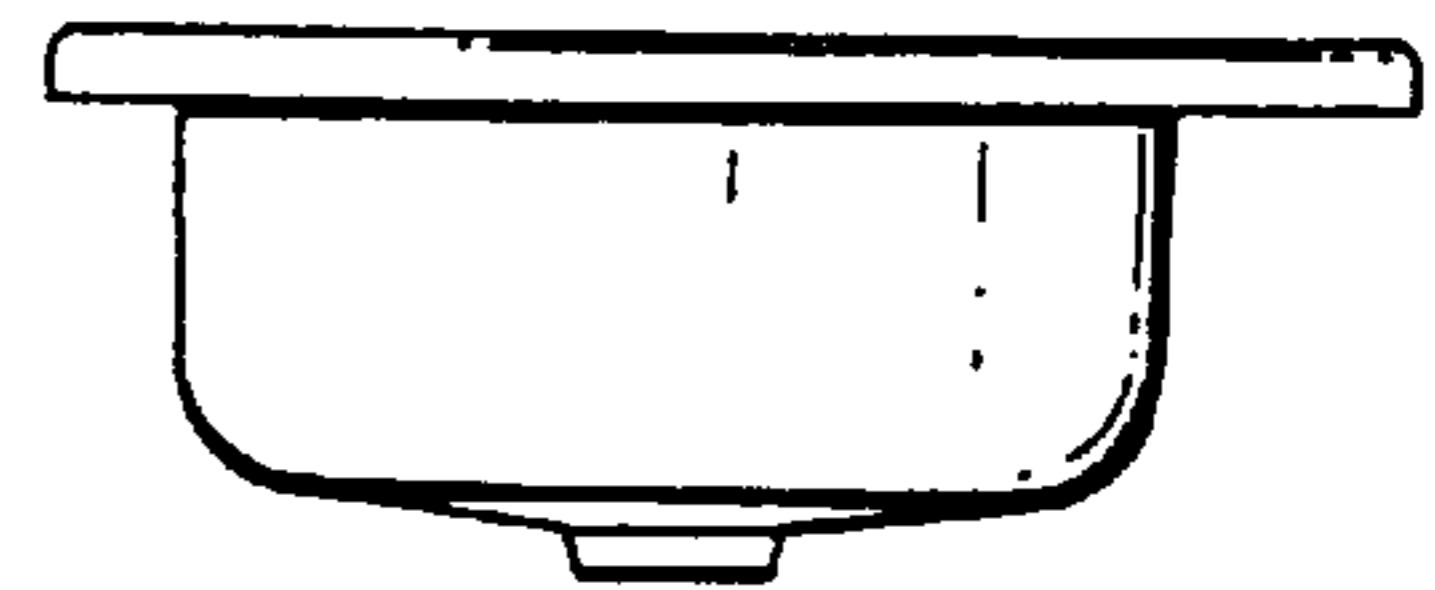


FIG. 6

