



US00D406316S

United States Patent [19]

[11] **Patent Number: Des. 406,316**

Rao et al.

[45] **Date of Patent: **Mar. 2, 1999**

[54] **CYLINDRICAL FILTER ELEMENT**

5,039,413 8/1991 Harwood et al. .
5,639,370 6/1997 Fall et al. 210/497.01
5,690,765 11/1997 Stoyell et al. 210/493.2

[75] Inventors: **Prabhakar B. Rao; Edwin A. Castellanos**, both of Cookeville, Tenn.

FOREIGN PATENT DOCUMENTS

[73] Assignee: **Fleetguard, Inc.**, Nashville, Tenn.

1 337 170 of 1973 United Kingdom B01D 29/14

[**] Term: **14 Years**

Primary Examiner—Holly Baynham
Assistant Examiner—Robin V. Taylor
Attorney, Agent, or Firm—Woodard, Emhardt, Naughton, Moriarty & McNett

[21] Appl. No.: **82,858**

[22] Filed: **Jan. 29, 1998**

[51] **LOC (6) Cl.** **23-01**

[52] **U.S. Cl.** **D23/209**

[58] **Field of Search** D23/200, 207,
D23/208, 209; 210/497.01, 497.1, 484,
499, 493.1, 493.2

[57] CLAIM

We claim the ornamental design for a cylindrical filter element, as shown and described.

DESCRIPTION

FIG. 1 is a front elevational view of a cylindrical filter element showing our new design; FIG. 2 is a right side elevational view thereof; and, FIG. 3 is a rear elevational view thereof.

The broken line showing of environmental structure in FIGS. 1-3 is for illustrative purposes only and forms no part of the claimed design.

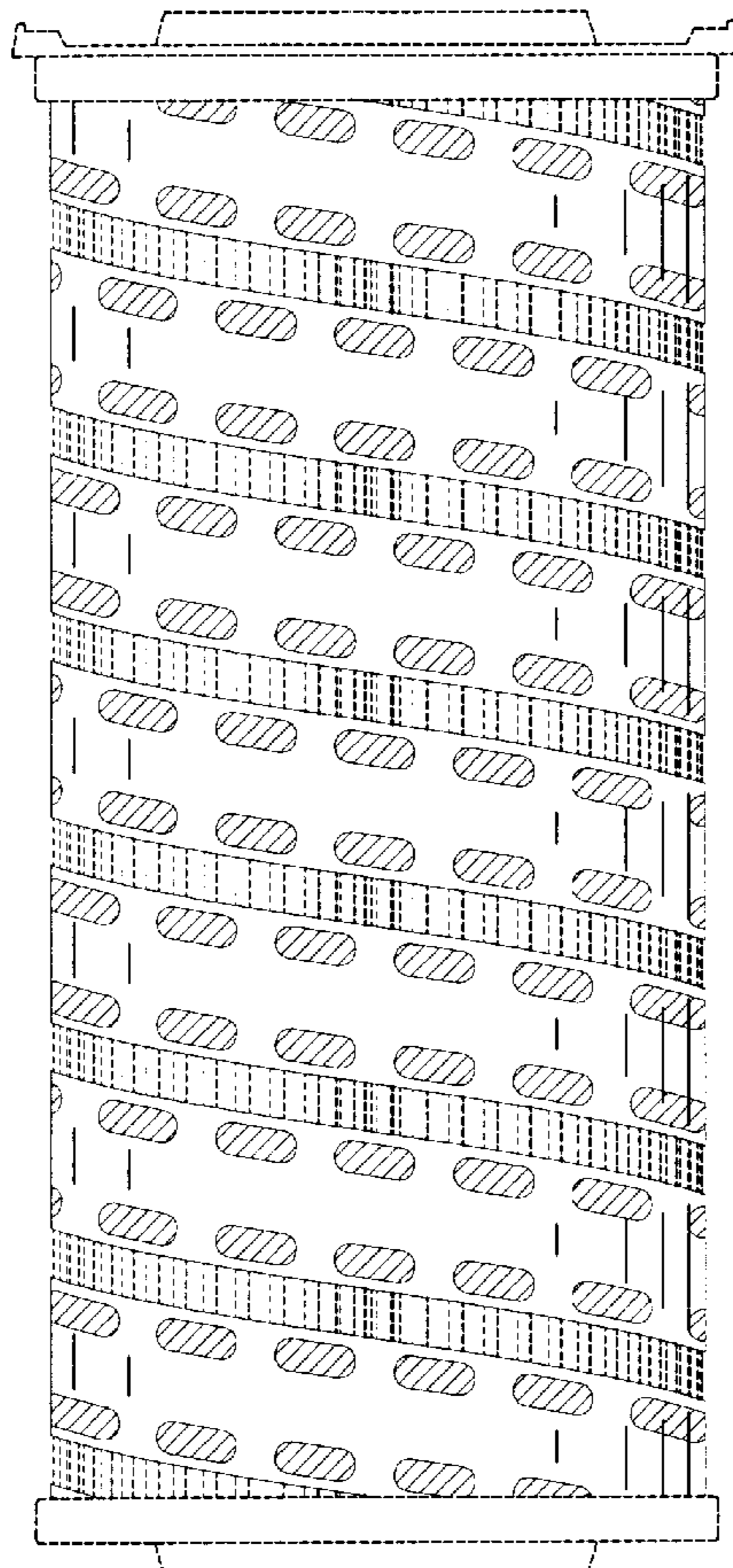
A characteristic feature of the design resides in non-continuous beads which are visible through a spiral wrap.

[56] References Cited

U.S. PATENT DOCUMENTS

- D. 349,567 8/1994 Miller et al. .
- D. 374,476 10/1996 Page et al. D23/209
- D. 390,910 2/1998 Sundquist D23/209
- 3,241,680 3/1966 Humbert, Jr. .
- 3,442,392 5/1969 Skelley .
- 3,552,553 1/1971 Reading 210/484
- 3,747,770 7/1973 Zentis 210/499
- 4,402,830 9/1983 Pall .

1 Claim, 1 Drawing Sheet



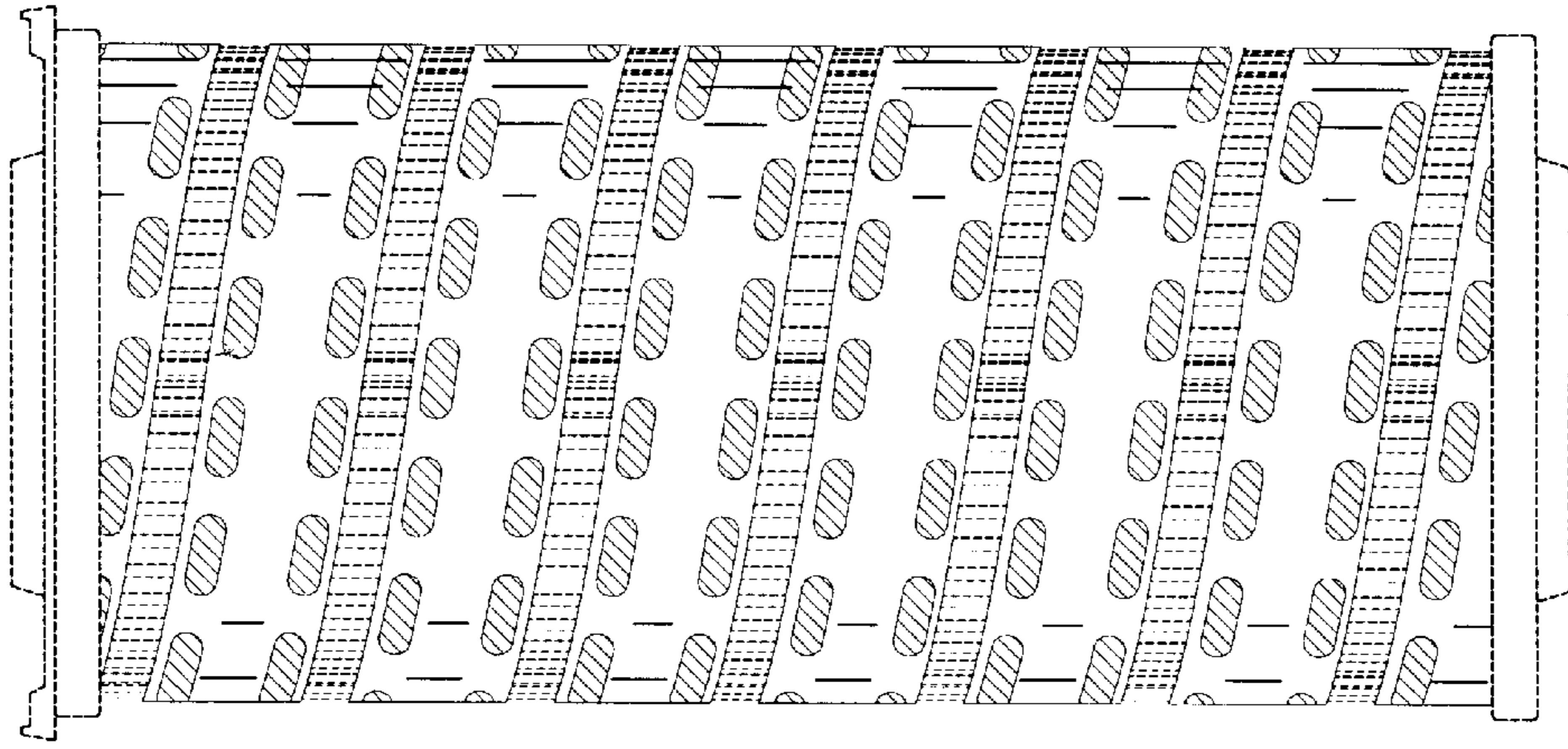


Fig. 1

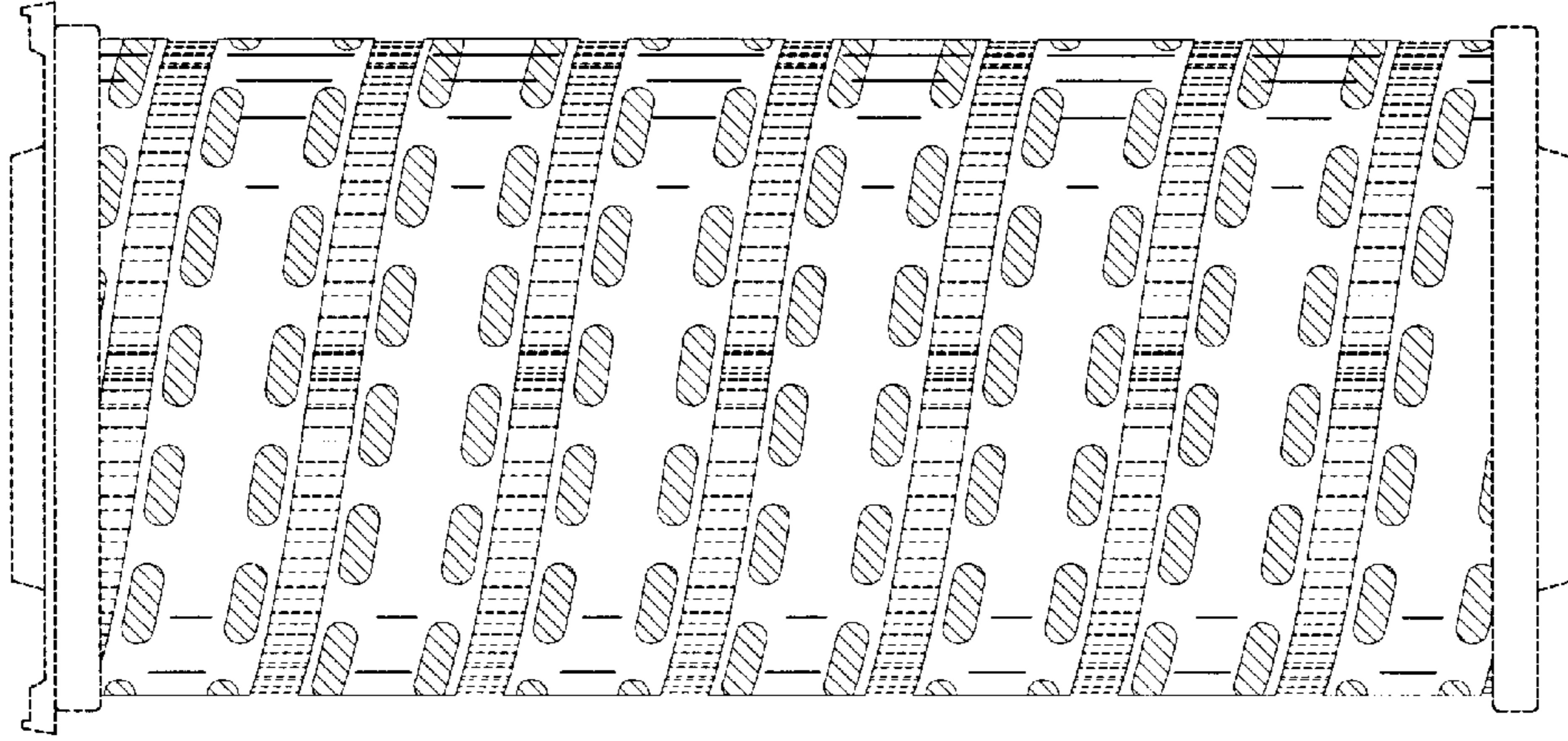


Fig. 2

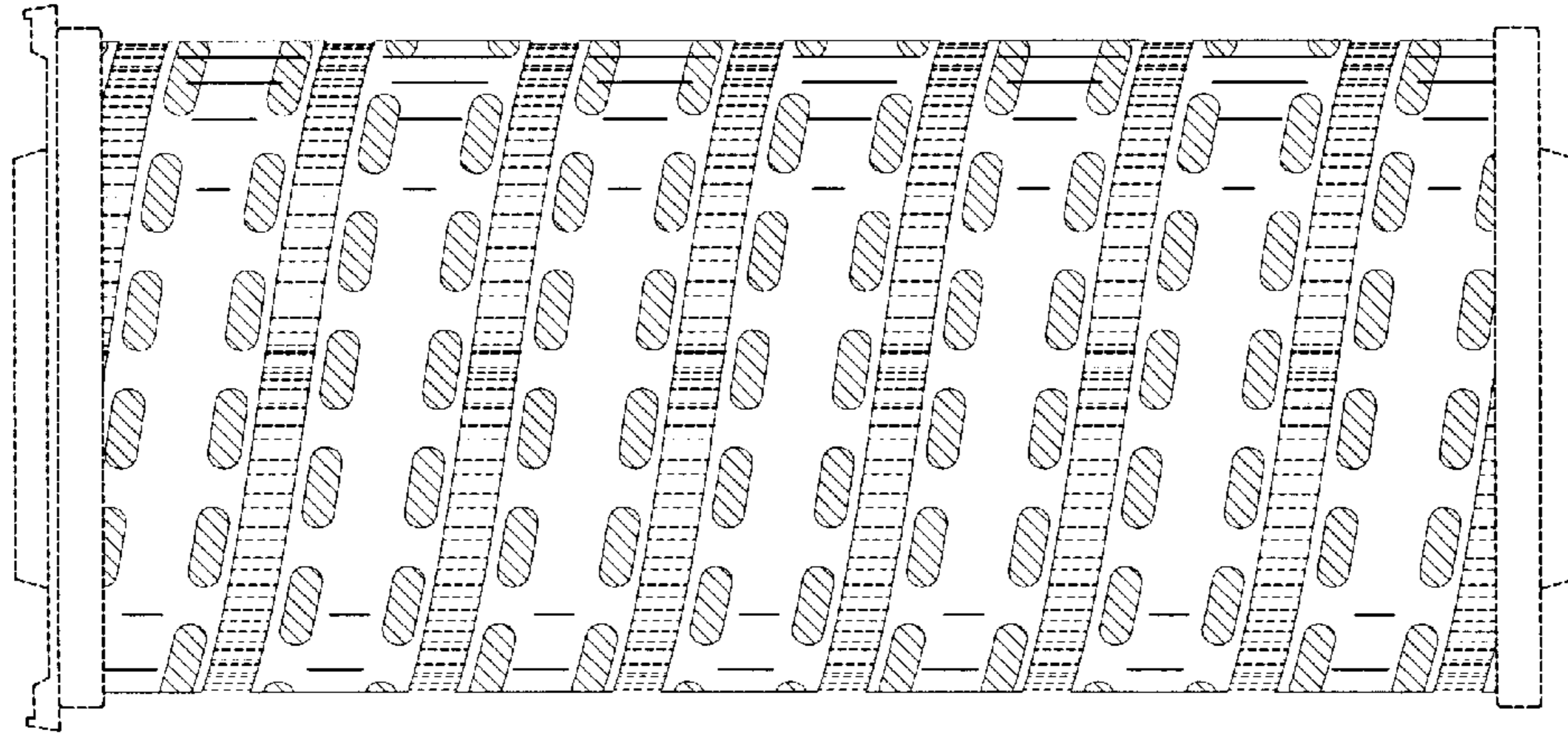


Fig. 3