



US00D406308S

**United States Patent** [19]  
**Hibben**

[11] **Patent Number: Des. 406,308**  
[45] **Date of Patent: \*\*Mar. 2, 1999**

[54] **KNIFE**

[75] Inventor: **Gil Hibben**, LaGrange, Ky.

[73] Assignee: **United Cutlery Corporation**,  
Sevierville, Tenn.

[\*\*] Term: **14 Years**

[21] Appl. No.: **80,129**

[22] Filed: **Aug. 29, 1997**

[51] **LOC (6) Cl.** ..... **22-02**

[52] **U.S. Cl.** ..... **D22/118**

[58] **Field of Search** ..... D22/118; 30/295,  
30/294, 340, 314, 317, 298, 287

[56] **References Cited**

**U.S. PATENT DOCUMENTS**

- D. 375,779 11/1996 Hibben ..... D22/118
- D. 379,488 5/1997 Hibben ..... D22/118

**OTHER PUBLICATIONS**

Knives, Illustrated, Jun. 1995, p. 58 Top Knife.  
Knives Illustrated, Aug. 1995, p. 48 Dagger by R. Eaton.  
Knives Illustrated, Aug. 1995, p. 55 Papke Dagger.  
Knives Illustrated, Jun. 1995, p. 59, Top Knife by James May.

*Primary Examiner*—Doris V. Coles  
*Attorney, Agent, or Firm*—Lalos & Keegan

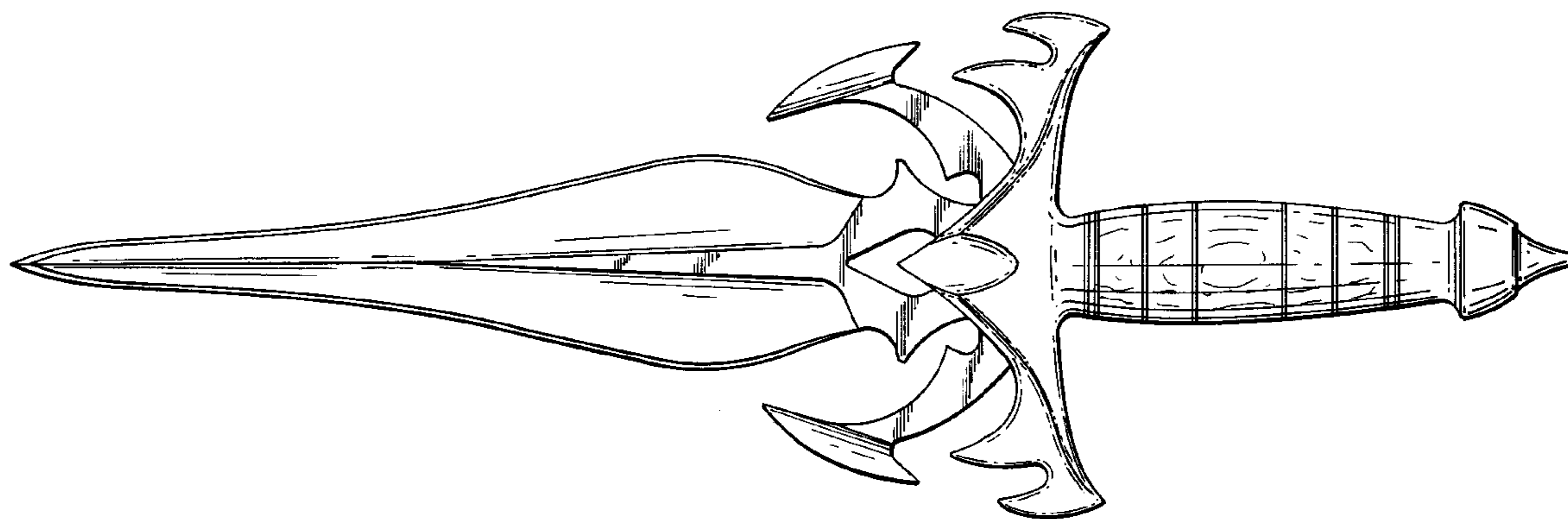
[57] **CLAIM**

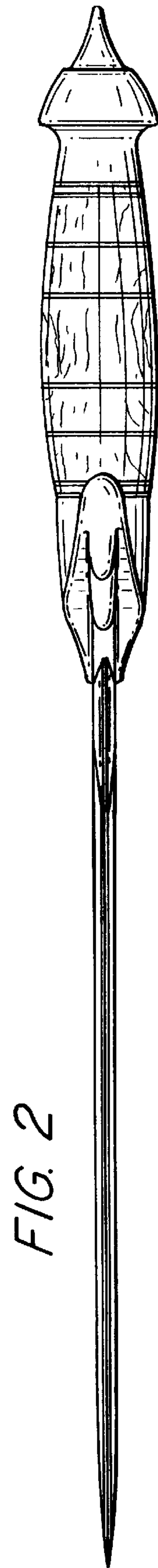
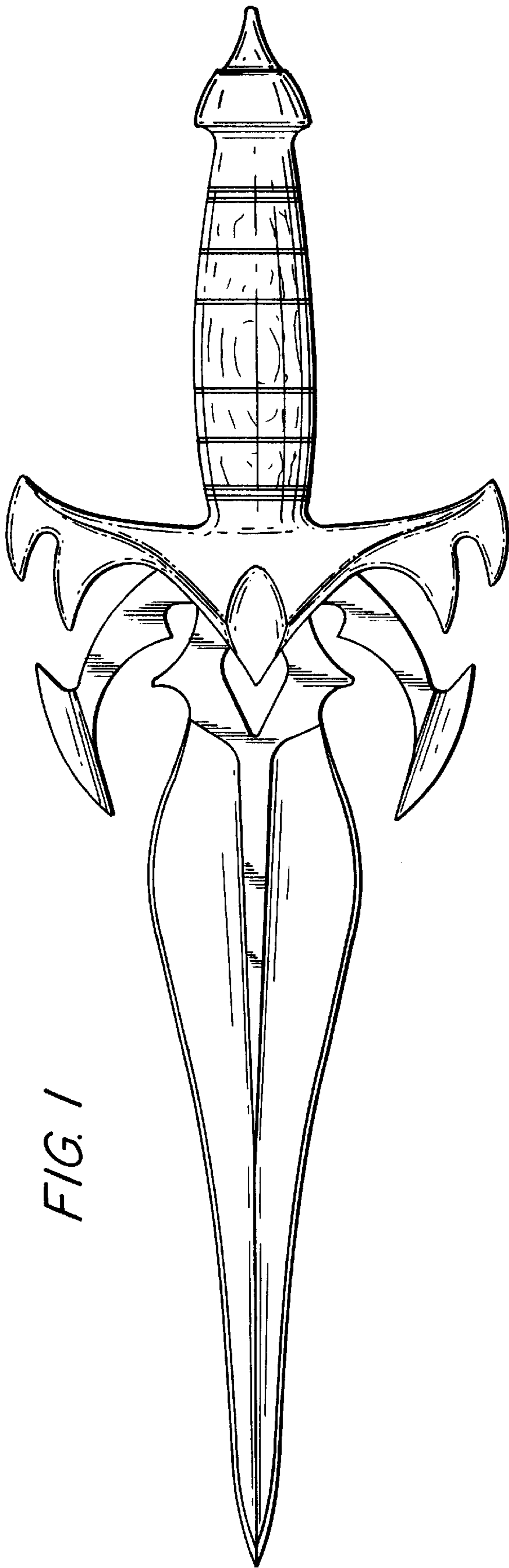
The ornamental design for a knife, as shown and described.

**DESCRIPTION**

FIG. 1 is a side elevational view of a knife, showing my new design, the opposite side being a mirror image thereof; FIG. 2 is a top plan view, the bottom being a mirror image thereof; FIG. 3 is a front elevational view thereof; and, FIG. 4 is a rear elevational view thereof.

**1 Claim, 2 Drawing Sheets**





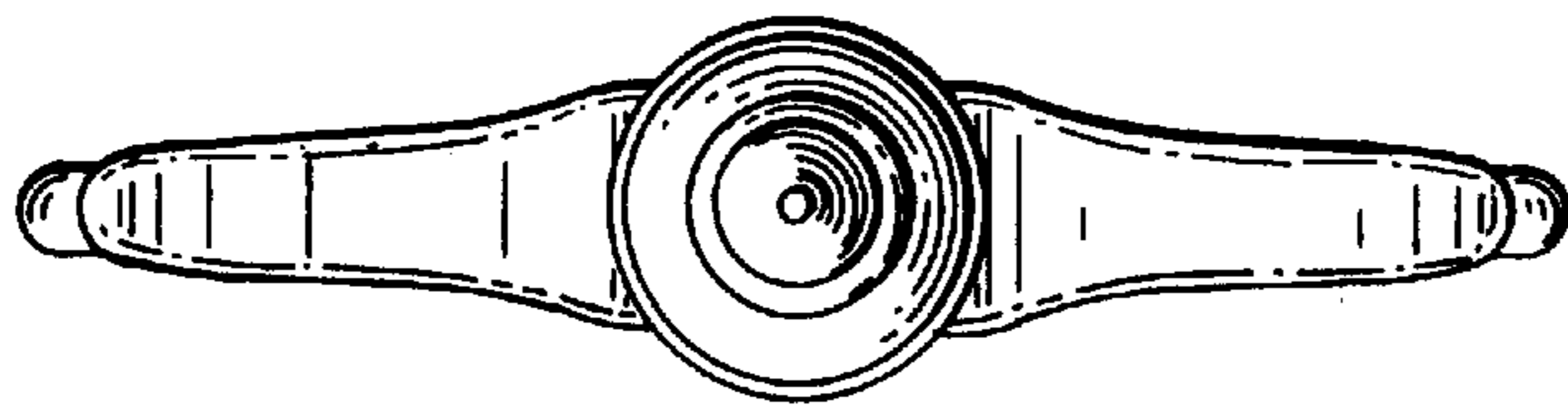


FIG. 4

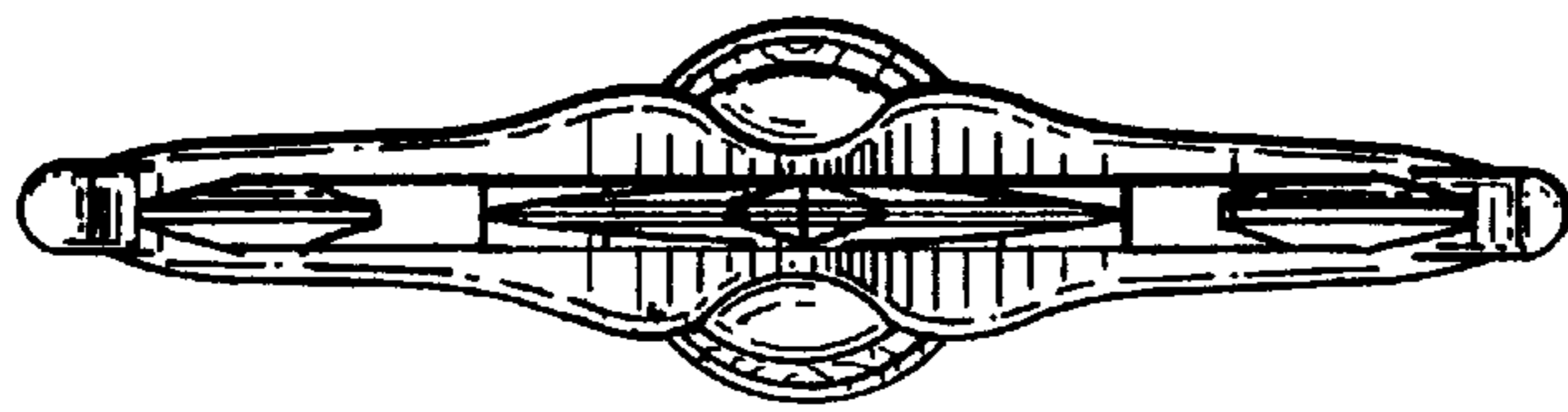


FIG. 3