



US00D406307S

United States Patent [19] Kang

[11] Patent Number: **Des. 406,307**

[45] Date of Patent: ****Mar. 2, 1999**

[54] **PERSONAL DEFENSE SPRAY CANISTER**

[76] Inventor: **Jae-Bong Kang**, 1 Cha-2 Dong, Dae Rim Apartment 1101, Eung Bong Dong, Sung Dong Ku, Seoul, Rep. of Korea

[**] Term: **14 Years**

[21] Appl. No.: **73,530**

[22] Filed: **Jul. 14, 1997**

[51] **LOC (6) Cl.** **22-02**

[52] **U.S. Cl.** **D22/117**

[58] **Field of Search** D22/117; D9/300, D9/448; 362/234, 253, 96; 222/402.11, 153.11, 153.13, 182, 183, 192, 175; 43/85, 127

[56] **References Cited**

U.S. PATENT DOCUMENTS

11,942	11/1854	Myers	43/85
D. 160,098	9/1950	Lodes	D9/300
D. 360,674	7/1995	McClean	D22/117
D. 364,669	11/1995	Winner	D22/117
D. 388,320	12/1997	Lamb	D9/300

1,262,649	4/1918	Darragh	43/127
4,044,922	8/1977	Bordelon	222/402.11
4,434,914	3/1984	Meshberg	222/402.11
5,287,995	2/1994	Redman et al.	D22/117
5,509,581	4/1996	Parsons	222/402.11

OTHER PUBLICATIONS

U.S. Cavalry, Inc. 1993 Summer Catalog. pp. 10-11 Personal Defense Sprays.

Primary Examiner—Doris V. Coles
Attorney, Agent, or Firm—Philip L. Bateman

[57] **CLAIM**

The ornamental design for a personal defense spray canister, as shown and described.

DESCRIPTION

FIG. 1 is a front, right side, and top perspective view of a personal defense spray canister showing my new design; FIG. 2 is a top plan view thereof; FIG. 3 is a bottom plan view thereof; FIG. 4 is a front elevation view thereof; FIG. 5 is a right side elevation view thereof; FIG. 6 is a left side elevation view thereof; and, FIG. 7 is a rear elevation view thereof.

1 Claim, 1 Drawing Sheet

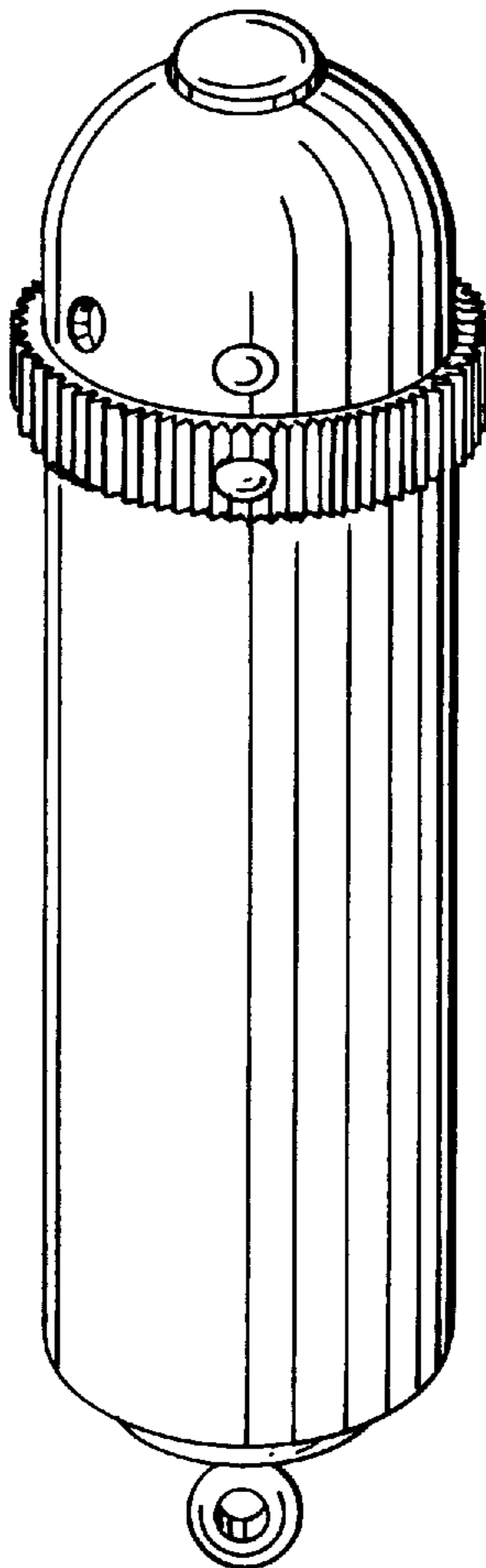


FIG. 1




FIG. 2




FIG. 3

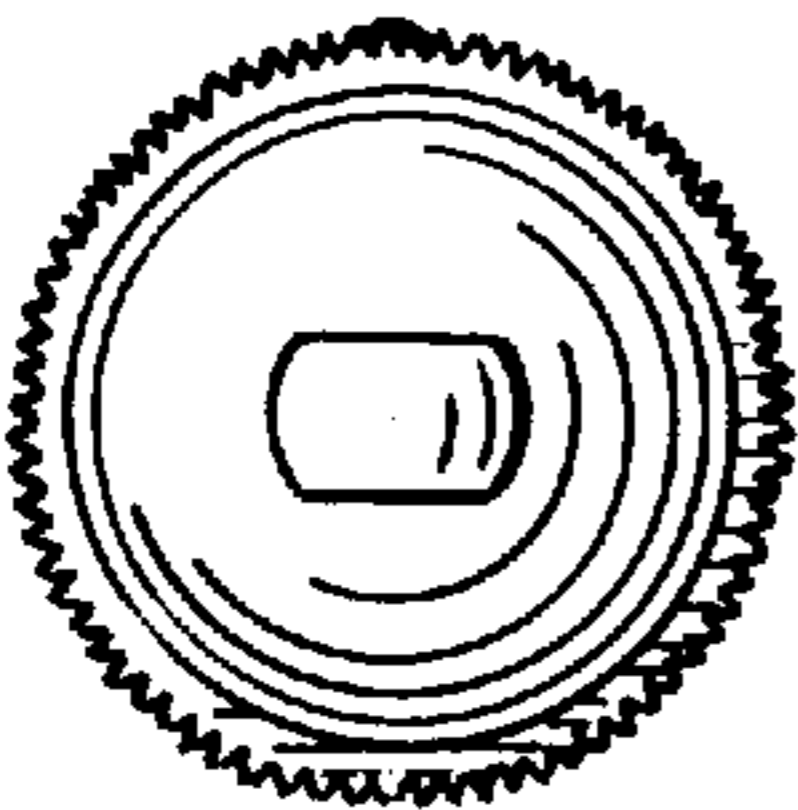


FIG. 4




FIG. 6

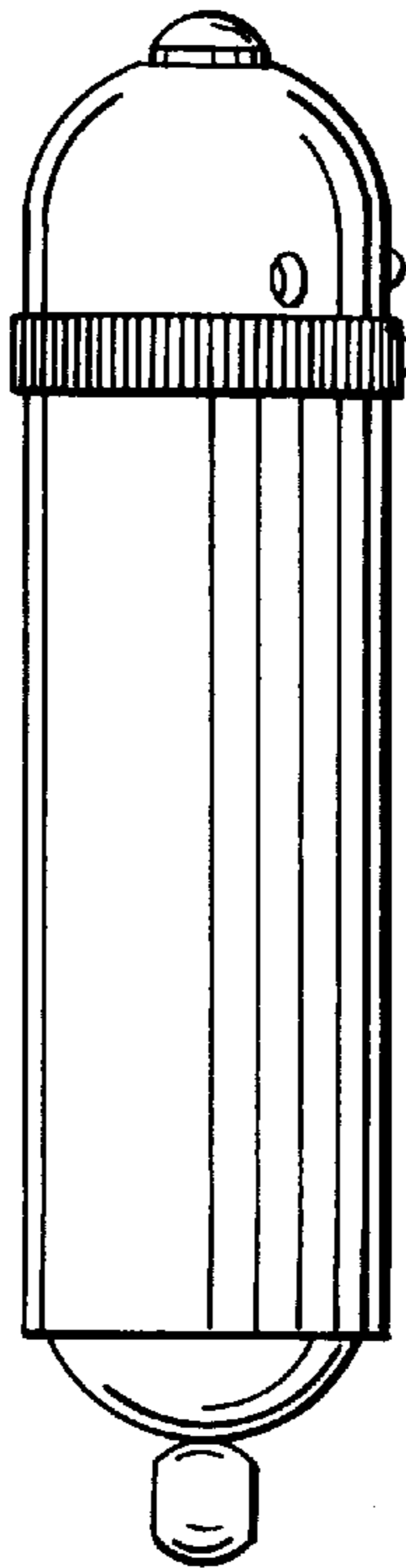


FIG. 5




FIG. 7

