



US00D406302S

United States Patent [19]

Simpson et al.

[11] Patent Number: **Des. 406,302**

[45] Date of Patent: ****Mar. 2, 1999**

[54] **BOW STAND**

[76] Inventors: **Craig B. Simpson**, 748 N. 300 West, Mapleton, Utah 84664; **Steve C. Gurney**, 1185 W. 250 North, St. George, Utah 84770

[**] Term: **14 Years**

[21] Appl. No.: **79,959**

[22] Filed: **Nov. 21, 1997**

[51] **LOC (6) Cl.** **22-01**

[52] **U.S. Cl.** **D22/107; D22/100**

[58] **Field of Search** **D22/100, 107, D22/199; 124/23.1, 86, 89; 248/163.1**

[56] **References Cited**

U.S. PATENT DOCUMENTS

D. 346,636	5/1994	Bechtel	D22/108
D. 376,832	12/1996	Mills	D22/107
D. 382,034	8/1997	Dullinger	D22/107
D. 390,301	2/1998	Peterson	D22/108
960,916	6/1910	Heiser	248/163.1
2,452,684	11/1948	Robinson	248/163.1
3,017,817	1/1962	Sampson	248/163.1
3,256,872	6/1966	Koser	124/23

4,360,179	11/1982	Roberts	248/126
4,846,140	7/1989	DiMartino	248/360
4,993,398	2/1991	Wallace	124/23.1
5,106,044	4/1992	Regard, III et al.	248/169
5,204,272	4/1993	Boyer	124/89
5,240,211	8/1993	Anderson	248/125
5,547,162	8/1996	Sobolewski et al.	248/688

Primary Examiner—Louis S. Zarfaz
Assistant Examiner—Monica A. Weingart
Attorney, Agent, or Firm—Madson & Metcalf

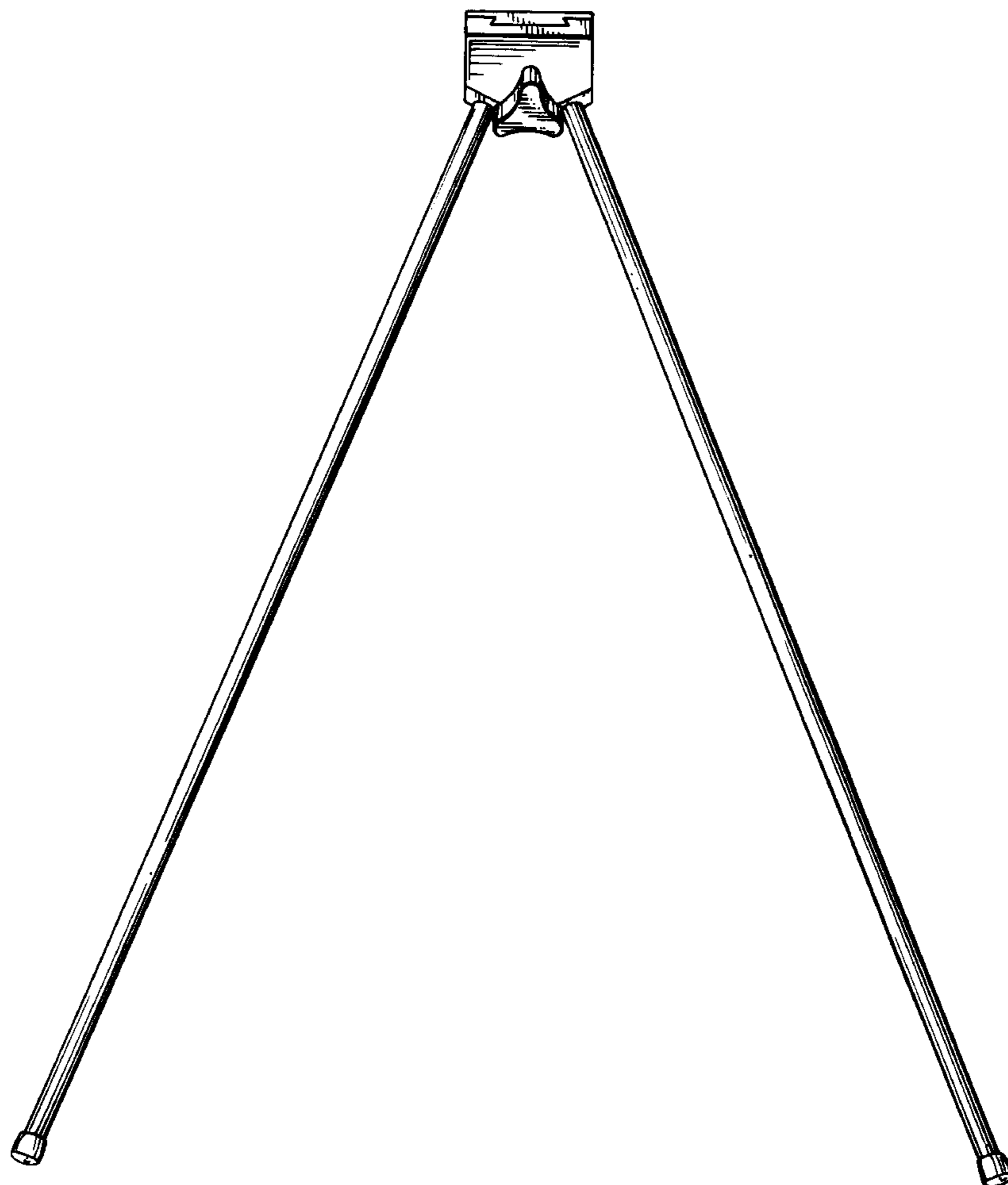
[57] **CLAIM**

The ornamental design for a bow stand, as shown and described herein.

DESCRIPTION

FIG. 1 is a perspective view of the bow stand with a bow shown in dashed line;
FIG. 2 is a front elevation view of the bow stand;
FIG. 3 is a right side elevation view, the left side being a mirror image of the right side;
FIG. 4 is a top view of the bow stand;
FIG. 5 is a bottom view of the bow stand; and,
FIG. 6 is a back view of the bow stand.

1 Claim, 5 Drawing Sheets



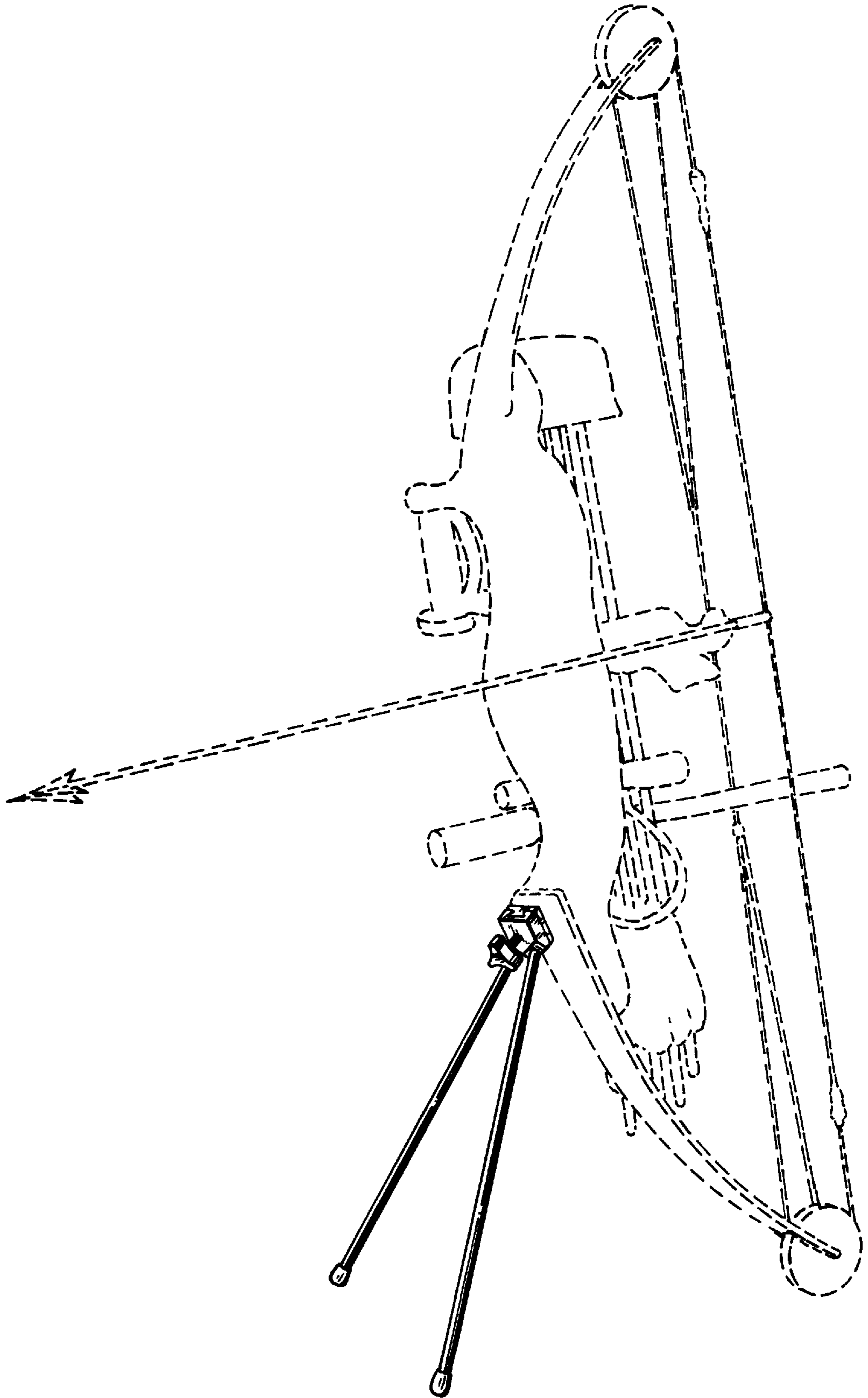


FIG. 1

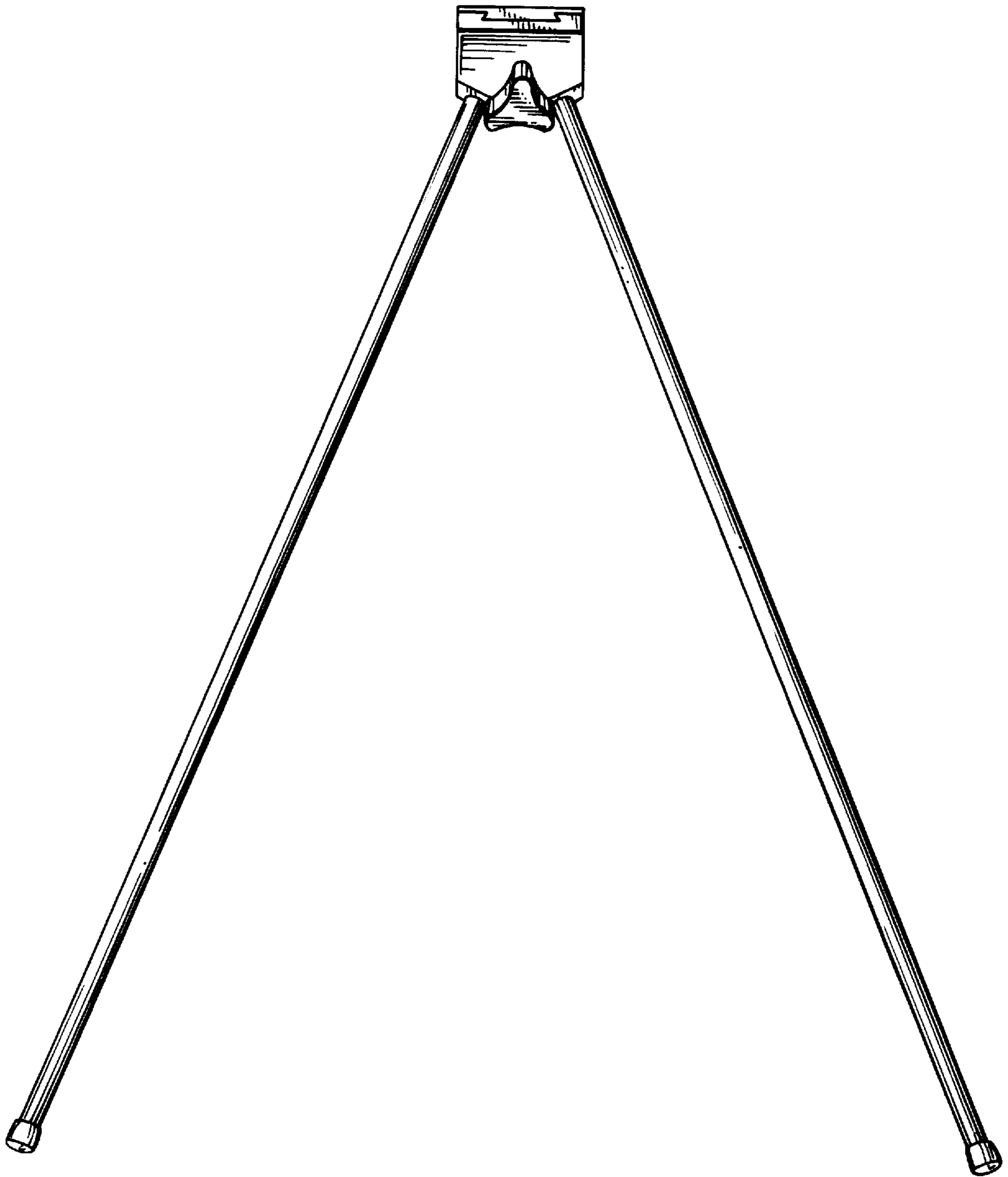


FIG. 2




FIG. 3

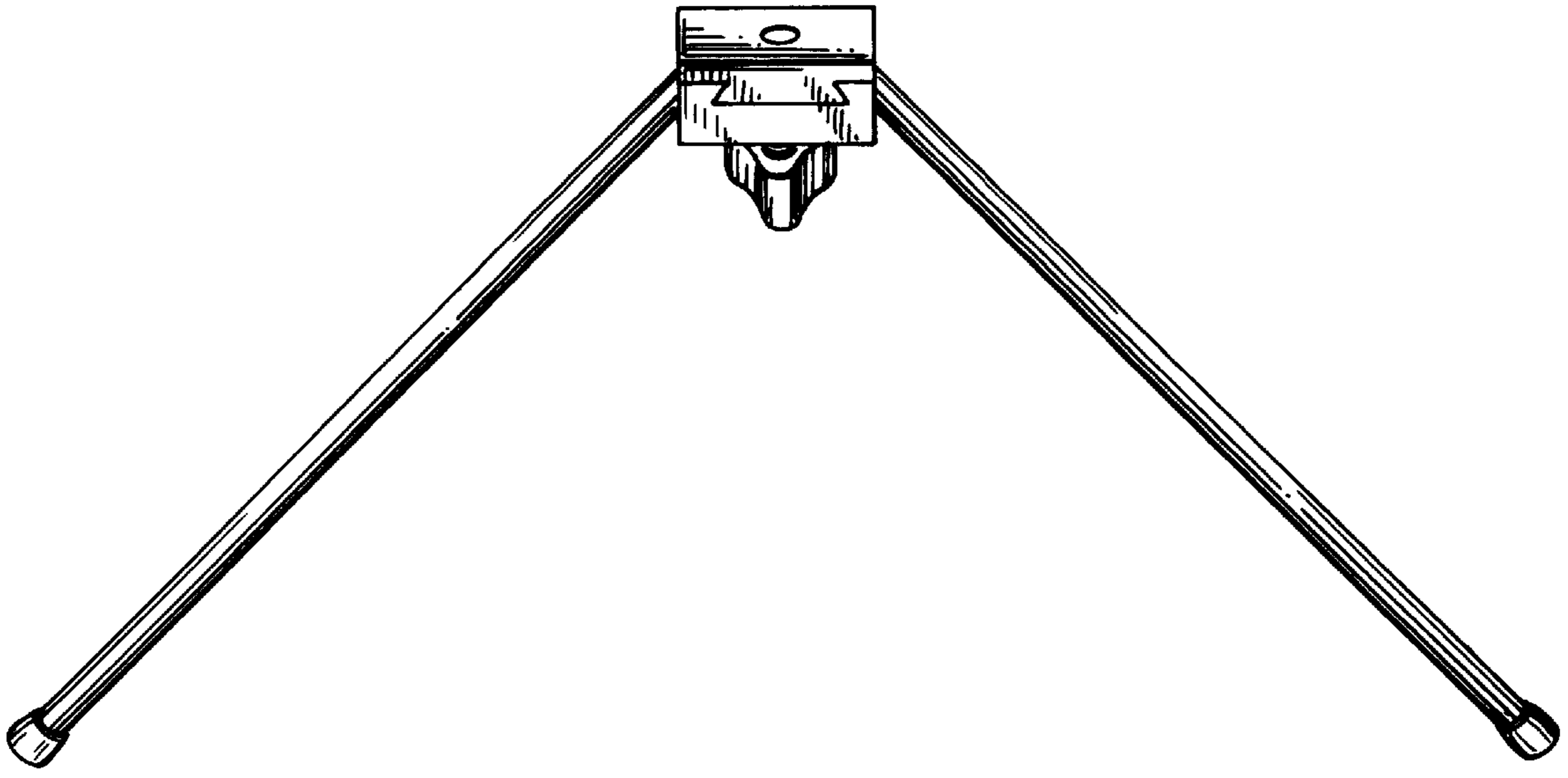


FIG. 4




FIG. 5



FIG. 6