



US00D406285S

**United States Patent** [19]  
**Moët**

[11] **Patent Number: Des. 406,285**  
[45] **Date of Patent: \*\*Mar. 2, 1999**

[54] **TOY**  
[76] **Inventor: Jan P. M. Moët**, Runmolen 57 1823  
GJ, Alkmaar, Netherlands  
[\*\*] **Term: 14 Years**

D. 221,164 7/1971 Joslyn ..... D21/109  
D. 254,922 5/1980 Walker ..... D21/173  
D. 269,687 7/1983 Nakao et al. .... D21/59  
D. 291,583 8/1987 Bateman et al. .... D21/59  
D. 321,022 10/1991 Mariol ..... D21/173  
D. 366,286 1/1996 Kino ..... D21/66

[21] **Appl. No.: 64,568**  
[22] **Filed: Jan. 6, 1997**

*Primary Examiner*—Philip S. Hyder  
*Attorney, Agent, or Firm*—Foley & Lardner

[30] **Foreign Application Priority Data**  
Jul. 5, 1996 [BX] Benelux TM/Des. Off. .... 27221-00

[57] **CLAIM**  
The ornamental design for a toy, as shown and described.


[51] **LOC (6) Cl.** ..... **21-02**  
[52] **U.S. Cl.** ..... **D21/623; D21/629**  
[58] **Field of Search** ..... D21/66, 59, 109,  
D21/173, 105, 104, 171, 108; 446/69, 325,  
396

**DESCRIPTION**


FIG. 1 is a perspective view of a toy showing my new design;  
FIG. 2 is a front elevational view thereof;  
FIG. 3 is a right side elevational view thereof;  
FIG. 4 is a rear elevational view thereof;  
FIG. 5 is a left side elevational view thereof; and,  
FIG. 6 is a perspective view of the toy, wherein the parts have been separated.

[56] **References Cited**  
U.S. PATENT DOCUMENTS  
D. 72,395 4/1927 Wetzell ..... D21/171


**1 Claim, 3 Drawing Sheets**



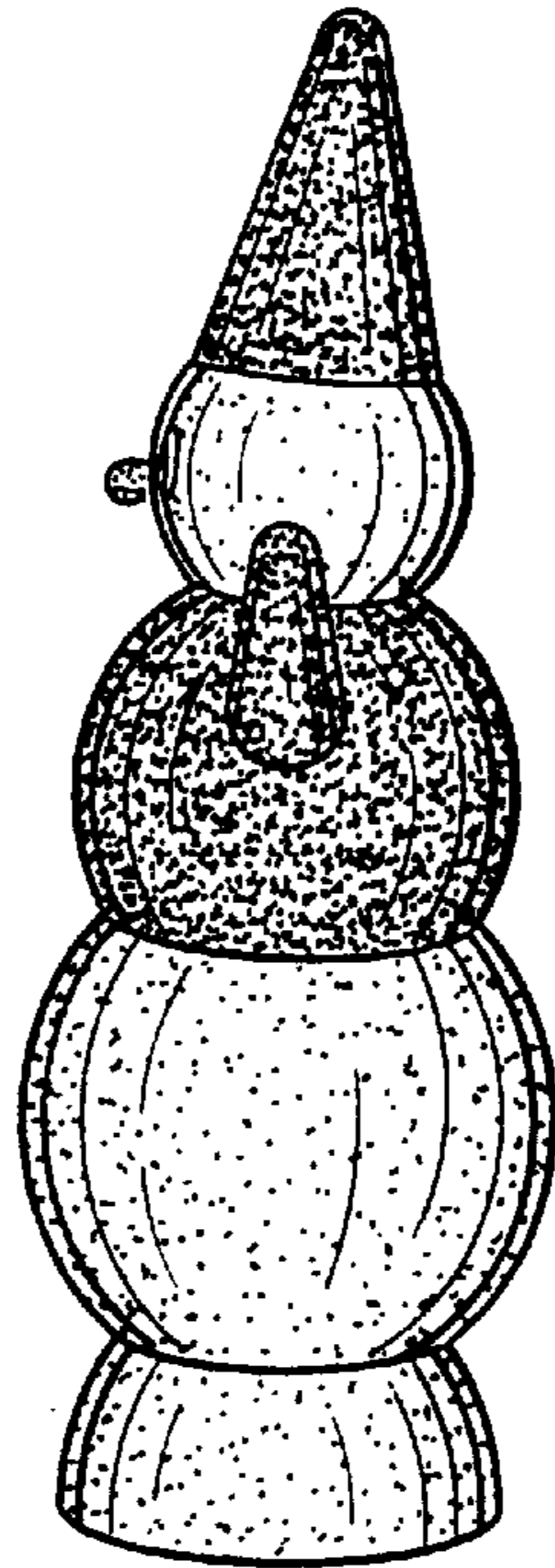
*FIG. 1*



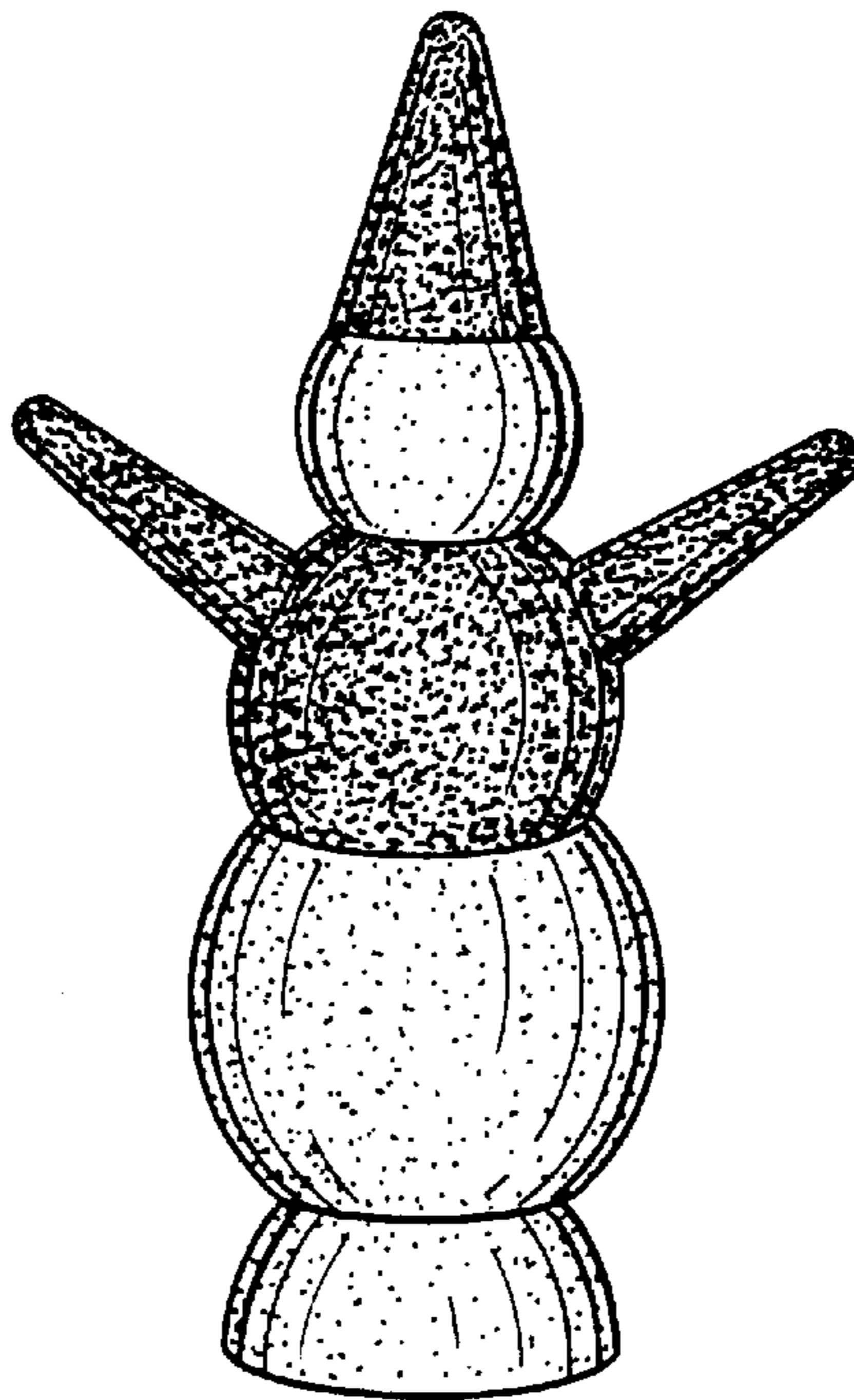
*FIG. 2*



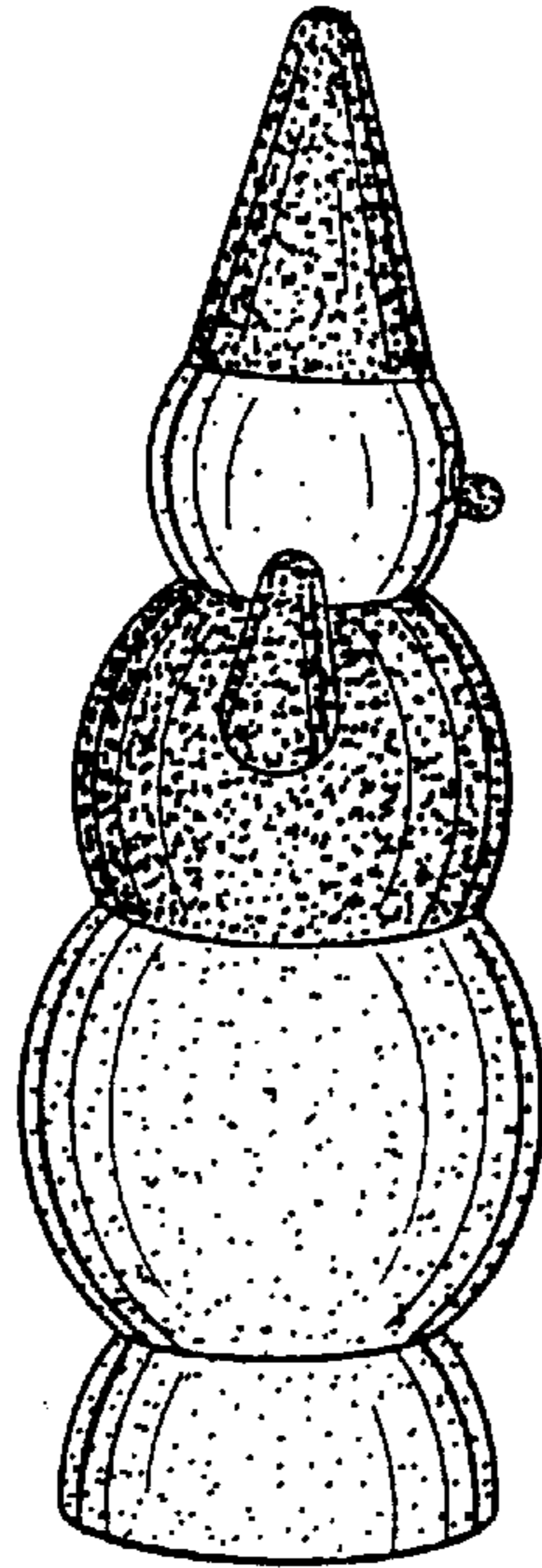
**FIG. 3**



**FIG. 4**



*FIG. 5*



*FIG. 6*

