



US00D406281S

United States Patent [19]
Lun

[11] **Patent Number: Des. 406,281**
[45] **Date of Patent: **Mar. 2, 1999**

[54] **DECORATIVE HAND HELD TOY**

[75] Inventor: **Wong Chung Lun**, Kowloon, Hong Kong

[73] Assignee: **Fu Hong Industries, Ltd.**, Mongkok, Hong Kong

[**] Term: **14 Years**

[21] Appl. No.: **61,117**

[22] Filed: **Oct. 16, 1996**

Related U.S. Application Data

[62] Division of Ser. No. 42,587, Aug. 14, 1995, Pat. No. Des. 397,736.

[51] **LOC (6) Cl.** **21-01**

[52] **U.S. Cl.** **D21/406; D21/408**

[58] **Field of Search** **D21/406, 408; 446/297, 419, 421**

[56] **References Cited**

U.S. PATENT DOCUMENTS

D. 171,950 4/1954 Moore D21/406 X

D. 234,966	4/1975	Langieri et al.	D21/406
D. 265,665	8/1982	Nakao et al.	D21/406
D. 269,884	7/1983	Nakao et al.	D21/406
D. 276,653	12/1984	Daugherty	D21/406 X
D. 304,237	10/1989	Daykin	D21/406 X
D. 318,075	7/1991	Capper et al.	D21/406
2,211,102	8/1940	Davis	446/419

Primary Examiner—Dominic Simone
Attorney, Agent, or Firm—Woodard, Emhardt, Naughton Moriarty & McNett


[57] **CLAIM**

The ornamental design for a decorative hand held toy, as shown and described.

DESCRIPTION

FIG. 1 is a front perspective view of a decorative hand held toy showing my new design;
FIG. 2 is a right side elevational view thereof, the left side being a mirror image;
FIG. 3 is a front elevational view thereof;
FIG. 4 is a top plan view thereof;
FIG. 5 is a rear elevational view thereof; and,
FIG. 6 is a bottom plan view thereof.

1 Claim, 3 Drawing Sheets






Fig. 1




Fig. 4




Fig. 3

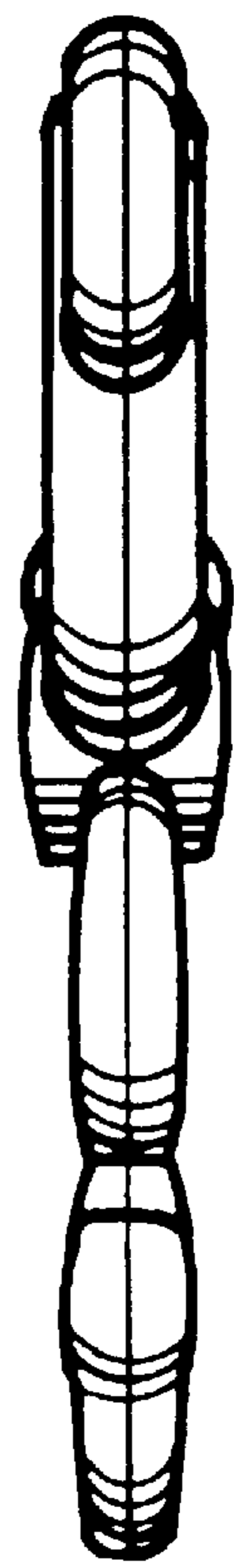


Fig. 2




Fig. 5

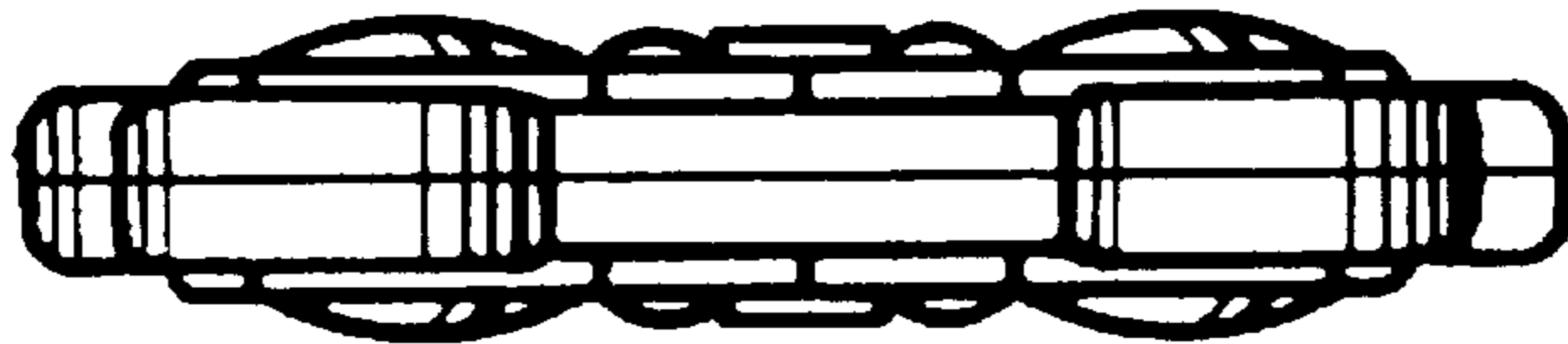


Fig. 6