



US00D406277S

United States Patent [19]
Lecce

[11] **Patent Number: Des. 406,277**
[45] **Date of Patent: **Mar. 2, 1999**

[54] **WRITING INSTRUMENT**

[75] Inventor: **Giovanni Lecce**, Settimo Torinese, Italy

[73] Assignee: **Quadrinvest S.p.A.**, Turin, Italy

[**] Term: **14 Years**

[21] Appl. No.: **91,089**

[22] Filed: **Jul. 22, 1998**

[30] **Foreign Application Priority Data**

Jan. 23, 1998 [IT] Italy TO9800011

[51] **LOC (6) Cl.** **19-06**

[52] **U.S. Cl.** **D19/48; D19/51; D19/56**

[58] **Field of Search** D19/35, 36, 41-51,
D19/53-58, 81-85; 401/6, 7, 88, 99, 100,
103, 104, 110, 116, 209, 196, 261

[56] **References Cited**

U.S. PATENT DOCUMENTS

D. 39,561 9/1908 Boman D19/51

D. 303,549 9/1989 Horntrich D19/48
D. 330,565 10/1992 Dallaire D19/43 X
D. 337,786 7/1993 Melnick D19/51 X
D. 340,477 10/1993 Regnault D19/55
D. 345,578 3/1994 Zier D19/48
D. 357,276 4/1995 Bruhn D19/48
D. 370,126 5/1996 Pfanstiech et al. D19/51 X

Primary Examiner—Martie K. Holtje
Attorney, Agent, or Firm—Myers Bigel Sibley & Sajovec

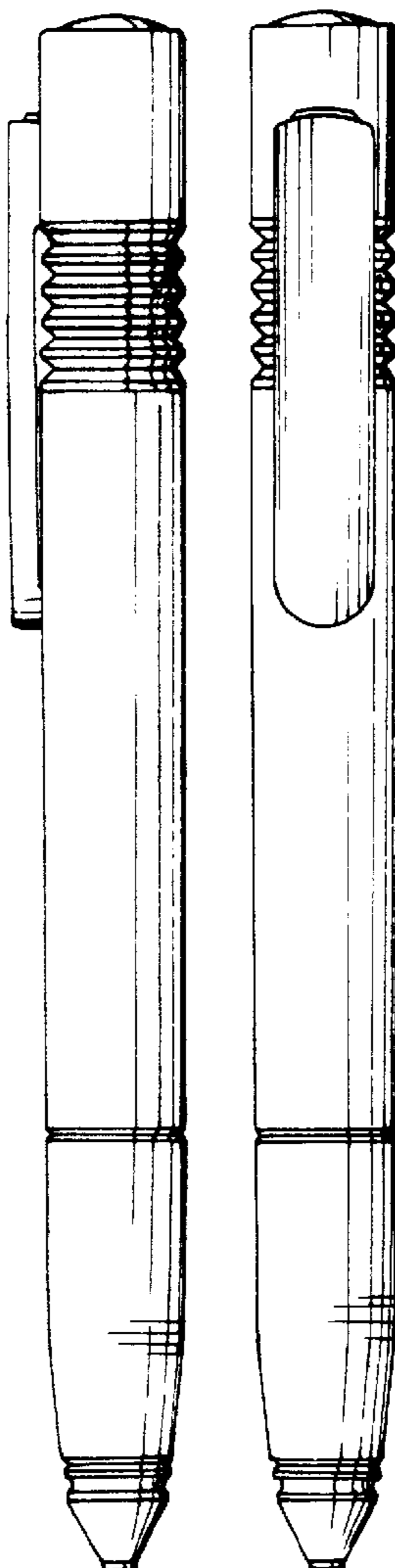
[57] **CLAIM**

I claim the ornamental design for a writing instrument, as shown and described.

DESCRIPTION

FIG. 1 is a side view of a writing instrument showing my new design;
FIG. 2 is a front view thereof;
FIG. 3 is a side view thereof, turned 180° from FIG. 1;
FIG. 4 is a rear view thereof;
FIG. 5 is a bottom plan view thereof; and,
FIG. 6 is a top plan view thereof.

1 Claim, 1 Drawing Sheet






fig. 1



fig. 2




fig. 3




fig. 4

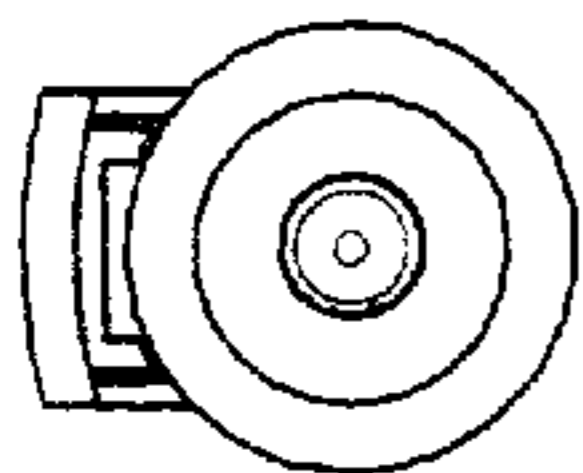


fig. 5

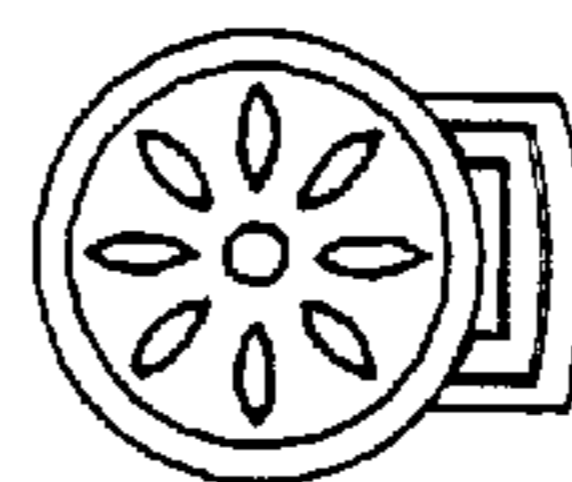


fig. 6