



US00D406276S

United States Patent [19]

Alvarado et al.

[11] Patent Number: **Des. 406,276**

[45] Date of Patent: ****Mar. 2, 1999**

[54] **WRITING LIGHT**

[76] Inventors: **Antonio C. Alvarado; Maria De Jesus G. Alvarado**, both of P.O. Box 2432, San Antonio, Tex. 78298

[**] Term: **14 Years**

[21] Appl. No.: **21,610**

[22] Filed: **Apr. 20, 1994**

Related U.S. Application Data

[63] Continuation of Ser. No. 932,022, Aug. 19, 1992, abandoned.

[51] **LOC (6) Cl.** **19-06**

[52] **U.S. Cl.** **D19/36**

[58] **Field of Search** D19/36; 401/52, 401/195; D26/51

[56] References Cited

U.S. PATENT DOCUMENTS

D. 301,486	6/1989	Yuen	D19/36
D. 324,235	2/1992	Moore	D19/36
D. 389,364	1/1998	Vallarella	D7/300.2
2,964,614	12/1960	Buschle	.	

3,019,767	2/1962	Ambros	.	
3,408,148	10/1968	Bross	.	
4,168,521	9/1979	Bajusz	362/118
4,737,894	4/1988	Kuch et al.	362/118
4,799,132	1/1989	Perlsweig	362/118
4,890,204	12/1989	Lin et al.	362/118
4,964,024	10/1990	Tsay	362/118

OTHER PUBLICATIONS

Brochure distributed by American Inventors Corporation approximately during Oct. 1992.

Primary Examiner—Nelson C. Holtje

[57] CLAIM

The ornamental design for a writing light, as shown and described.

DESCRIPTION

FIG. 1 is a front elevational view of the writing light showing my new design;
FIG. 2 is a rear elevational view thereof;
FIG. 3 is a left side elevational view thereof;
FIG. 4 is a right side elevational view thereof;
FIG. 5 is a top plan view thereof; and,
FIG. 6 is a bottom plan view thereof.

1 Claim, 2 Drawing Sheets




FIG. 1

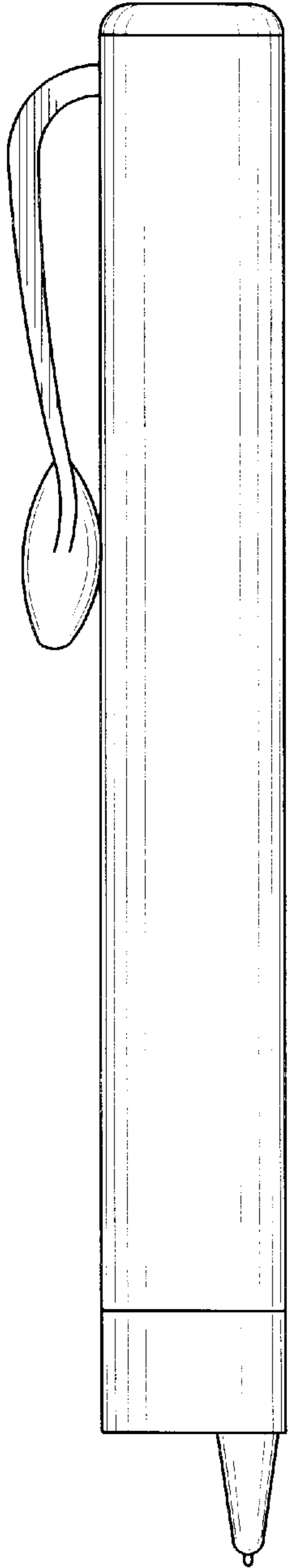


FIG. 2

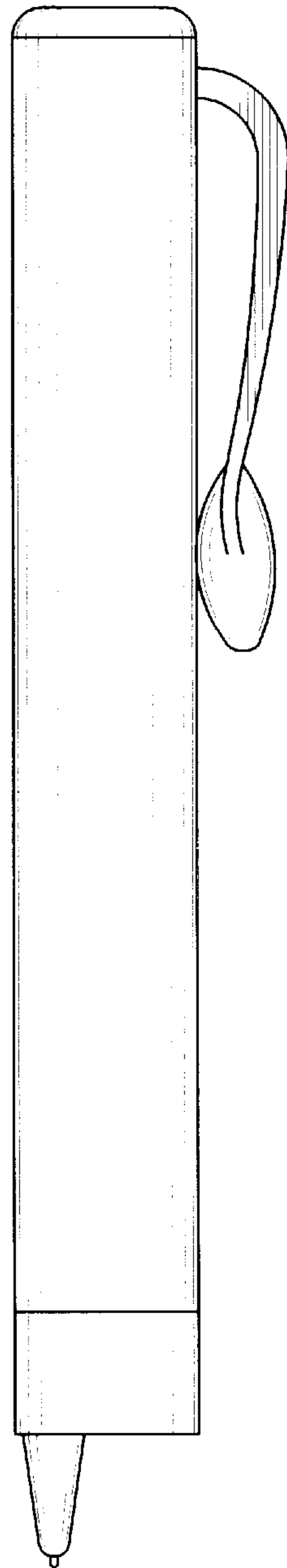


FIG. 3




FIG. 4

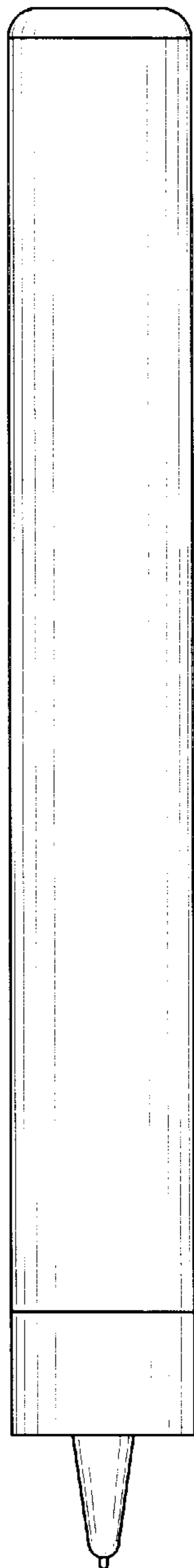


FIG. 5

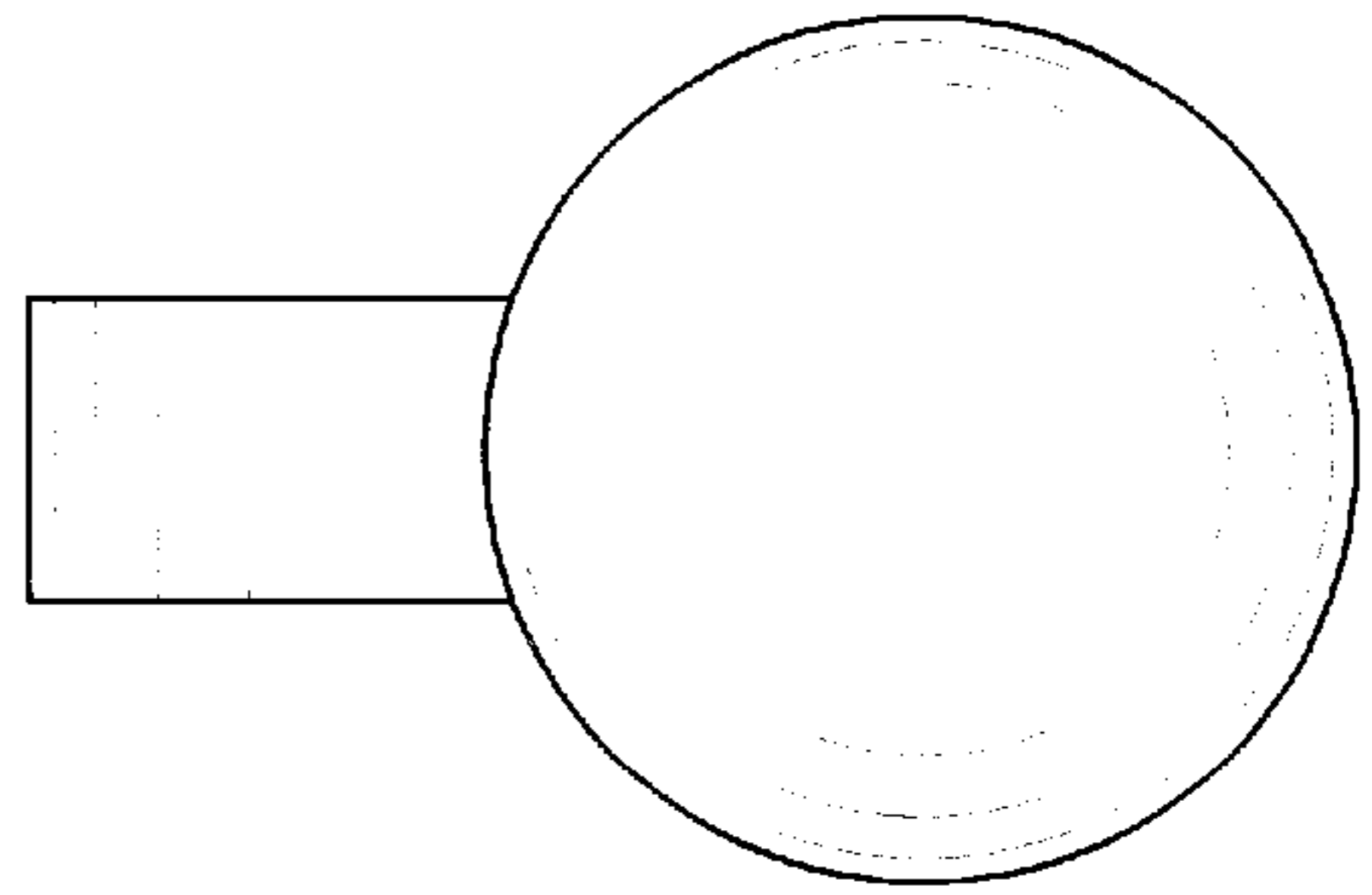


FIG. 6

