



US00D406234S

# United States Patent [19]

**Metter et al.**

[11] **Patent Number: Des. 406,234**

[45] **Date of Patent: \*\*Mar. 2, 1999**

[54] **FROST FREE PLANT BOX**

[76] Inventors: **Eugene A. Metter; Roberta L. Metter**,  
both of 10713 St. Francis La., St. Ann,  
Mo. 63074

[\*\*] Term: **14 Years**

[21] Appl. No.: **22,501**

[22] Filed: **May 5, 1994**

### Related U.S. Application Data

[63] Continuation of Ser. No. 673,485, Mar. 22, 1991, abandoned.

[51] **LOC (6) Cl.** ..... **09-07**

[52] **U.S. Cl.** ..... **D9/432**

[58] **Field of Search** ..... D9/432, 433, 416,  
D9/431, 346, 337; 206/423; 47/2, 40.5,  
41.14, 41.13, 44, 46, 47, 66, 84, 901; 229/120,  
DIG. 14, 213, 249

### [56] References Cited

#### U.S. PATENT DOCUMENTS

D. 177,671	5/1956	Hammond	.....	D3/47
D. 272,605	2/1984	Pelletier	.....	D9/432 X
D. 312,951	12/1990	Forrest	.....	D8/1
1,100,448	6/1914	Selz	.....	229/113 X
2,345,646	4/1944	Williamson	.....	229/113
2,643,815	6/1953	Komeo	.....	229/113
2,980,304	4/1961	Sisco	.....	229/113 X
3,021,046	2/1962	Pullen	.....	256/423 X
3,083,824	4/1963	Ness	.....	206/423

3,178,227	4/1965	Snyder	.....	229/113 X
3,962,822	6/1976	Walters	.....	47/84 X
4,034,907	7/1977	Engdahl, Jr.	.....	229/120 X
4,071,064	1/1978	Saul	.....	206/423 X
4,118,890	10/1978	Shore	.....	47/84 X
4,778,392	10/1988	Mitchell	.....	229/113 X
4,941,572	7/1990	Harris	.....	206/423
5,000,414	3/1991	Rosato	.....	47/40.5 X

### FOREIGN PATENT DOCUMENTS

0039115	11/1981	European Pat. Off.	.....	206/423
1431860	2/1966	France	.....	220/113

### OTHER PUBLICATIONS

Marketing brochure distributed by American Inventors Corporation during May 1991 for a "frost free plant box". Packaging Publication, 1959, p. 207, item 680.

*Primary Examiner*—Prabhakar Deshmukh


### [57] CLAIM

The ornamental design for a frost free plant box, as shown and described.

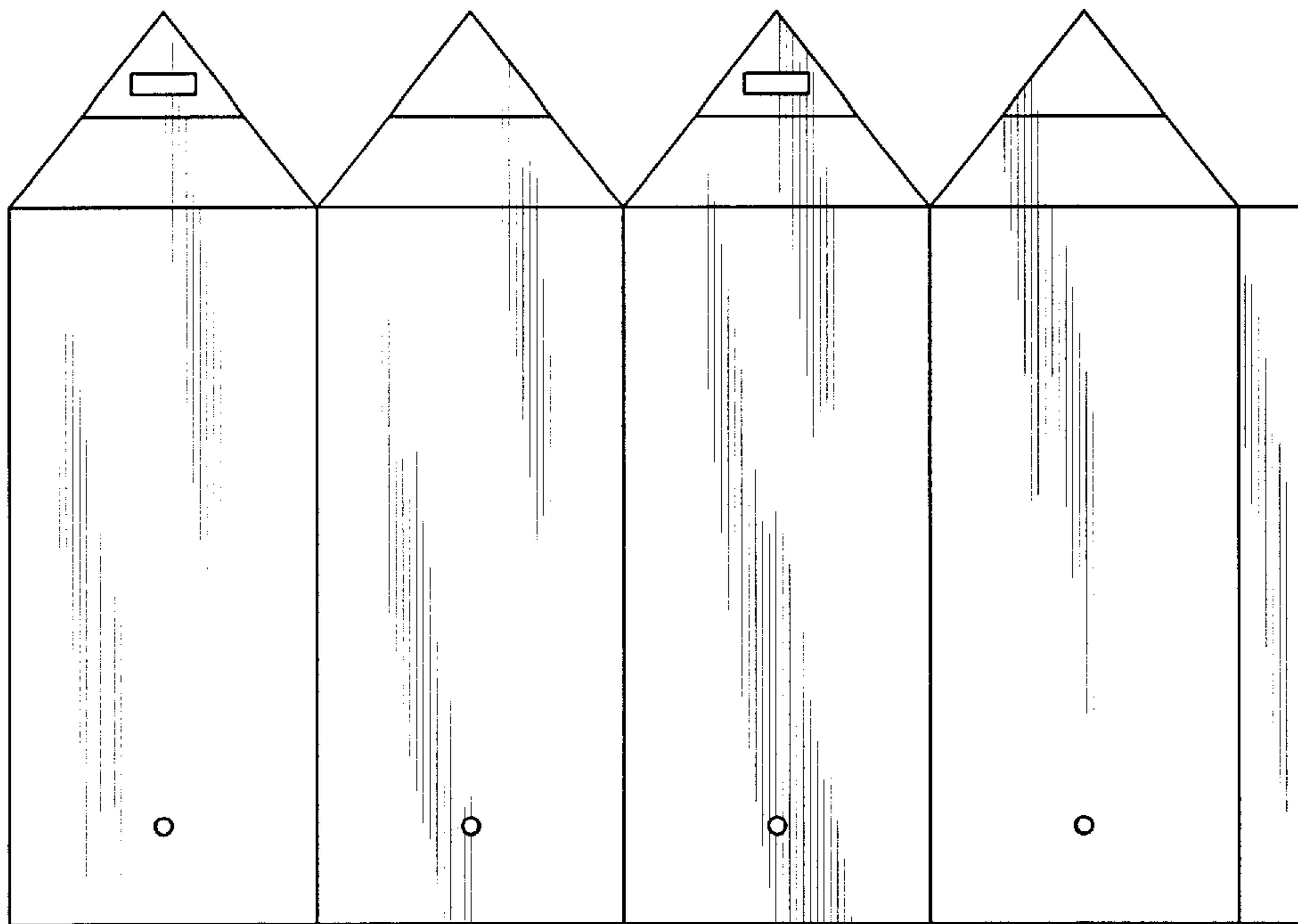
### DESCRIPTION

FIG. 1 is a front elevational view of the frost free plant box showing our new design;  
FIG. 2 is a rear elevational view thereof;  
FIG. 3 is a left side elevational view thereof;  
FIG. 4 is a right side elevational view thereof;  
FIG. 5 is a top plan view thereof;  
FIG. 6 is a bottom plan view thereof; and,  
FIG. 7 is a perspective view thereof.

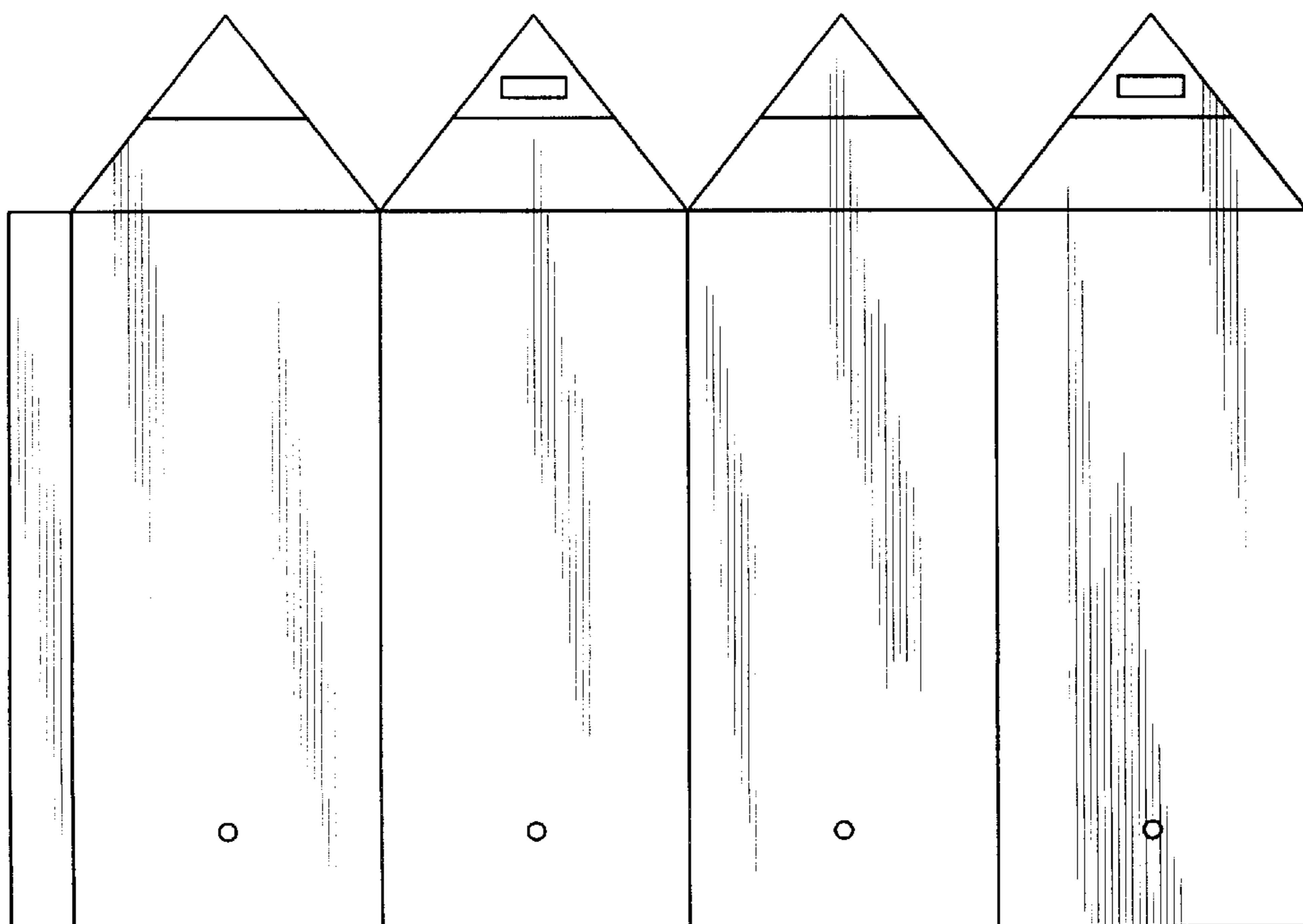
**1 Claim, 4 Drawing Sheets**



*FIG. 1*



*FIG. 2*




*FIG. 3*




*FIG. 4*



*FIG. 5*



*FIG. 6*



*FIG. 7*

