



US00D406185S

United States Patent [19]

Seidl et al.

[11] Patent Number: Des. 406,185

[45] Date of Patent: **Mar. 2, 1999

[54] CONFECTION

[75] Inventors: Patricia Mary Seidl, Luxemburg; Edward Kirke Ryder, Green Bay, both of Wis.

[73] Assignee: Good Humor-Breyers Ice Cream, Division of Conopco, Inc., Green Bay, Wis.

[**] Term: 14 Years

[21] Appl. No.: 83,471

[22] Filed: Feb. 4, 1998

[51] LOC (6) Cl. 01-01

[52] U.S. Cl. D1/102

[58] Field of Search D1/101, 102, 105; 426/104, 91, 144

[56] References Cited

U.S. PATENT DOCUMENTS

D. 198,768	7/1964	Hendrick et al.	D1/102
D. 198,770	7/1964	Hendrick et al.	D1/102
D. 198,771	7/1964	Hendrick et al.	D1/102
D. 198,774	7/1964	Hendrick et al.	D1/102
D. 205,876	9/1966	Merritt	D1/102
D. 206,511	12/1966	Fowler	D1/102

OTHER PUBLICATIONS

Sales board showing various products of Good Humor/Breyers, Prior to Filing Date.
 Sales board showing various products of Nestlé Camy, Prior to Filing Date.
 Sales board showing various products of Nestlé Frisco Glace, Prior to Filing Date.

Sales board showing various products of Nestlé Dairymaid, Prior to Filing Date.
 Sales board showing various products of Motta Gelati, Prior to Filing Date.
 Sales board showing various products of Nestlé Warncke Eis, Prior to Filing Date.
 Sales board showing various products of Perrie XL, Prior to Filing Date.
 Sales board showing various products of Nestlé Savory, Prior to Filing Date.
 Sales board showing various products of Lusso Eldorado, Prior to Filing Date.
 Sales board showing various products of Ola, Prior to Filing Date.
 Sales board showing various products of Wall's Memang Pilihan Utama, Prior to Filing Date.
 Sales board showing various products of Wall's (Asia), Prior to Filing Date.
 Sales board showing various products of Miko, Prior to Filing Date.

Primary Examiner—Susan J. Lucas
 Attorney, Agent, or Firm—James J. Farrell

[57] CLAIM

The ornamental design for the confection, as shown and described.

DESCRIPTION

FIG. 1 is a front elevation view of the confection showing the new design.
 FIG. 2 is a left side elevational view; the undisclosed opposite side being a mirror image thereof;
 FIG. 3 is a back elevation view thereof; and,
 FIG. 4 is a top plan view thereof.

1 Claim, 1 Drawing Sheet




FIG. 1




FIG. 2




FIG. 3

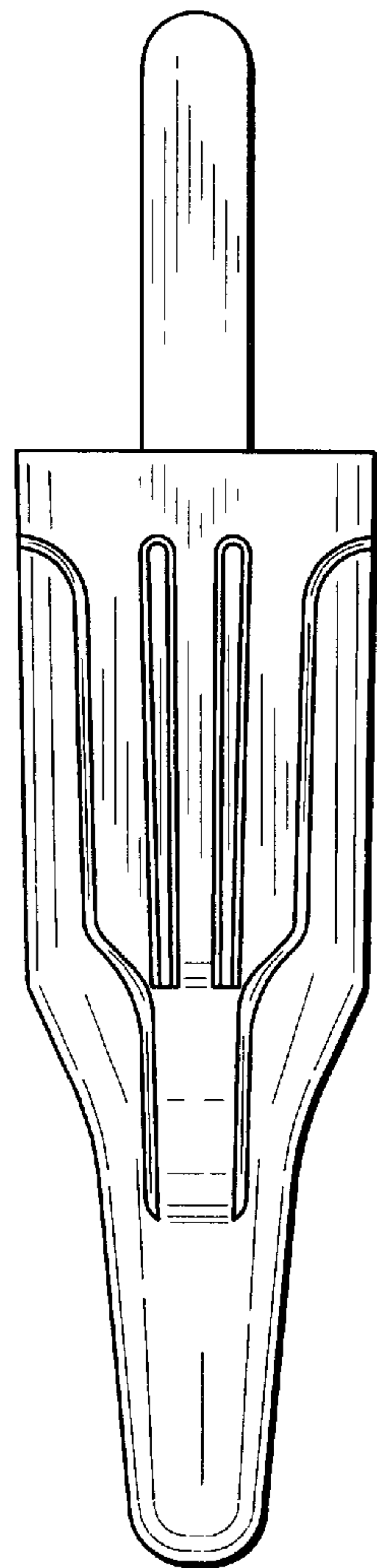


FIG. 4

