



US00D406174S

United States Patent [19] Harp

[11] **Patent Number: Des. 406,174**

[45] **Date of Patent: **Feb. 23, 1999**

[54] **FELT TIP ORGANIZER**

[76] Inventor: **Ronald D. Harp**, 225 NE. Loop Rd.,
Myrtle Creek, Oreg. 97457

[**] Term: **14 Years**

[*] Notice: the terminal 27 months of this patent has
been disclaimed.

[21] Appl. No.: **631,071**

[22] Filed: **Dec. 20, 1990**

[51] **LOC (6) Cl.** **19-06**

[52] **U.S. Cl.** **D19/85**

[58] **Field of Search** D19/85; D3/206;
206/204, 224, 371; 211/69.1-69.9; 24/11 CT,
11 HC

[56] **References Cited**

U.S. PATENT DOCUMENTS

- 232,553 9/1880 Shaw .
- D. 315,446 3/1991 Dieterich D3/74
- D. 389,520 1/1998 Kocon D19/85

- 577,483 2/1897 Kirschner .
- 2,662,637 12/1953 Armbruster .
- 4,986,572 1/1991 Kuykendall 284/30

OTHER PUBLICATIONS

Disclosure Document #257,601, filed Jul. 13, 1990.

Primary Examiner—Nelson C. Holtje

[57] **CLAIM**

The ornamental design for a felt tip organizer, as shown and described.

DESCRIPTION

FIG. 1 is a front elevational view of the felt tip organizer showing my new design;
 FIG. 2 is a rear elevational view thereof;
 FIG. 3 is a left side elevational view thereof;
 FIG. 4 is a right side elevational view thereof;
 FIG. 5 is a top plan view thereof;
 FIG. 6 is a bottom plan view thereof; and,
 FIG. 7 is a perspective view thereof.

1 Claim, 5 Drawing Sheets




FIG. 1

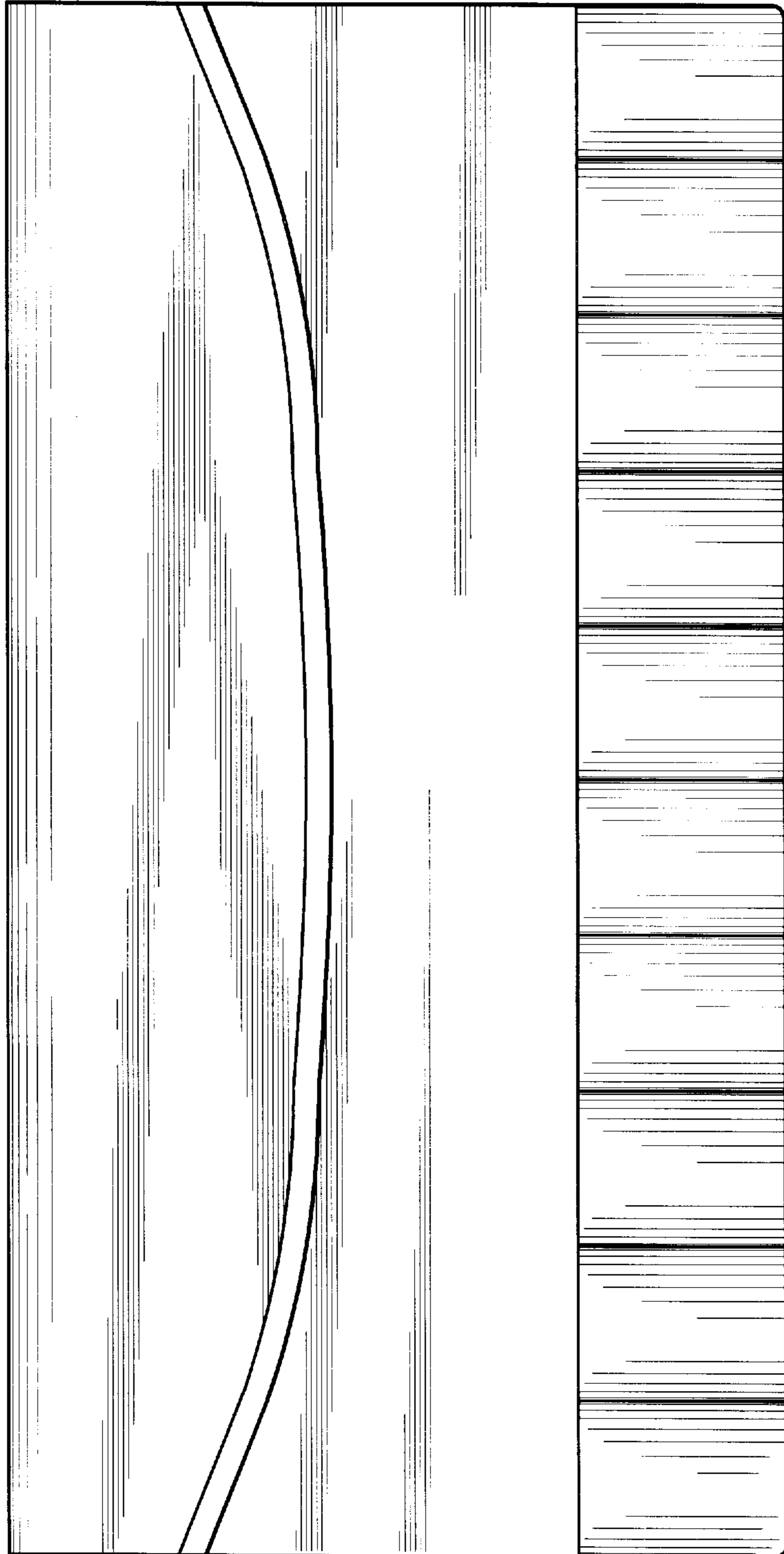


FIG. 2




FIG. 3




FIG. 4




FIG. 5

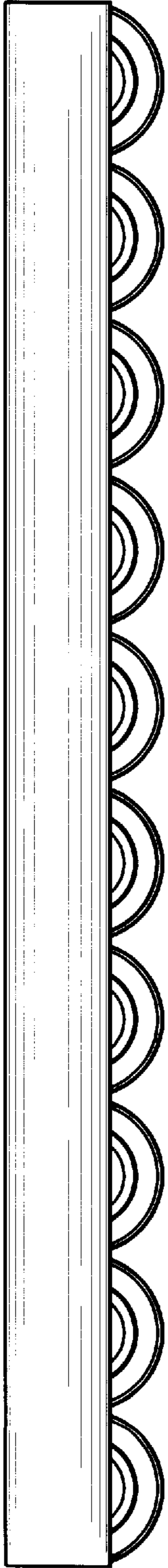


FIG. 6

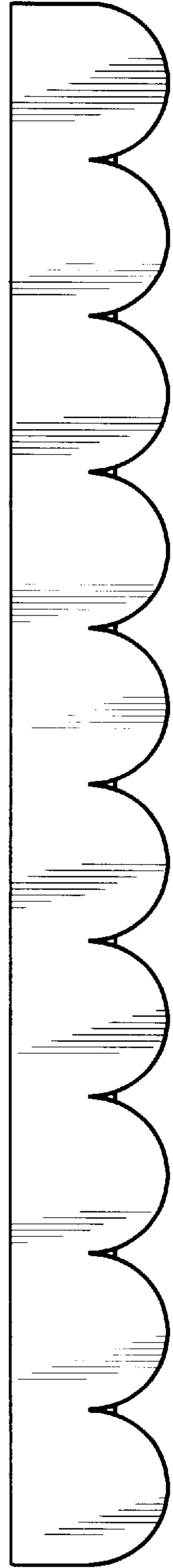


FIG. 7

