



US00D406167S

United States Patent [19] Wolff

[11] **Patent Number: Des. 406,167**

[45] **Date of Patent: **Feb. 23, 1999**

[54] **CAPSULE PILL-SHAPED CLIP**

[75] Inventor: **Stephen H. Wolff**, New York, N.Y.

[73] Assignee: **Wolff Marketing Group, Inc.**, New York, N.Y.

[**] Term: **14 Years**

[21] Appl. No.: **92,394**

[22] Filed: **Aug. 18, 1998**

[51] **LOC (6) Cl.** **19-02**

[52] **U.S. Cl.** **D19/65; D8/395; D19/86; D19/90; D19/96**

[58] **Field of Search** **D8/395; D19/35, D19/36, 65, 75, 78, 86, 88, 90, 91, 96, 99, 100; 40/666; 24/67 R, 67.1-67.11, 510, 504-508, 545, 546, 547, 563, 562, 487, 489; 248/441.1, 442.2, 451-453**

[56] **References Cited**

U.S. PATENT DOCUMENTS

94,334	8/1869	Odell	40/666
D. 302,568	8/1989	Berger	D19/65
D. 302,653	8/1989	Wolff	D8/395
D. 306,876	3/1990	Greenhut et al.	D19/86 X
D. 329,255	9/1992	Tu	D19/96
D. 352,314	11/1994	Wolff	D19/88 X
D. 364,188	11/1995	Wolff	D19/65
D. 376,534	12/1996	Wolff	D8/395
D. 393,878	4/1998	Suzuki	D19/65

513,772	1/1894	Farmer	24/562
5,642,556	7/1997	Alexander	24/545 X
5,666,702	9/1997	Ming-Chieh	24/510

Primary Examiner—Martie K. Holtje
Attorney, Agent, or Firm—Lerner, David, Littenberg, Krumholz & Mentlik

[57] **CLAIM**

The ornamental design for a capsule pill-shaped clip, as shown and described.

DESCRIPTION

FIG. 1 is a front elevational view of a capsule pill-shaped clip showing my new design;
 FIG. 2 is a perspective view thereof;
 FIG. 3 is a left side elevational view, the right side being a mirror image thereof;
 FIG. 4 is a bottom plan view thereof;
 FIG. 5 is a top plan view thereof;
 FIG. 6 is a perspective view of a second embodiment of my new design, the front elevational view being identical to FIG. 1;
 FIG. 7 is a left side elevational view of FIG. 6, the right side being a mirror image thereof;
 FIG. 8 is a top plan view of FIG. 6; and,
 FIG. 9 is a bottom plan view of FIG. 6.

The hinge structure depicted by means of broken lines in the figures has been shown for illustrative purpose only and forms no part of the claimed design.

1 Claim, 2 Drawing Sheets

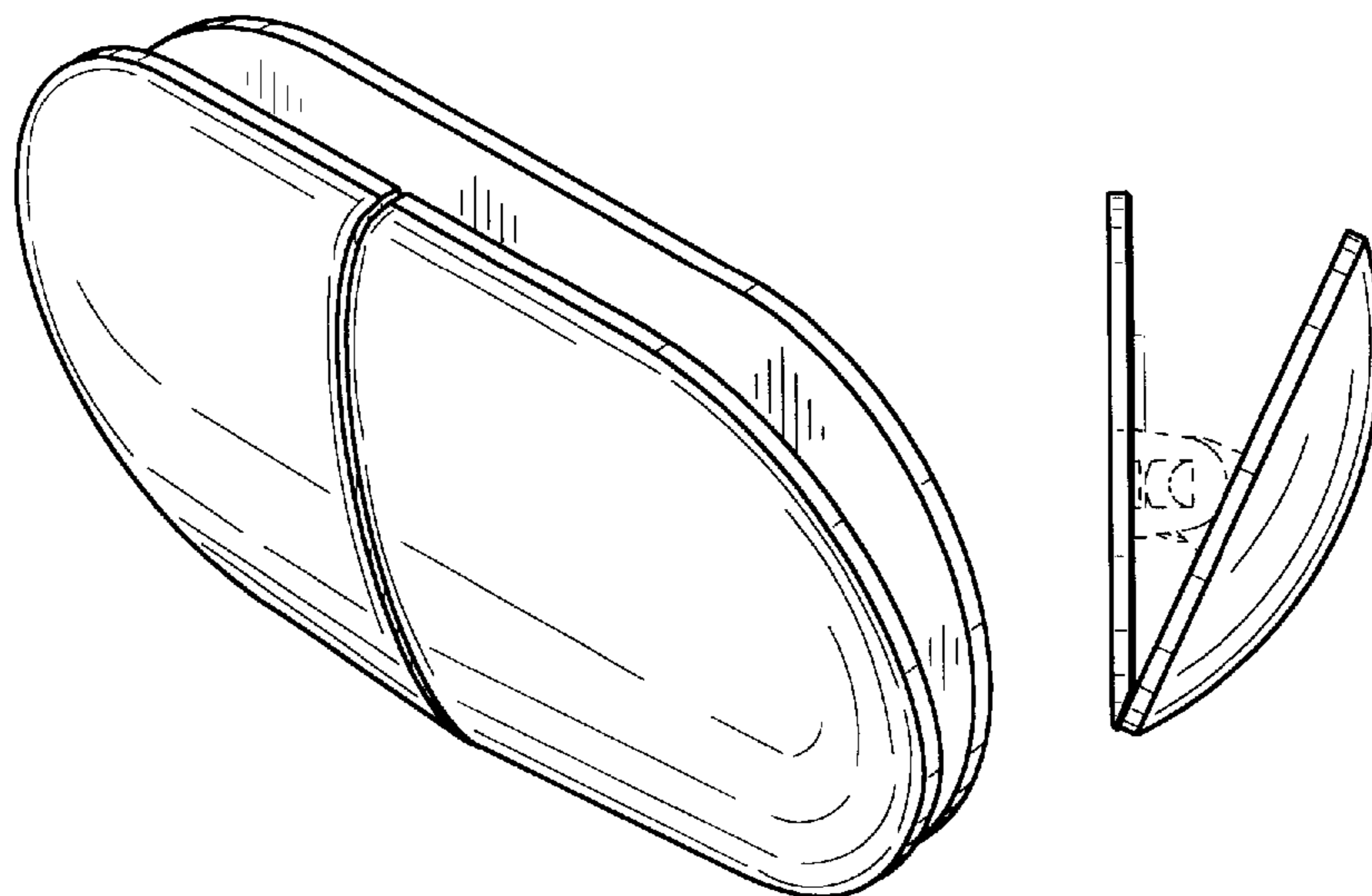


FIG. 1




FIG. 3

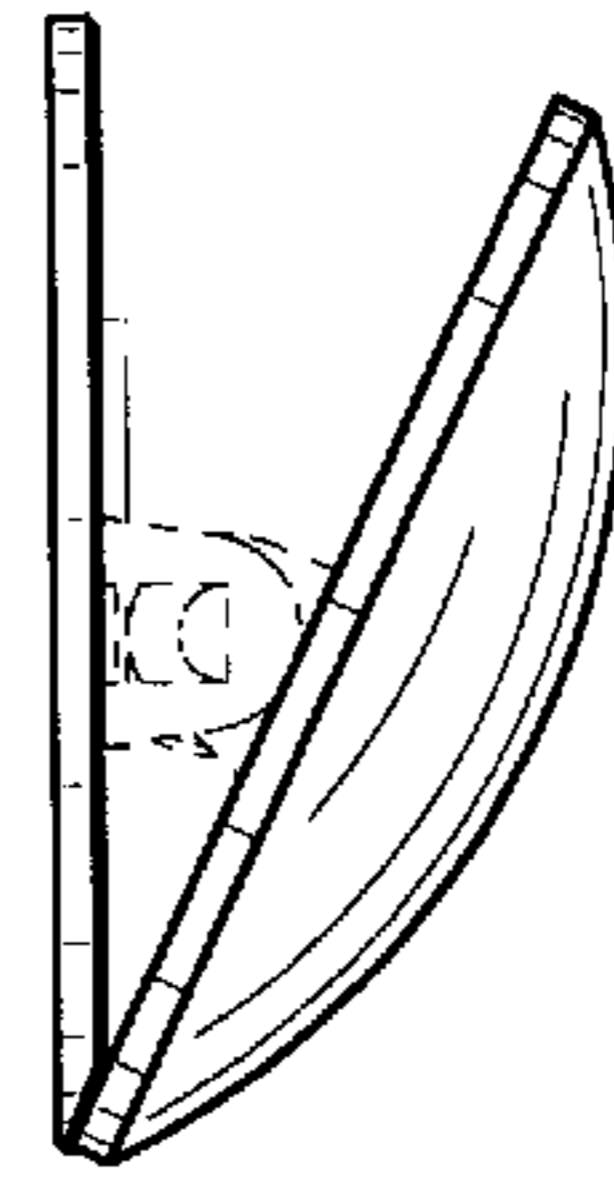


FIG. 2

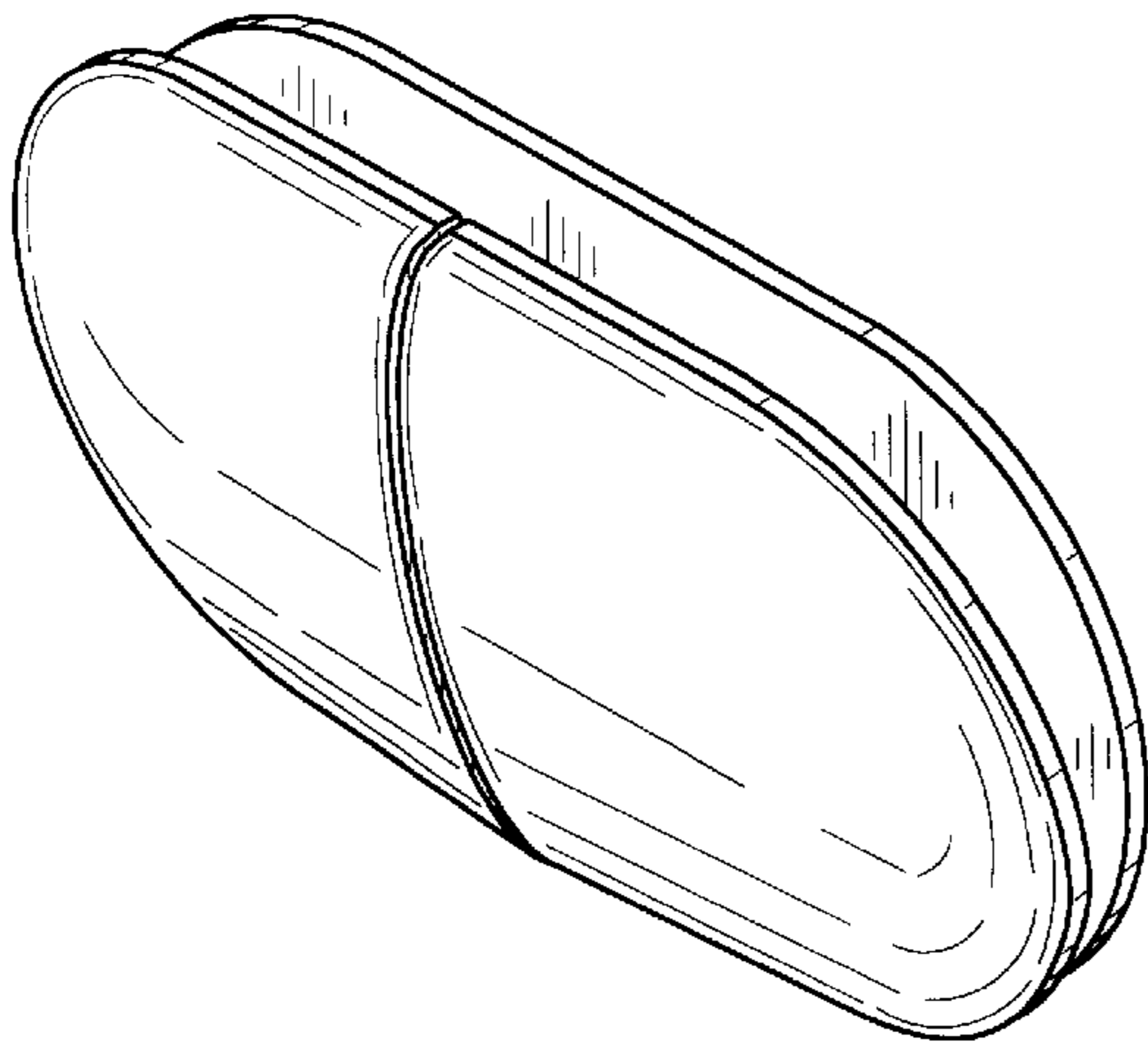


FIG. 4




FIG. 5

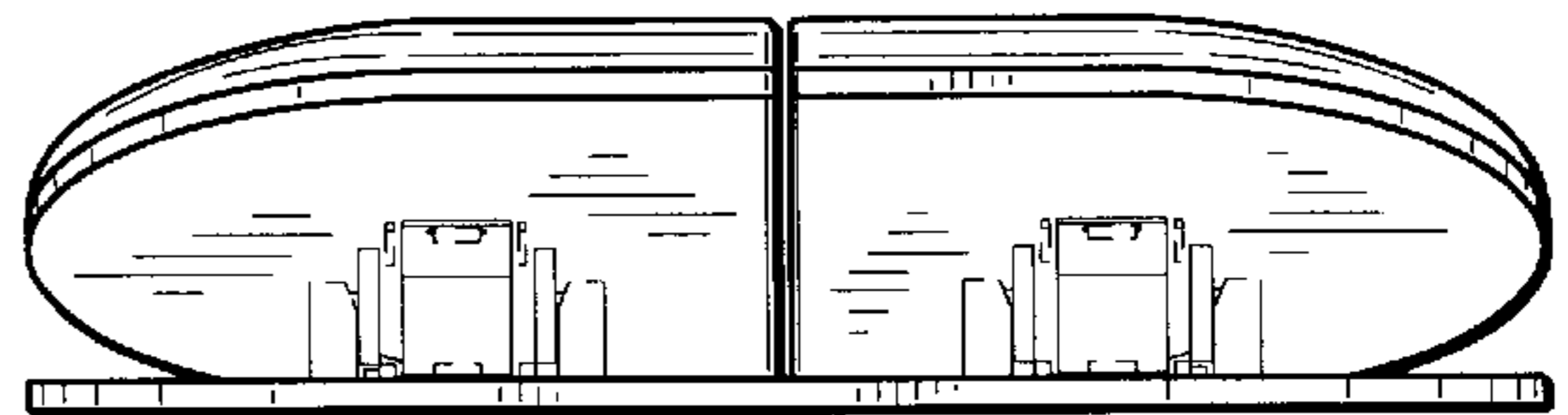


FIG. 6

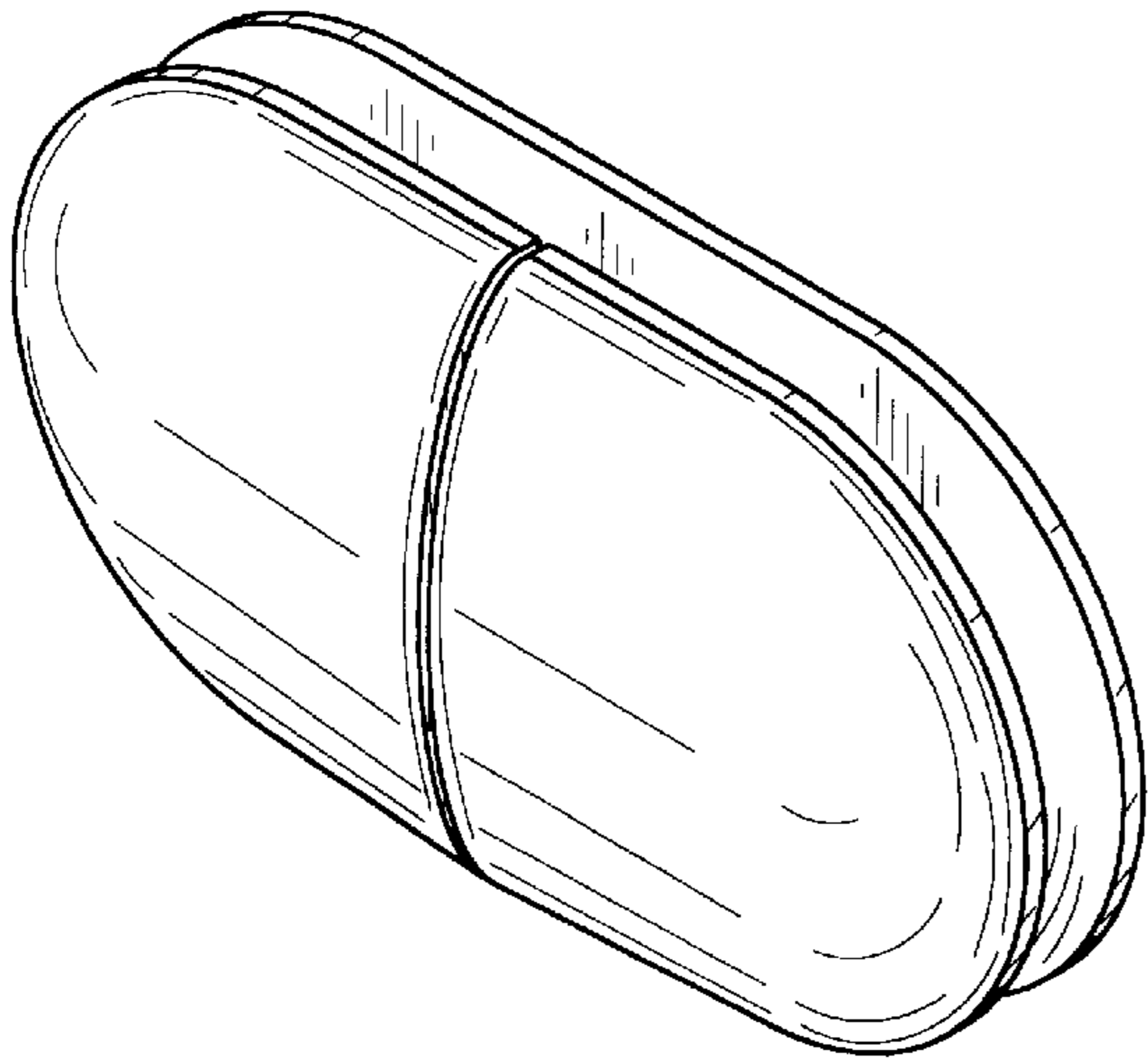


FIG. 8

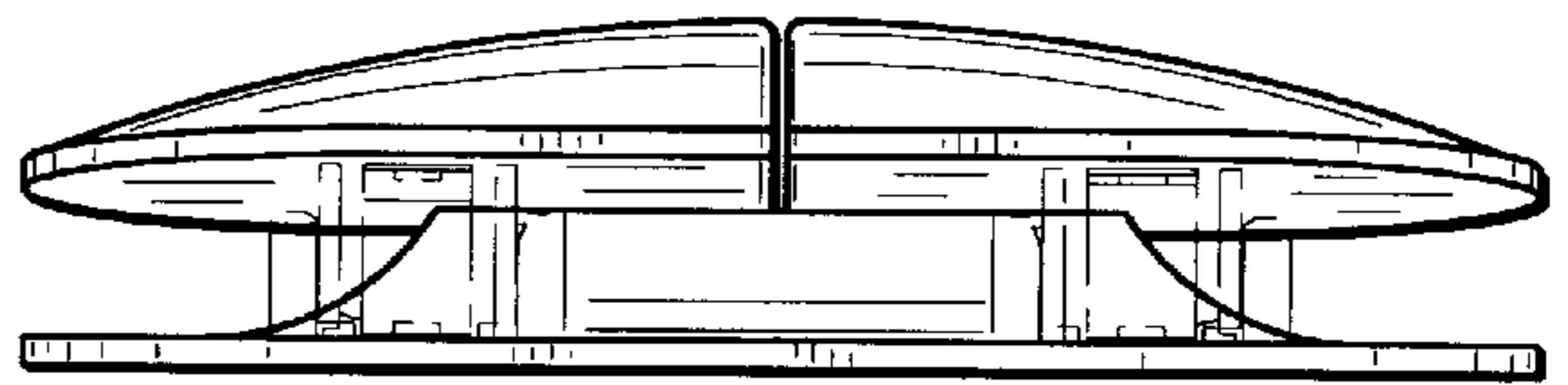


FIG. 7

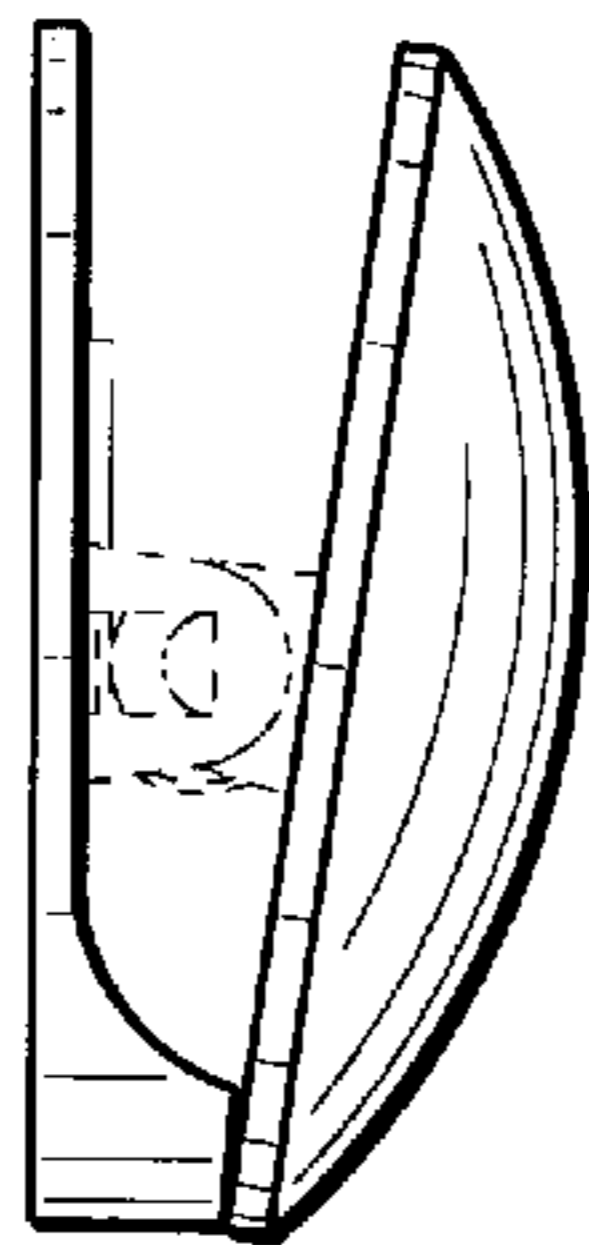


FIG. 9

