



US00D406166S

# United States Patent [19] Grannis

[11] **Patent Number: Des. 406,166**

[45] **Date of Patent: \*\*Feb. 23, 1999**

[54] **WALLET PEN**

[76] Inventor: **Timothy Grannis**, 216 Battery St.,  
Burlington, Vt. 05401

[\*\*] Term: **14 Years**

[21] Appl. No.: **90,462**

[22] Filed: **Jul. 9, 1998**

[51] **LOC (6) Cl. .... 19-06**

[52] **U.S. Cl. .... D19/45; D19/51; D19/56**

[58] **Field of Search .... D19/35, 36, 41-51,  
D19/53-58, 81-85; 401/99, 100, 104, 105,  
110, 116, 209, 88, 29, 30, 31, 32, 33, 62,  
84, 141**

[56] **References Cited**

**U.S. PATENT DOCUMENTS**

D. 248,863	8/1978	Miyamoto	.....	D19/36
D. 249,246	9/1978	Dahl	.....	D19/51 X
D. 267,655	1/1983	Verona	.....	D19/51
D. 278,157	3/1985	Maki et al.	.....	D19/45 X
D. 332,963	2/1993	Anavil et al.	.....	D19/49
586,495	7/1897	Hicks	.....	401/62
1,607,097	11/1926	Murphy	.....	401/52 X
2,772,662	12/1956	Tamalunas	.....	401/84
3,124,107	3/1964	Fehling et al.	.....	401/141
3,326,189	6/1967	Baez	.....	401/105

*Primary Examiner*—Martie Thompson  
*Attorney, Agent, or Firm*—H. Jay Spiegel

[57] **CLAIM**

The ornamental design for a wallet pen, as shown and described.

**DESCRIPTION**

FIG. 1 shows a perspective view of my claimed design with the writing tip extended;

FIG. 2 shows a front view of my claimed design with the writing tip extended;

FIG. 3 shows a rear view of my claimed design with the writing tip extended;

FIG. 4 shows a side view of my claimed design with the writing tip extended;

FIG. 5 shows a view from the other side of my claimed design with the writing tip extended;

FIG. 6 shows a top view of my claimed design with the writing tip extended;

FIG. 7 shows a bottom view of my claimed design with the writing tip extended;

FIG. 8 shows a perspective view of my claimed design with the writing tip retracted;

FIG. 9 shows a front view of my claimed design with the writing tip retracted;

FIG. 10 shows a rear view of my claimed design with the writing tip retracted;

FIG. 11 shows a side view of my claimed design with the writing tip retracted;

FIG. 12 shows a view from the other side of my claimed design with the writing tip retracted;

FIG. 13 shows a top view of my claimed design with the writing tip retracted; and,

FIG. 14 shows a bottom view of my claimed design with the writing tip retracted.

**1 Claim, 4 Drawing Sheets**

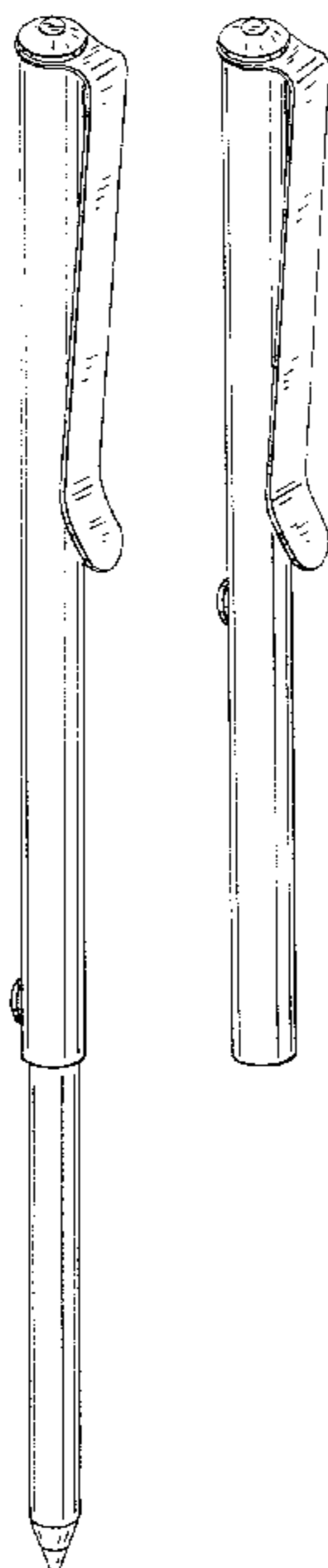


FIG. 1

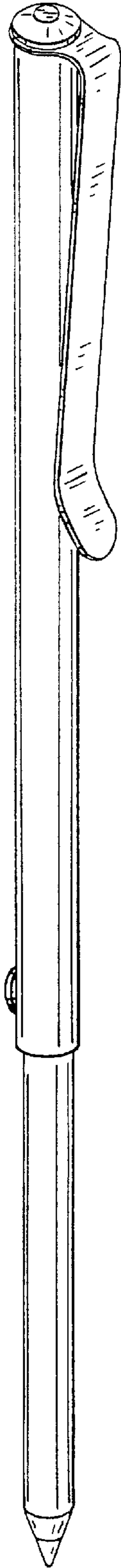


FIG. 2

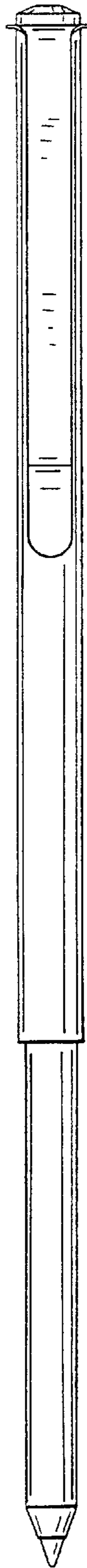


FIG. 3




FIG. 4

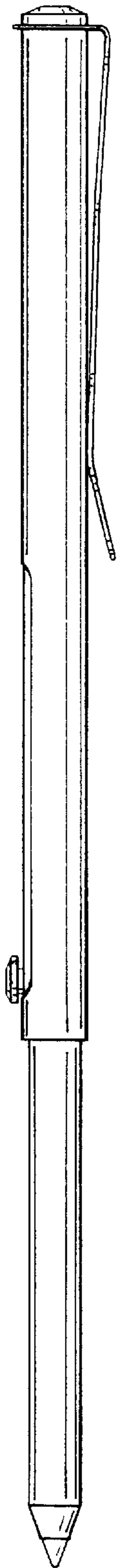


FIG. 6



FIG. 5

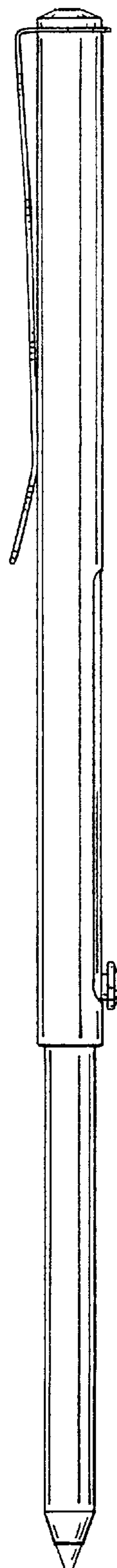


FIG. 7

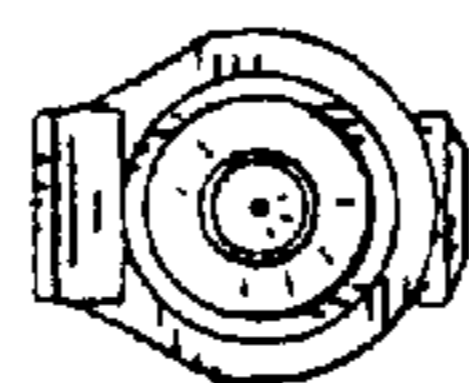


FIG. 8

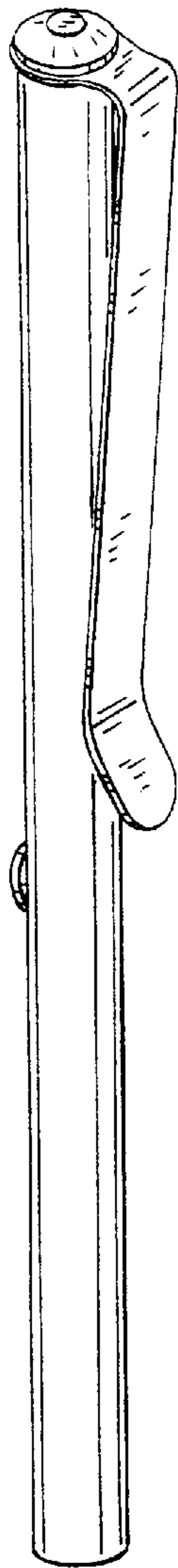


FIG. 9

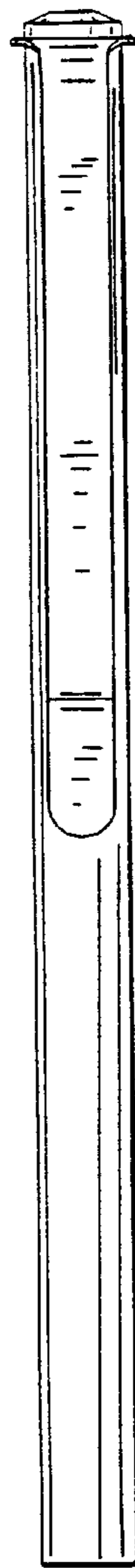


FIG. 10



FIG. 11

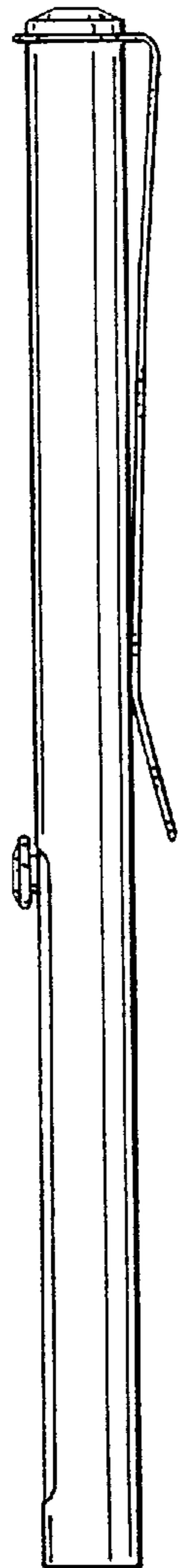


FIG. 13

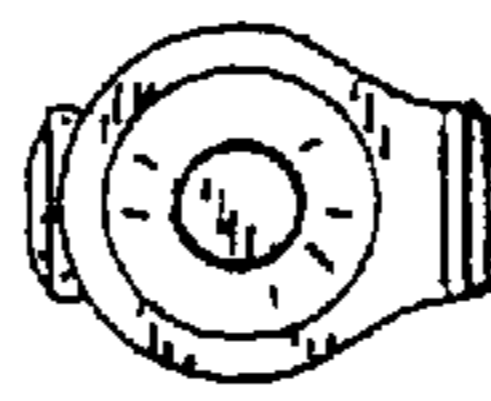


FIG. 12

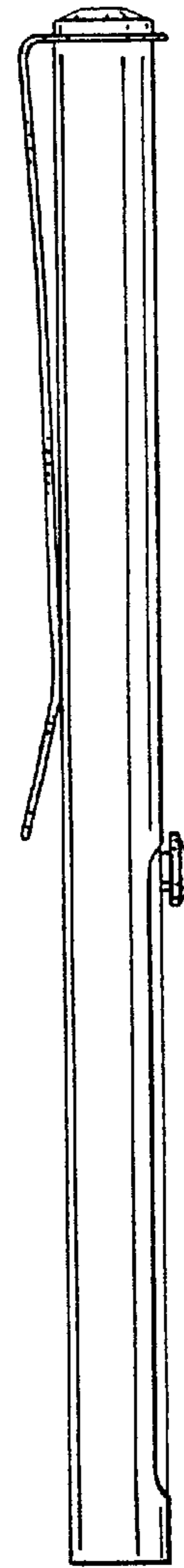


FIG. 14

