



US00D406165S

# United States Patent [19]

Nadel

[11] **Patent Number: Des. 406,165**

[45] **Date of Patent: \*\*Feb. 23, 1999**

[54] **LUCKY PENNY WRITING INSTRUMENT**

[75] Inventor: **Melvin Nadel**, New York, N.Y.

[73] Assignee: **Nadel & Sons Toy Corporation**, New York, N.Y.

[\*\*] Term: **14 Years**

[21] Appl. No.: **63,447**

[22] Filed: **Dec. 9, 1996**

[51] **LOC (6) Cl. .... 19-06**

[52] **U.S. Cl. .... D19/36; D19/46; D19/51**

[58] **Field of Search .... D19/35, 36, 41-51, D19/53-58, 81-85; 401/88, 52, 195, 85**

[56] **References Cited**

**U.S. PATENT DOCUMENTS**

- D. 164,548 9/1951 Blish ..... D19/57
- D. 177,659 5/1956 Blish ..... D19/57
- D. 198,959 8/1964 Di Fulvio et al. .... D19/46 X

- D. 223,014 2/1972 Longarzo ..... D19/46 X
- D. 310,684 9/1990 Itoh ..... D19/57
- 1,427,985 9/1922 Vasselli ..... 401/85
- 3,961,852 6/1976 Parry ..... 401/195

*Primary Examiner*—Martie Thompson  
*Attorney, Agent, or Firm*—Ostrolenk, Faber, Gerb & Soffen, LLP

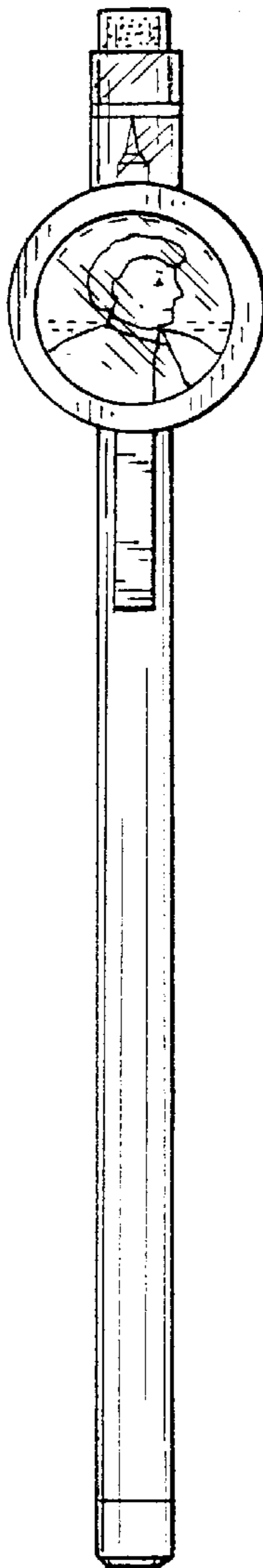
[57] **CLAIM**

The ornamental design for a lucky penny writing instrument, as shown and described.

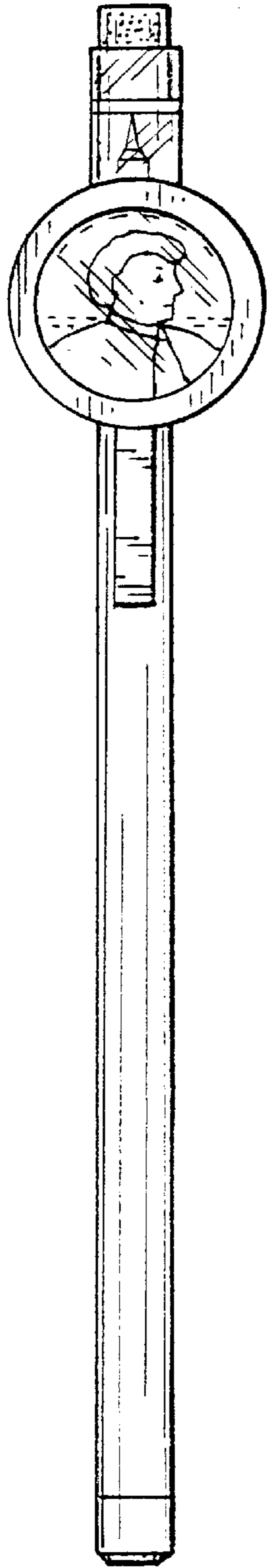
**DESCRIPTION**

FIG. 1 is a perspective of the invention from the front thereof;  
FIG. 2 is a perspective of the invention from the side thereof;  
FIG. 3 is a perspective of the invention from the rear thereof;  
FIG. 4 is a top end view; and,  
FIG. 5 is a bottom end view.

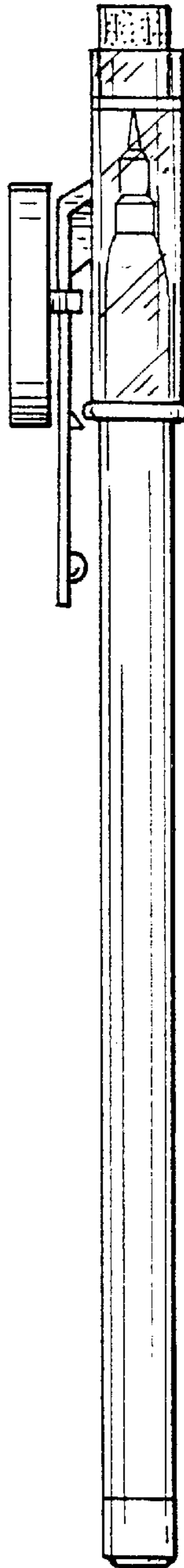
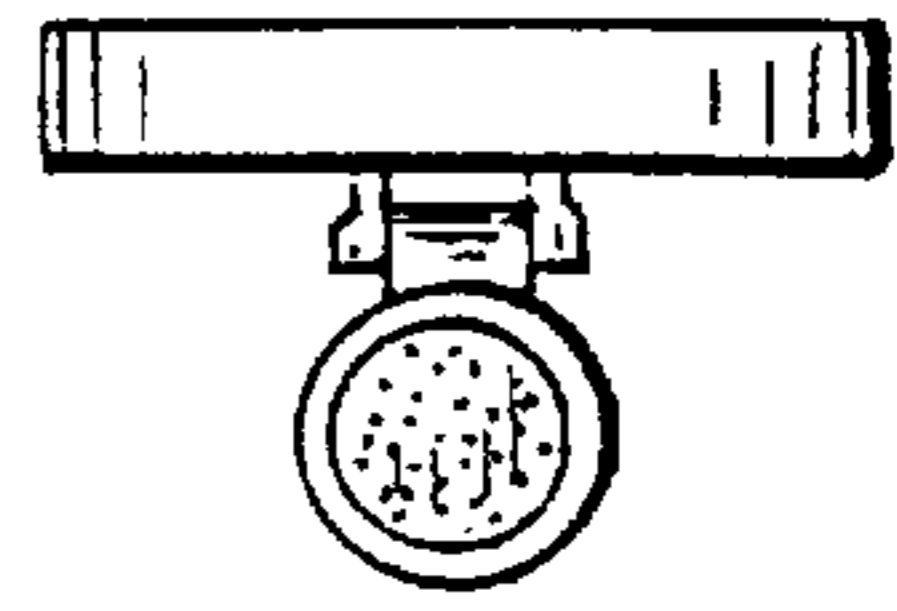
**1 Claim, 1 Drawing Sheet**



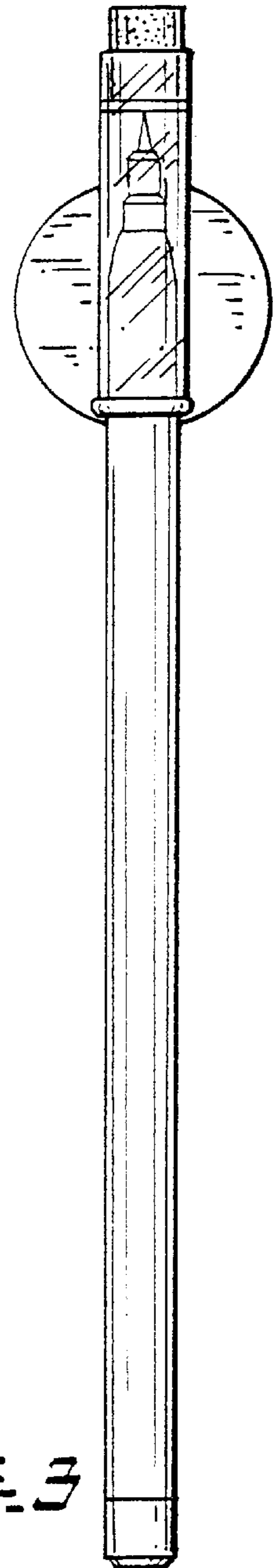
*FIG. 1.*



*FIG. 4.*



*FIG. 3.*



*FIG. 2.*

*FIG. 5.*

