

US00D406153S

United States Patent [19]

Holzer et al.

[11] Patent Number: **Des. 406,153**

[45] Date of Patent: ****Feb. 23, 1999**

[54] **TOOTHED SCRAPER BAR FOR EARTHMOVER BUCKET**

[76] Inventors: **Richard A. Holzer; Diane Holzer**, both of 2211 Alder Ave., Lewiston, Id. 83501

[**] Term: **14 Years**

[21] Appl. No.: **82,577**

[22] Filed: **Jan. 26, 1998**

[51] **LOC (6) Cl.** **15-03**

[52] **U.S. Cl.** **D15/32**

[58] **Field of Search** D15/10, 22-26, D15/28, 32; 37/405, 450-452, 455, 456; 172/445.1; 414/722

[56] **References Cited**

U.S. PATENT DOCUMENTS

D. 135,828	6/1943	Baldwin	D15/32
D. 144,738	5/1946	Simmonds	D15/32
D. 275,679	9/1984	Bradshaw	D15/28
D. 361,772	8/1995	Hulsey	D15/32
508,685	11/1893	Davy	.	
967,819	8/1910	McKenzie	.	
3,281,972	11/1966	Kerestes	37/141
3,497,973	3/1970	Campbell	37/141
3,706,388	12/1972	Westendorf	214/145
3,834,567	9/1974	Miller	214/145

4,271,614	6/1981	Albrecht	37/103
4,303,507	12/1981	Smith	37/405
4,449,309	5/1984	Hemphill	37/141 R
5,413,181	5/1995	Keigley	172/445.1
5,515,625	5/1996	Keigley	37/405
5,741,112	4/1998	Lakin et al.	414/722

Primary Examiner—Sandra L. Morris
Attorney, Agent, or Firm—Keith S. Bergman

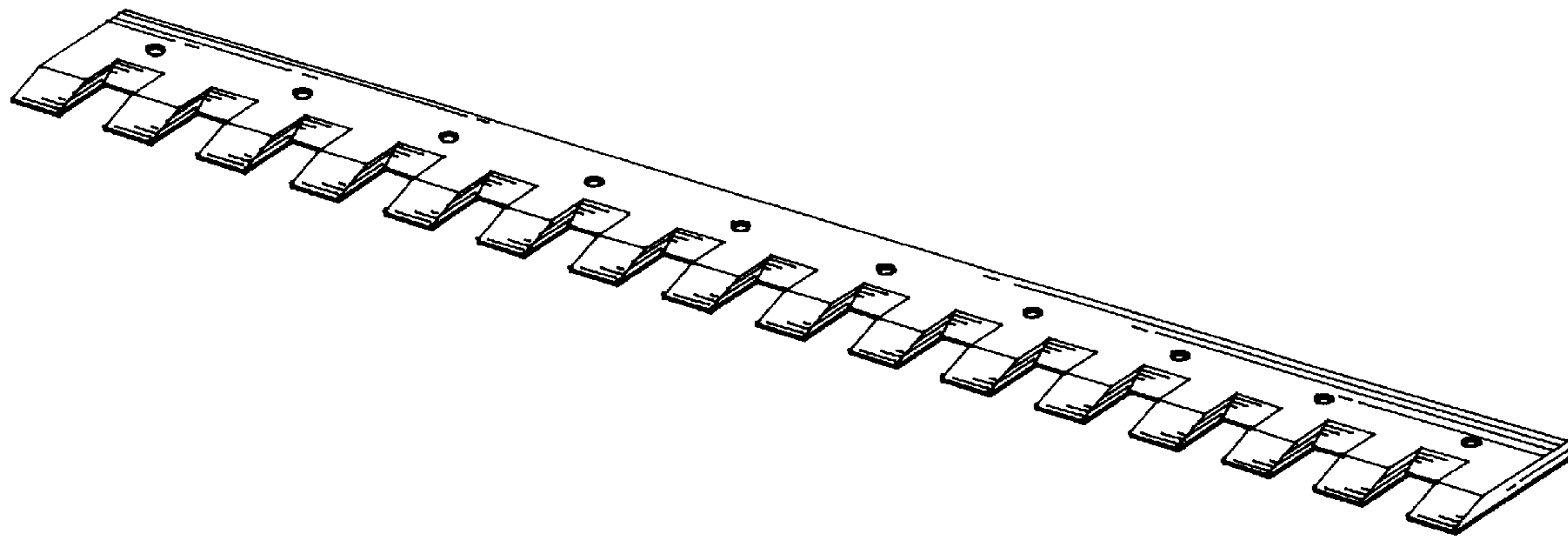
[57] **CLAIM**

The ornamental design for a toothed scraper bar for earth-mover bucket, shown and described.

DESCRIPTION

FIG. 1 is an isometric view of design for a toothed scraper bar for earthmover bucket showing our new design; FIG. 2 is a rear elevational view thereof; FIG. 3 is a top view thereof; FIG. 4 is a front elevational view thereof; FIG. 5 is a bottom view thereof; FIG. 6 is a right end elevational view thereof; FIG. 7 is a left end elevational view thereof; and, FIG. 8 is a reduced isometric view showing the design in use, the broken line showing of the earthmover is for illustrative purposes only, and forms no part of the claimed design.

1 Claim, 2 Drawing Sheets



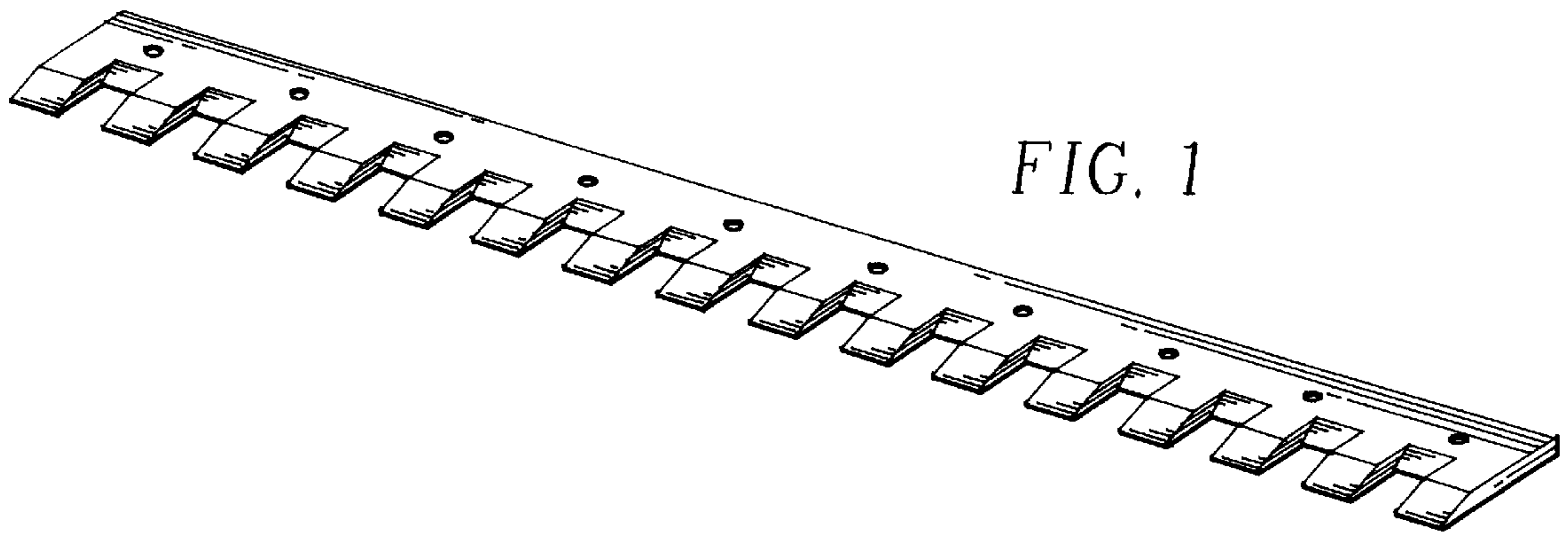


FIG. 1




FIG. 2

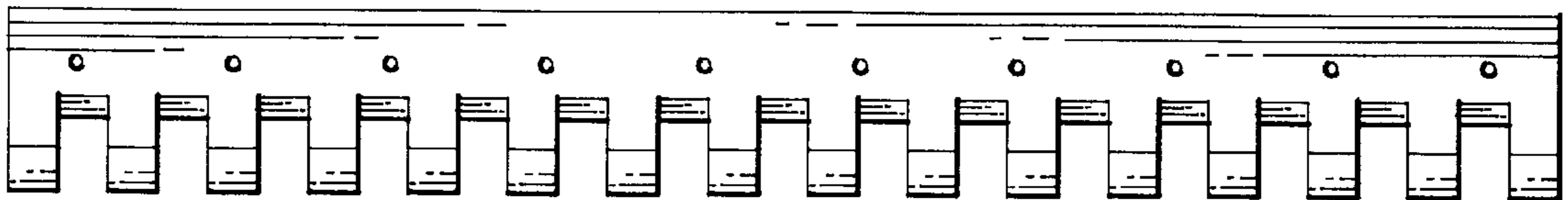


FIG. 3

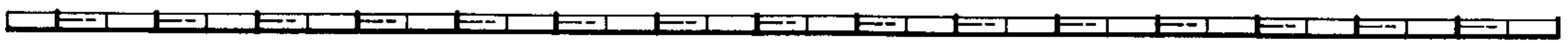


FIG. 4

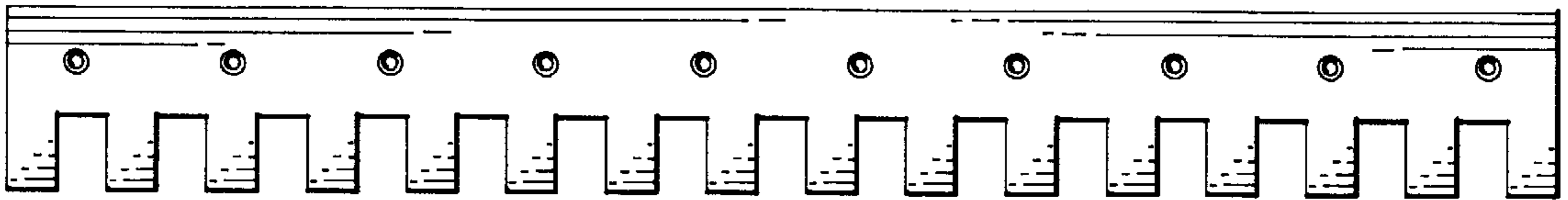


FIG. 5

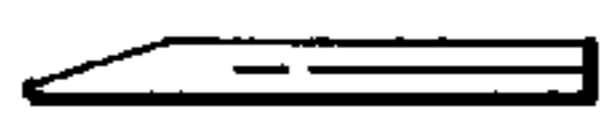


FIG. 6

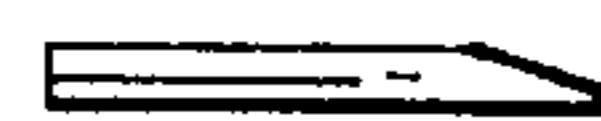


FIG. 7

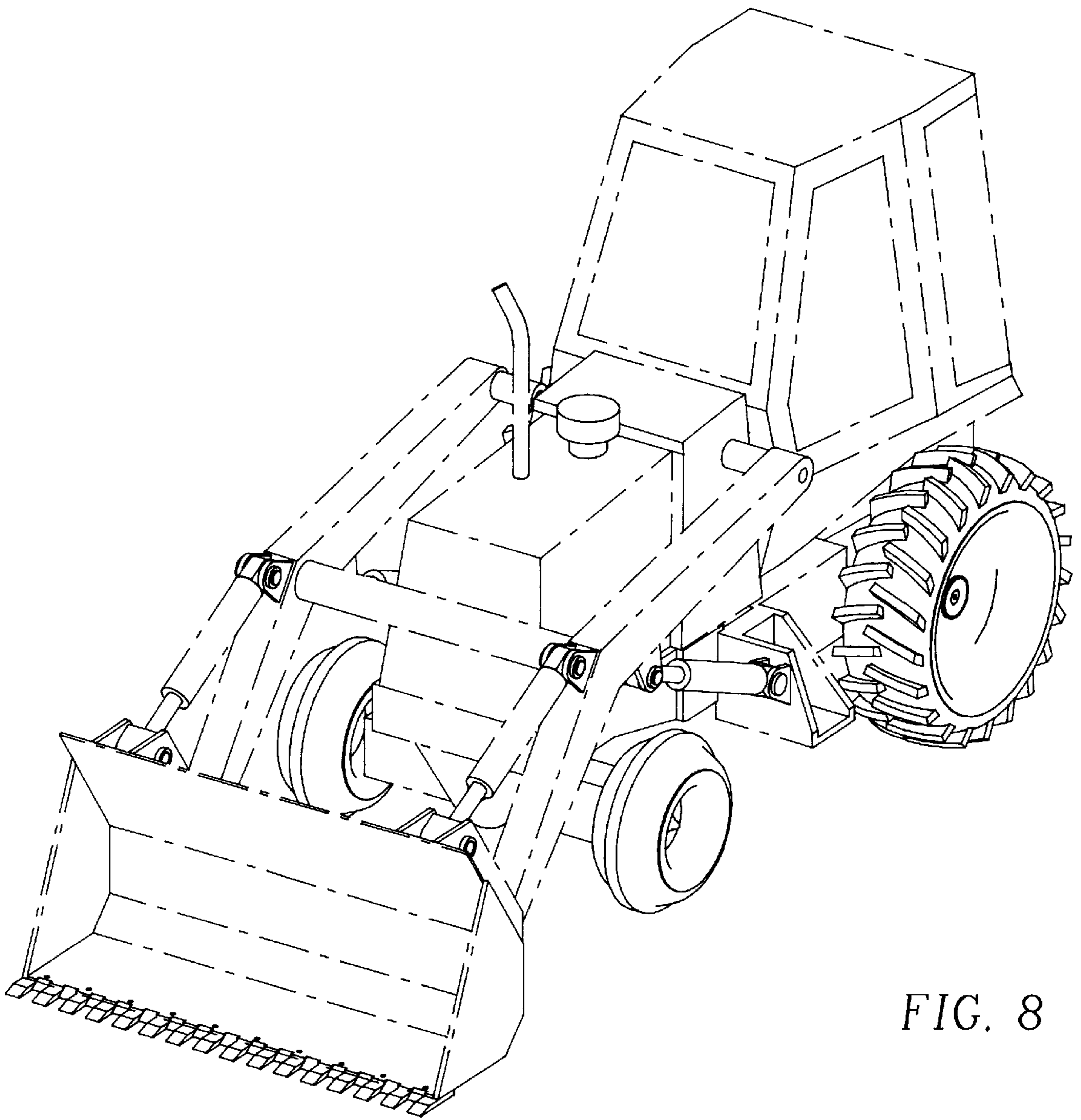


FIG. 8