

US00D406122S

United States Patent [19] Hodgson

[11] **Patent Number: Des. 406,122**
[45] **Date of Patent: **Feb. 23, 1999**

[54] **SET OF WINDOWS FOR A COMPUTER DISPLAY SCREEN**

[75] Inventor: **Peter J. Hodgson**, London, England

[73] Assignee: **Apple Computer, Inc.**, Cupertino, Calif.

[**] Term: **14 Years**

[21] Appl. No.: **72,418**

[22] Filed: **Jun. 18, 1997**

[51] **LOC (6) Cl.** **14-02**

[52] **U.S. Cl.** **D14/114.2**

[58] **Field of Search** D14/114, 114.1-114.9;
D18/24, 27; D19/6; D10/11; 345/326, 339-340,
347-357

[56] **References Cited**

U.S. PATENT DOCUMENTS

D. 296,114	6/1988	Wells-Papanek et al. .	
D. 297,243	8/1988	Wells-Papanek et al. .	
D. 391,947	3/1998	Faris et al.	D14/114.2
D. 392,963	3/1998	Coleman	D14/114.2
D. 393,635	4/1998	Coleman	D14/114.2
5,140,677	8/1992	Fleming et al. .	
5,202,828	4/1993	Vertelney et al. .	
5,202,961	4/1993	Mills et al. .	
5,299,307	3/1994	Young .	
5,388,202	2/1995	Squires et al. .	
5,450,539	9/1995	Ruben .	
5,452,406	9/1995	Butler et al. .	
5,544,305	8/1996	Ohmaye et al. .	
5,559,942	9/1996	Gough et al. .	
5,596,691	1/1997	Good et al. .	
5,600,778	2/1997	Swanson et al. .	

5,627,954	5/1997	McFarland .
5,634,100	5/1997	Capps .
5,634,102	5/1997	Capps .
5,652,876	7/1997	Ashe et al. .
5,664,128	9/1997	Bauer .
5,669,005	9/1997	Curbow et al. .
5,710,894	1/1998	Maulsby et al. .

OTHER PUBLICATIONS

Claris MacDraw II, Claris Corporation, 1988, p. 32.
Macintosh Graphics, 1985, pp. 49-50 and 107-108.
Inside Macintosh, vol. 1, 1985, pp. 272-274 and 297-300.

Primary Examiner—M. H. Tung
Attorney, Agent, or Firm—Nancy R. Simon


[57] **CLAIM**

The ornamental design for a set of windows for a computer display screen, as shown and described.

DESCRIPTION

FIG. 1 is a front view of a set of windows for a computer display screen;
FIG. 2 is a front view of a second embodiment thereof;
FIG. 3 is a front view of a third embodiment thereof;
FIG. 4 is a front view of a fourth embodiment thereof;
FIG. 5 is a front view of a fifth embodiment thereof;
FIG. 6 is a front view of a sixth embodiment thereof;
FIG. 7 is a front view of a seventh embodiment thereof; and,
FIG. 8 is a front view of an eighth embodiment thereof.
The broken line drawing of a window border in all figure views is for illustrative purposes only and forms no part of the claimed design.

1 Claim, 8 Drawing Sheets
(4 of 8 Drawing Sheet(s) Filed in Color)






FIG. 1

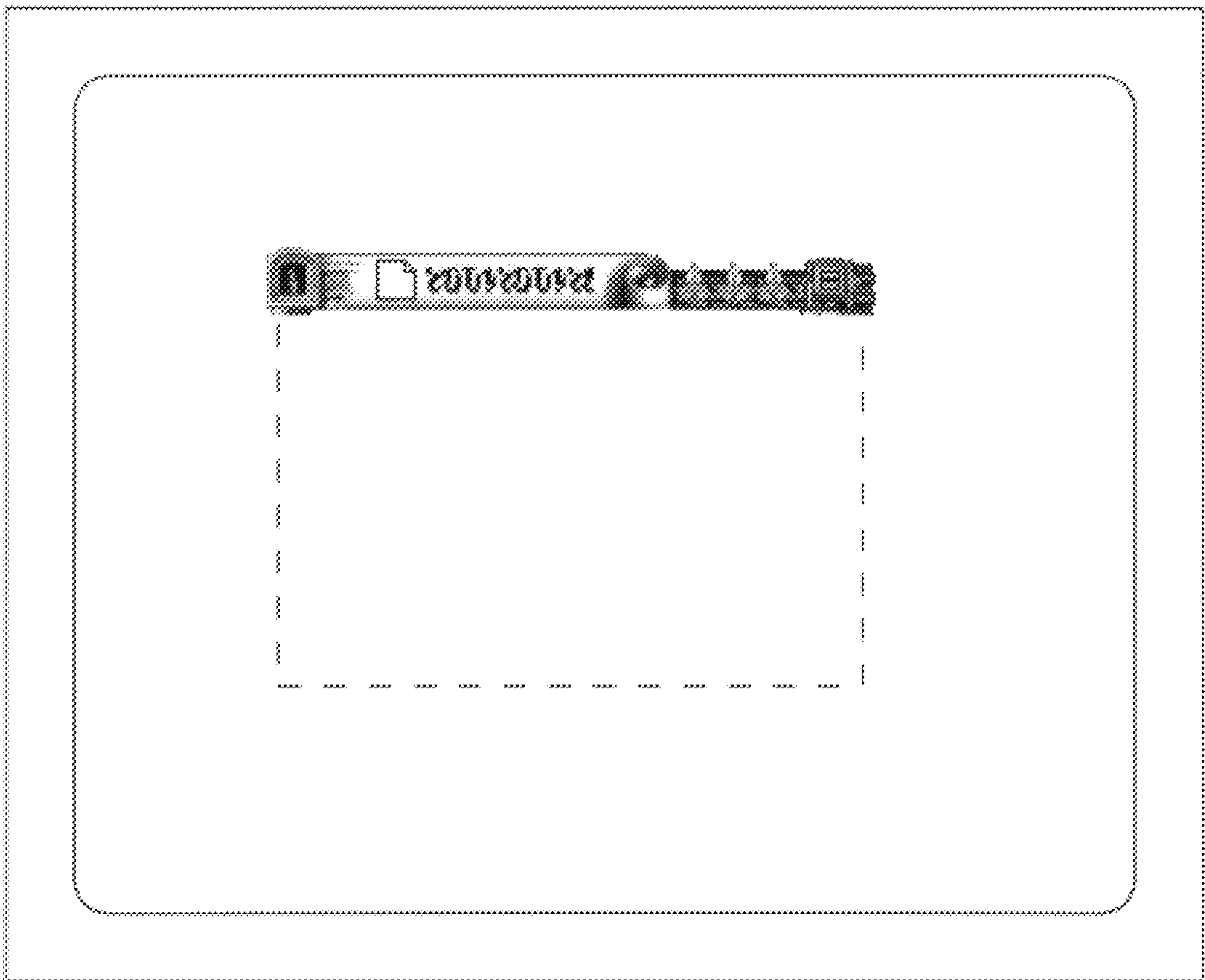


FIG. 2




FIG. 3

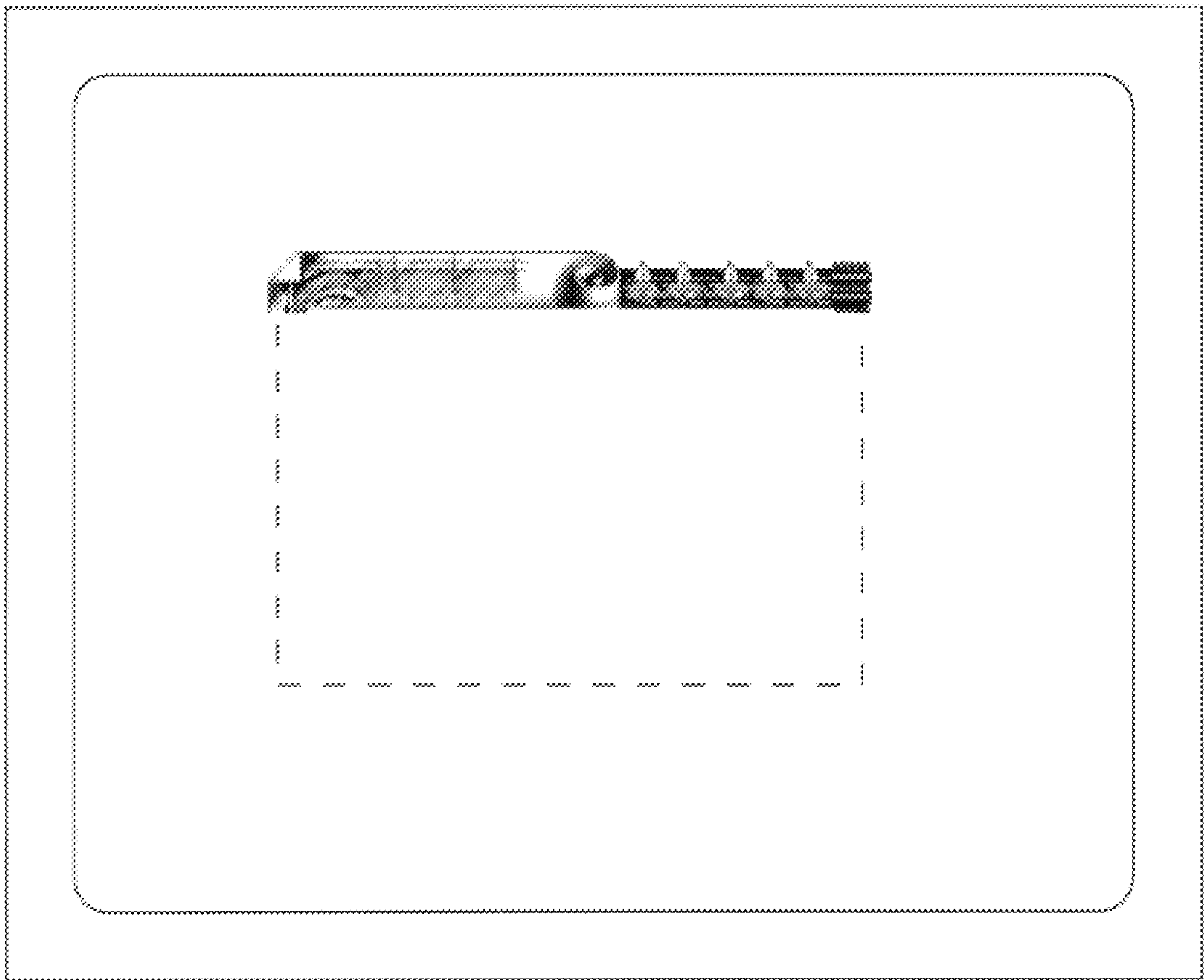


FIG. 4

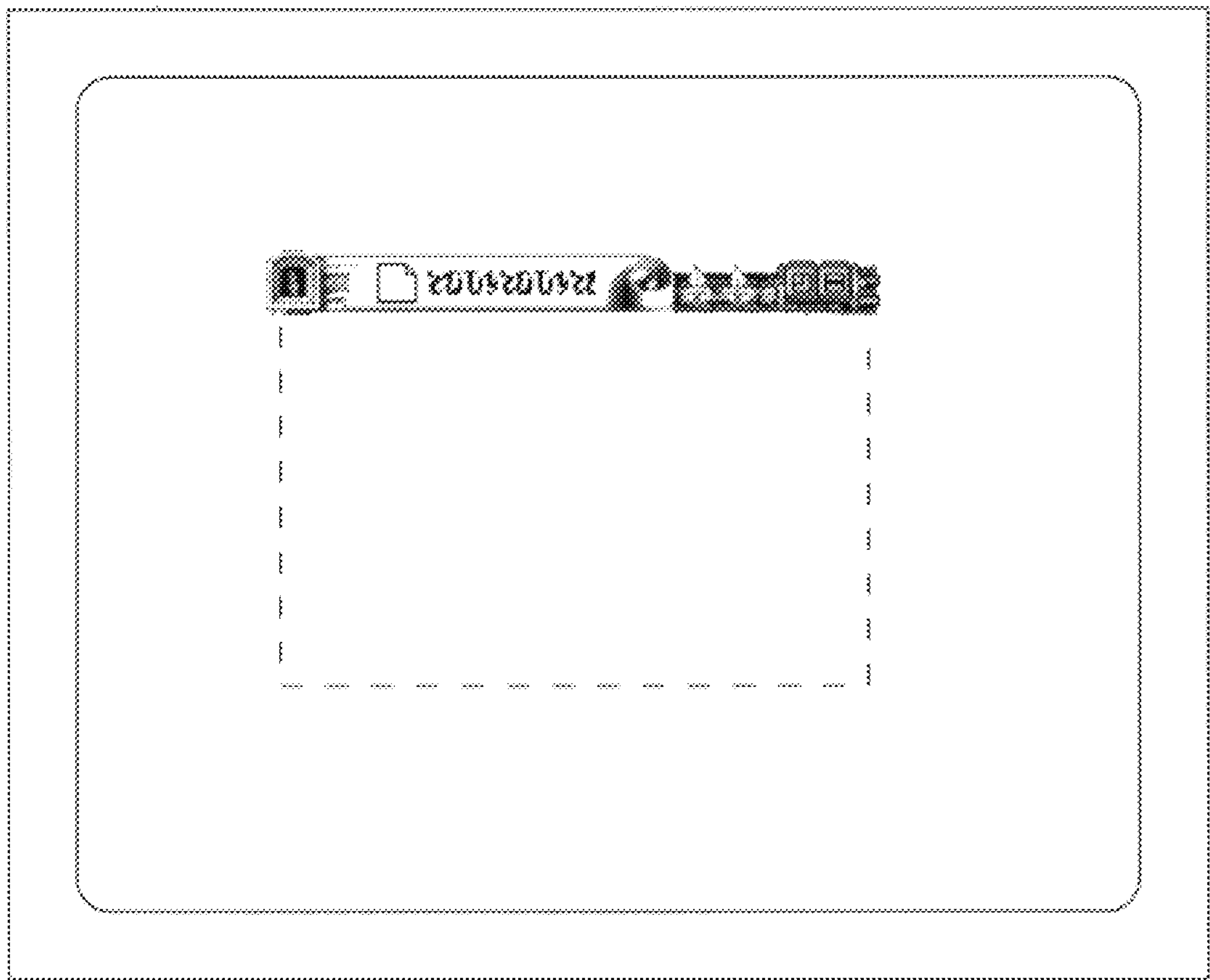


FIG. 5

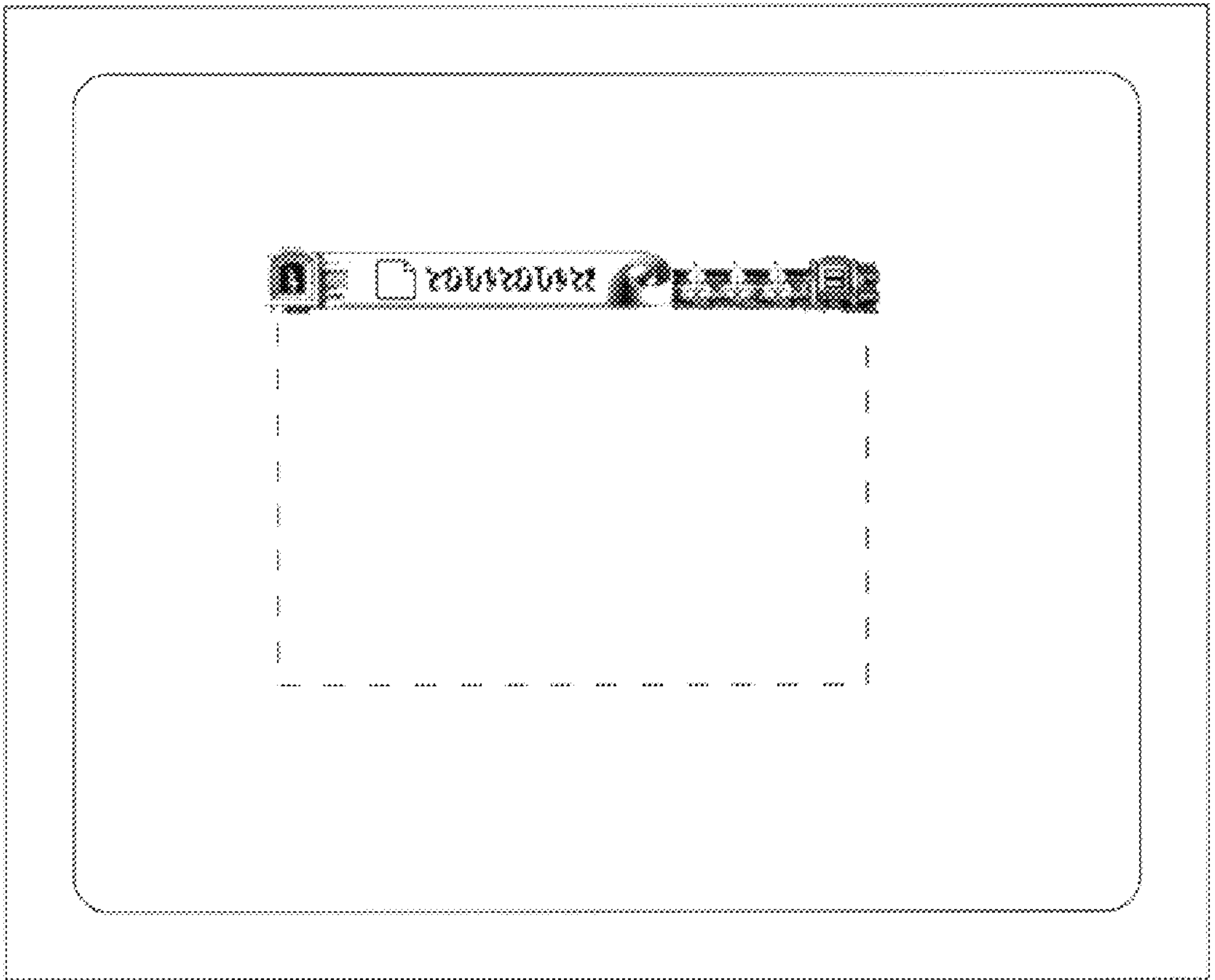


FIG. 6

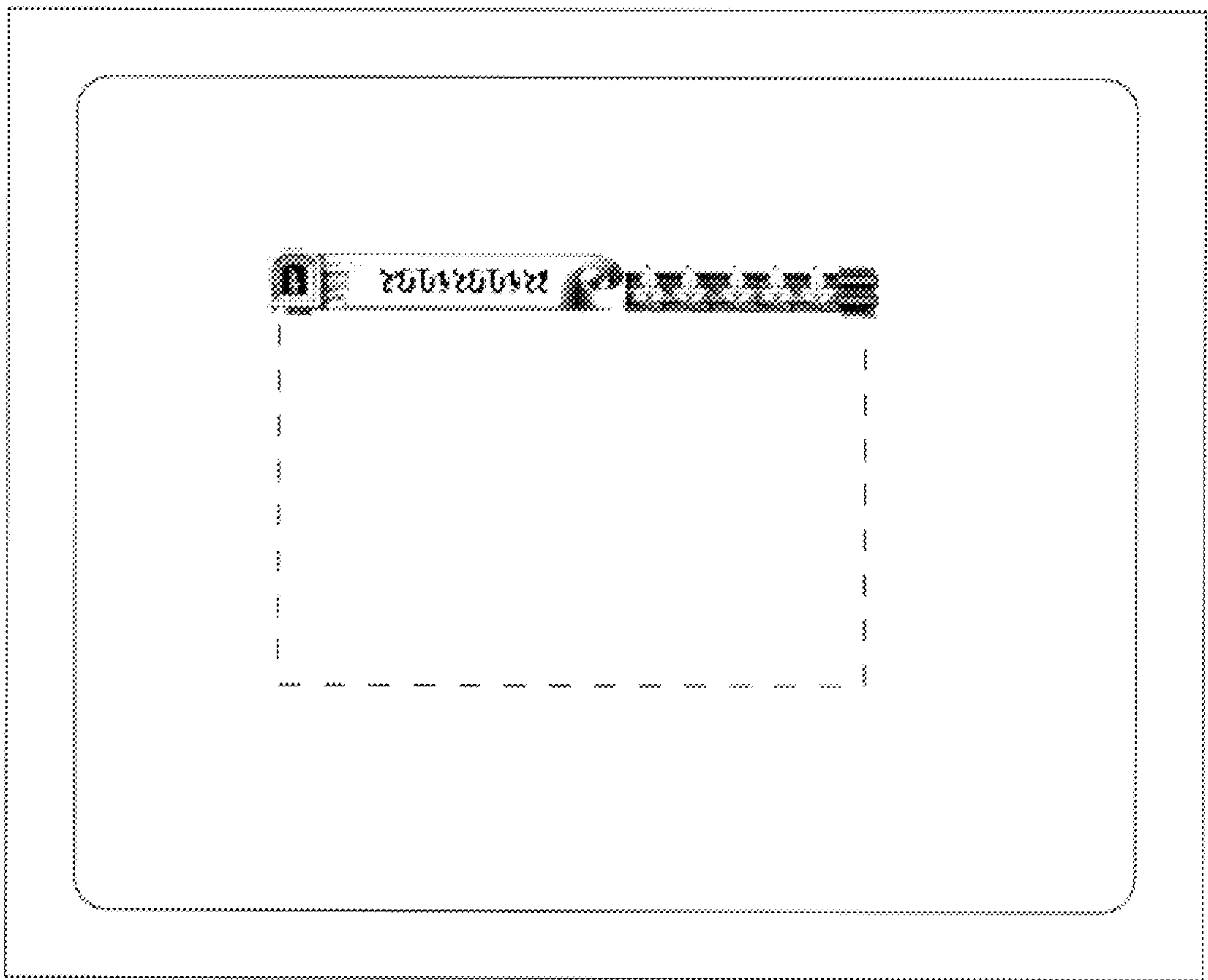


FIG. 7

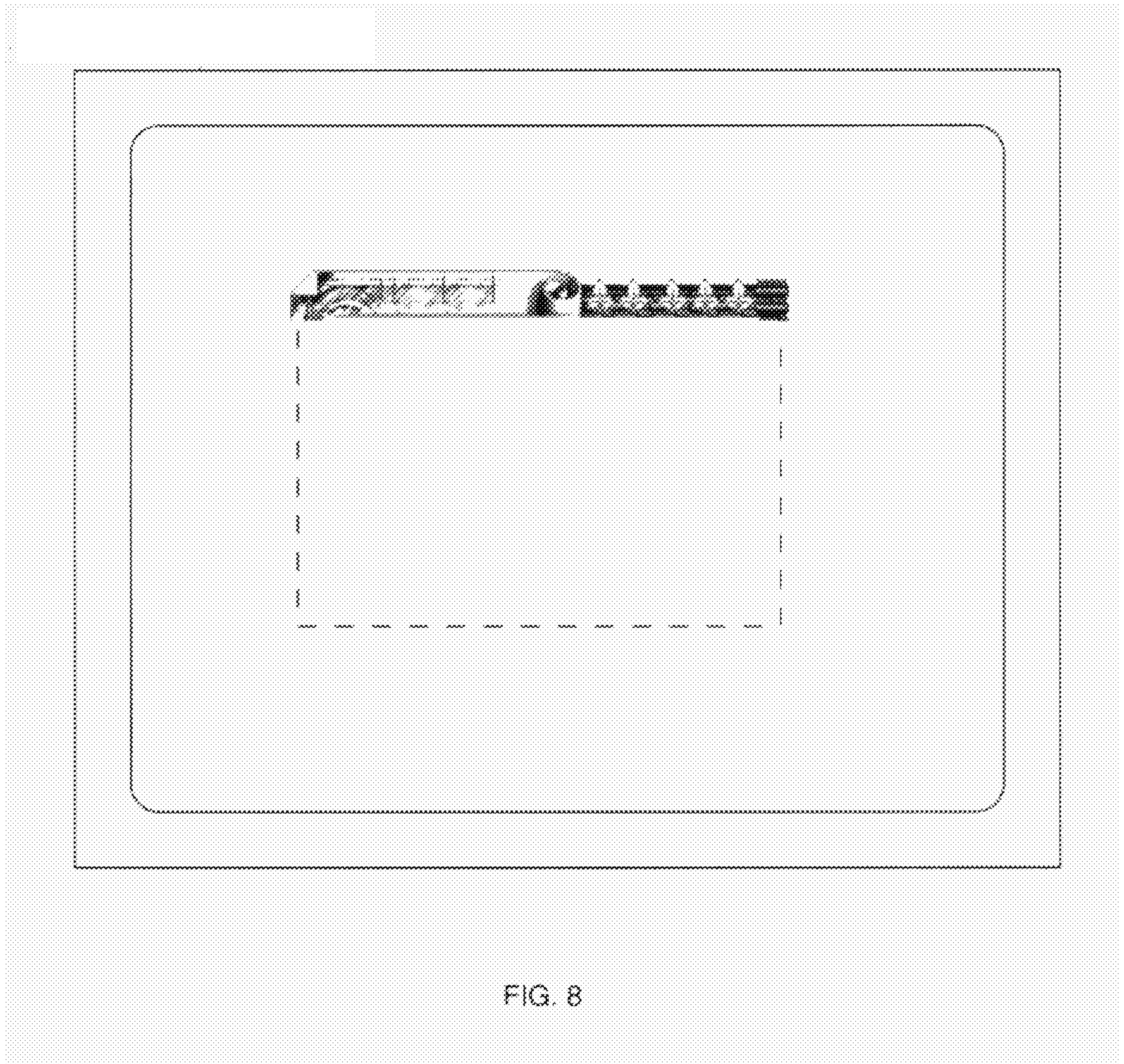


FIG. 8