



US00D406119S

# United States Patent [19] Schmitz

[11] **Patent Number: Des. 406,119**

[45] **Date of Patent: \*\*Feb. 23, 1999**

[54] **ACCESS DOOR WITH INTEGRAL LATCH**

D. 360,408 7/1995 Dials et al. .... D14/109 X

[75] Inventor: **Robert Schmitz**, Hatfield, Pa.

*Primary Examiner*—Freda Nunn  
*Attorney, Agent, or Firm*—Anthony Miologos

[73] Assignee: **Honeywell Inc.**, Minneapolis, Minn.

[\*\*] Term: **14 Years**

[57] **CLAIM**

[21] Appl. No.: **76,766**

The ornamental design for an access door with integral latch, as shown and described.

[22] Filed: **Sep. 22, 1997**

**DESCRIPTION**

[51] **LOC (6) Cl.** ..... **14-02**

FIG. 1 is a front elevational view of an access door with integral latch showing my new design;

[52] **U.S. Cl.** ..... **D14/114; D14/102**

FIG. 2 is left side elevational view thereof, the right side elevational view being substantially a mirror image of the side shown;

[58] **Field of Search** ..... D14/100, 102, D14/107-109; D13/162, 184, 199; D6/432, 436, 445, 448; 312/208.1; 360/97.01, 97.04, 99.01, 99.12; 361/690-696, 732, 736

FIG. 3 is front perspective view thereof; and,

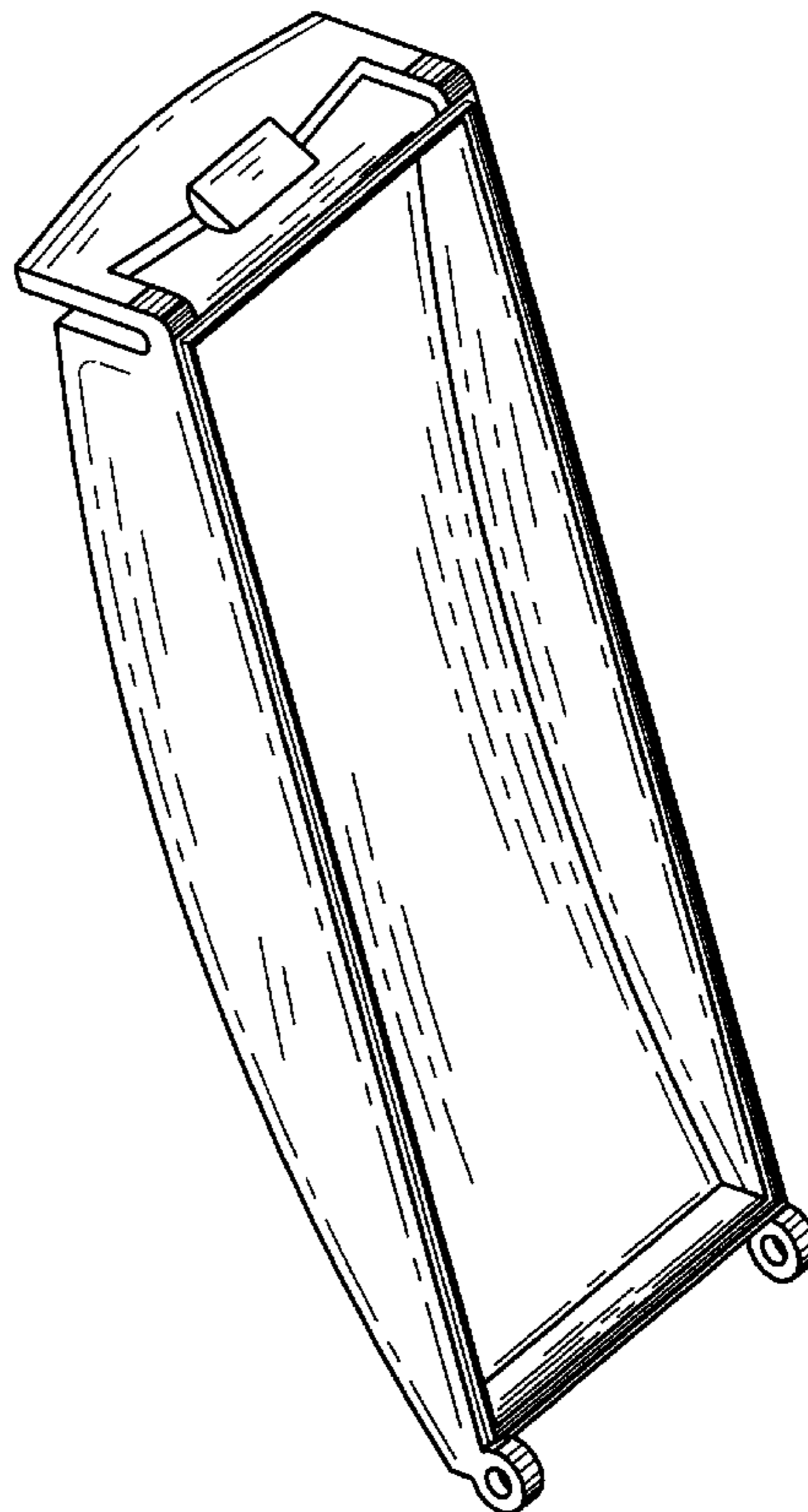

FIG. 4 is rear perspective view of an access door with integral latch.


[56] **References Cited**

**U.S. PATENT DOCUMENTS**


D. 349,488 8/1994 Aderman et al. .... D14/109

**1 Claim, 2 Drawing Sheets**



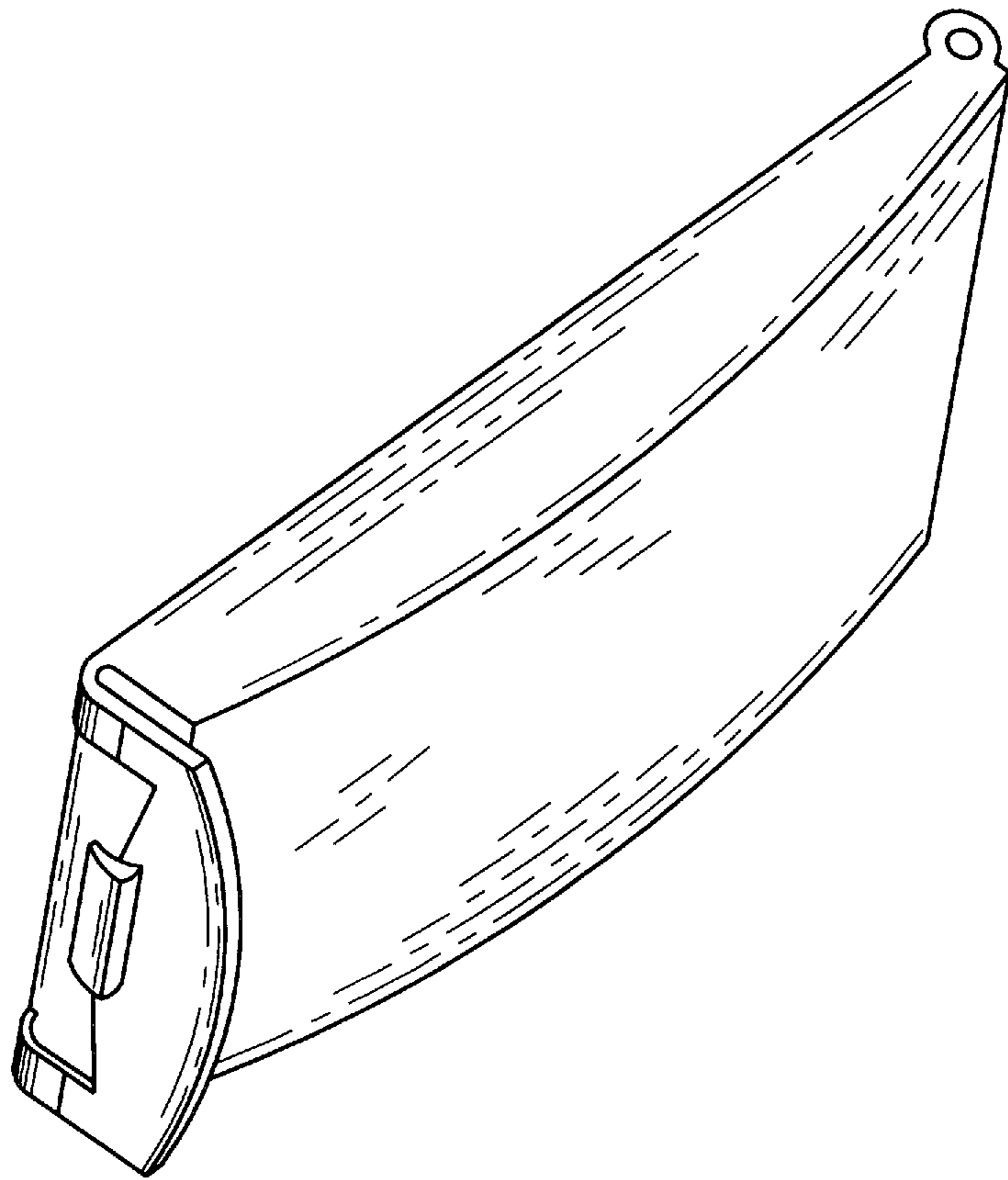
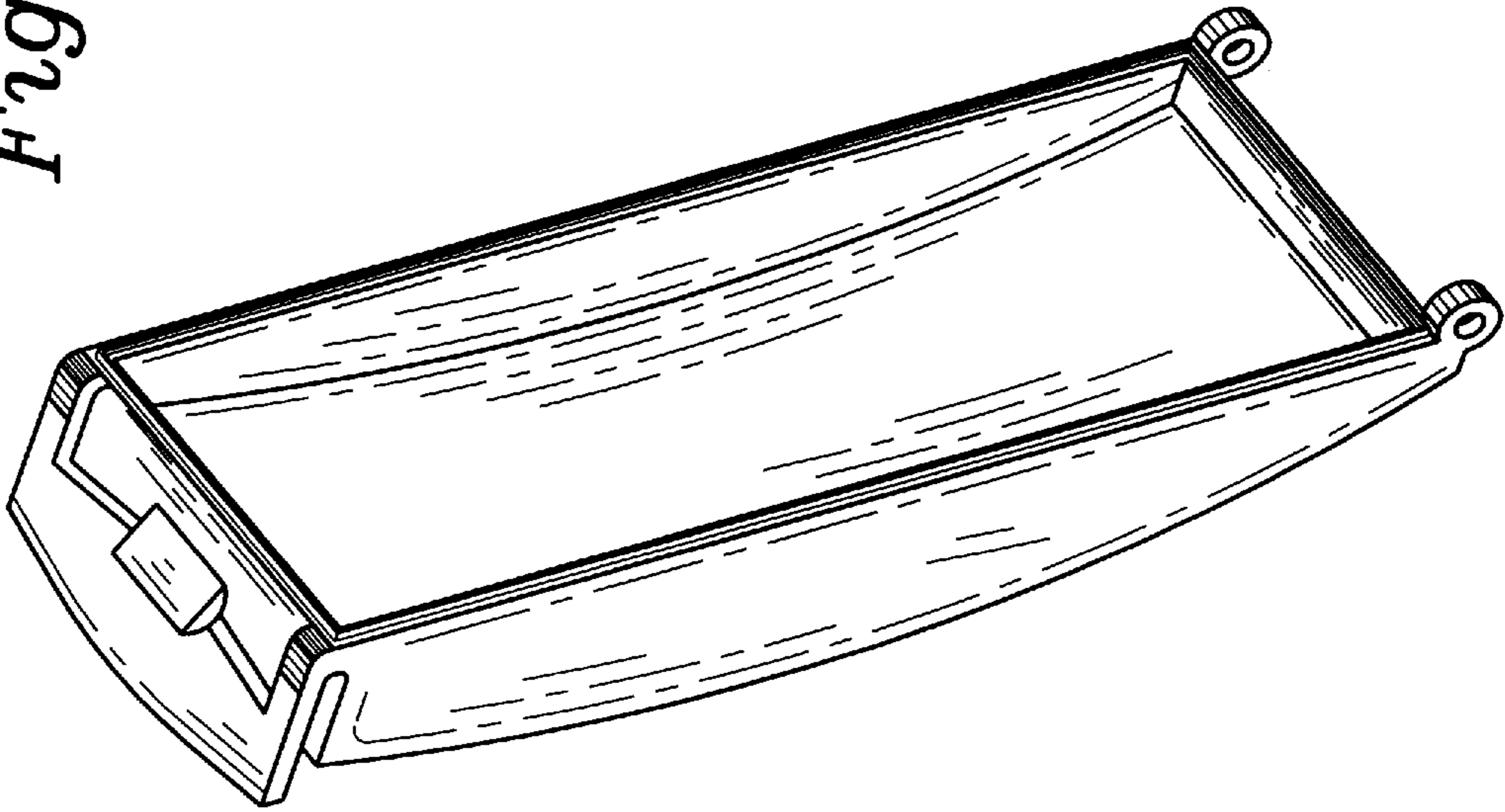


*Fig. 2*



*Fig. 1*

*Fig. 4*



*Fig. 3*