



US00D406110S

United States Patent [19] Ryan

[11] **Patent Number: Des. 406,110**

[45] **Date of Patent: **Feb. 23, 1999**

[54] **ELECTRICAL SWITCH FOR DOOR CHIME**

D. 176,039 11/1955 Rodale D13/171 X
D. 356,999 4/1995 Alcocer D13/169

[75] Inventor: **Thomas J. Ryan**, Del Mar, Calif.

[73] Assignee: **Fred M. Schildwachter & Sons Inc.**,
Bronx, N.Y.

Primary Examiner—Alan P. Douglas
Assistant Examiner—Lavone D. Tabor
Attorney, Agent, or Firm—Eliot S. Gerber

[**] Term: **14 Years**

[57] **CLAIM**

[21] Appl. No.: **80,832**

The ornamental design for an electrical switch for door chime, as shown and described.

[22] Filed: **Dec. 17, 1997**

DESCRIPTION

[51] **LOC (6) Cl.** **13-03**

FIG. 1 is a perspective view of the electrical switch for a door chime;

[52] **U.S. Cl.** **D13/171**

FIG. 2 is a left side view of the switch of FIG. 1;

[58] **Field of Search** D13/158, 169,
D13/171, 173, 174; D10/108, 118, 121;
D8/353; 200/314, 329, 339, 341, 550, 553

FIG. 3 is a right side view of the switch of FIG. 1;

FIG. 4 is a top plan view of the switch of FIG. 1; and,

FIG. 5 is a bottom plan view of the switch of FIG. 1.

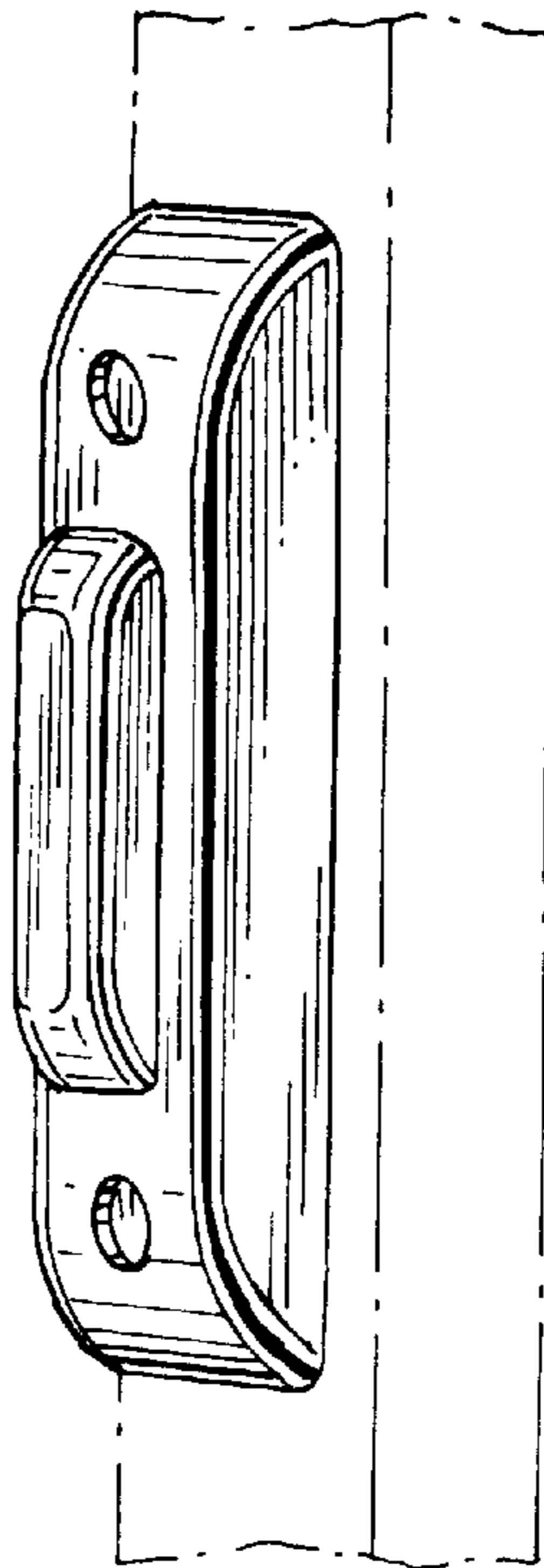
[56] **References Cited**

The broken lines shown in FIG. 1 are for illustrative purposes only and form no part of the claimed design.

U.S. PATENT DOCUMENTS

D. 150,576 8/1948 Kalwo D13/171
D. 156,393 12/1949 Wisnewsky D13/158

1 Claim, 1 Drawing Sheet



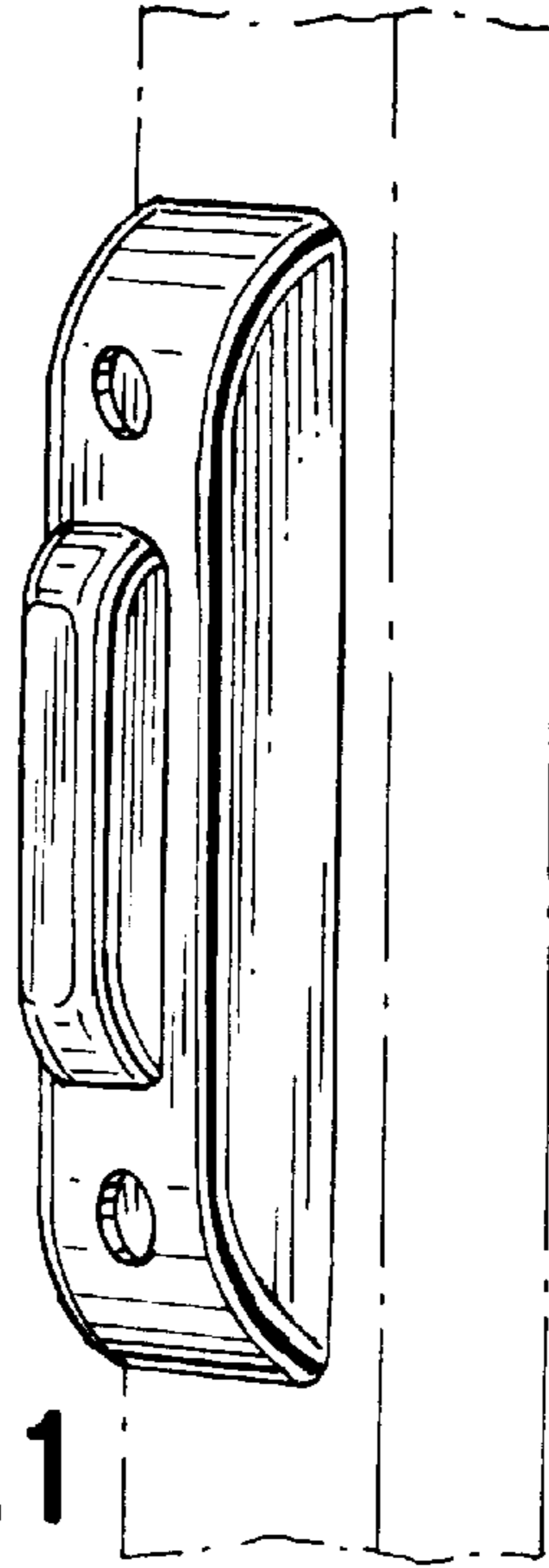


FIG. 1




FIG. 4




FIG. 5



FIG. 2



FIG. 3