



US00D406092S

**United States Patent** [19]  
**Baumgartner**

[11] **Patent Number: Des. 406,092**

[45] **Date of Patent: \*\*Feb. 23, 1999**

[54] **WHEEL**

[75] Inventor: **Heinrich Baumgartner**, Schiltach,  
Germany

[73] Assignee: **BBS Kraftfahrzeugtechnik AG**,  
Germany

[\*\*] Term: **14 Years**

[21] Appl. No.: **70,262**

[22] Filed: **May 2, 1997**

**Related U.S. Application Data**

[62] Division of Ser. No. 27,294, Aug. 18, 1994.

[51] **LOC (6) Cl.** ..... **12-16**

[52] **U.S. Cl.** ..... **D12/211**

[58] **Field of Search** ..... D12/205, 211;  
301/63.1, 64.1, 65

[56] **References Cited**

**U.S. PATENT DOCUMENTS**

D. 348,243 6/1994 Echazabal et al. .... D12/211  
D. 361,547 8/1995 Weld ..... D12/211

*Primary Examiner*—Marcus A. Jackson

[57] **CLAIM**

I claim the ornamental design for a wheel, as shown and described.

**DESCRIPTION**


FIG. 1 is a perspective view of a wheel showing my new design;

FIG. 2 is a front elevation thereof;

FIG. 3 is an enlarged partial view shown from the upper right corner thereof; and,

FIG. 4 is an enlarged partial front elevation of the upper right corner thereof.

**1 Claim, 1 Drawing Sheet**






Fig. 1




Fig. 2




Fig. 3




Fig. 4