



US00D406089S

# United States Patent [19] Burns

[11] **Patent Number: Des. 406,089**

[45] **Date of Patent: \*\*Feb. 23, 1999**

[54] **EXHAUST COLLECTOR**

5,198,625 3/1993 Boria ..... 181/248  
5,248,859 9/1993 Borla .

[76] Inventor: **Jack Burns**, 304 Avenida Cumbre,  
Newport Beach, Calif. 92660

[\*\*] Term: **14 Years**

*Primary Examiner*—Jeffrey Asch  
*Assistant Examiner*—Stacia Sinuik  
*Attorney, Agent, or Firm*—Knobbe, Martens, Olson & Bear,  
LLP

[21] Appl. No.: **80,198**

[57] **CLAIM**

[22] Filed: **Dec. 3, 1997**

The ornamental design for an exhaust collector, as shown  
and described.

[51] **LOC (6) Cl.** ..... **12-16**

[52] **U.S. Cl.** ..... **D12/194; D15/5**

[58] **Field of Search** ..... D12/194, 110;  
D15/5; 181/227–228, 247–249, 251, 264,  
282; 29/890.08, 282, 39.5, 39.04; 60/313,  
323, 299, 302; 123/312, 315; 239/127

### DESCRIPTION

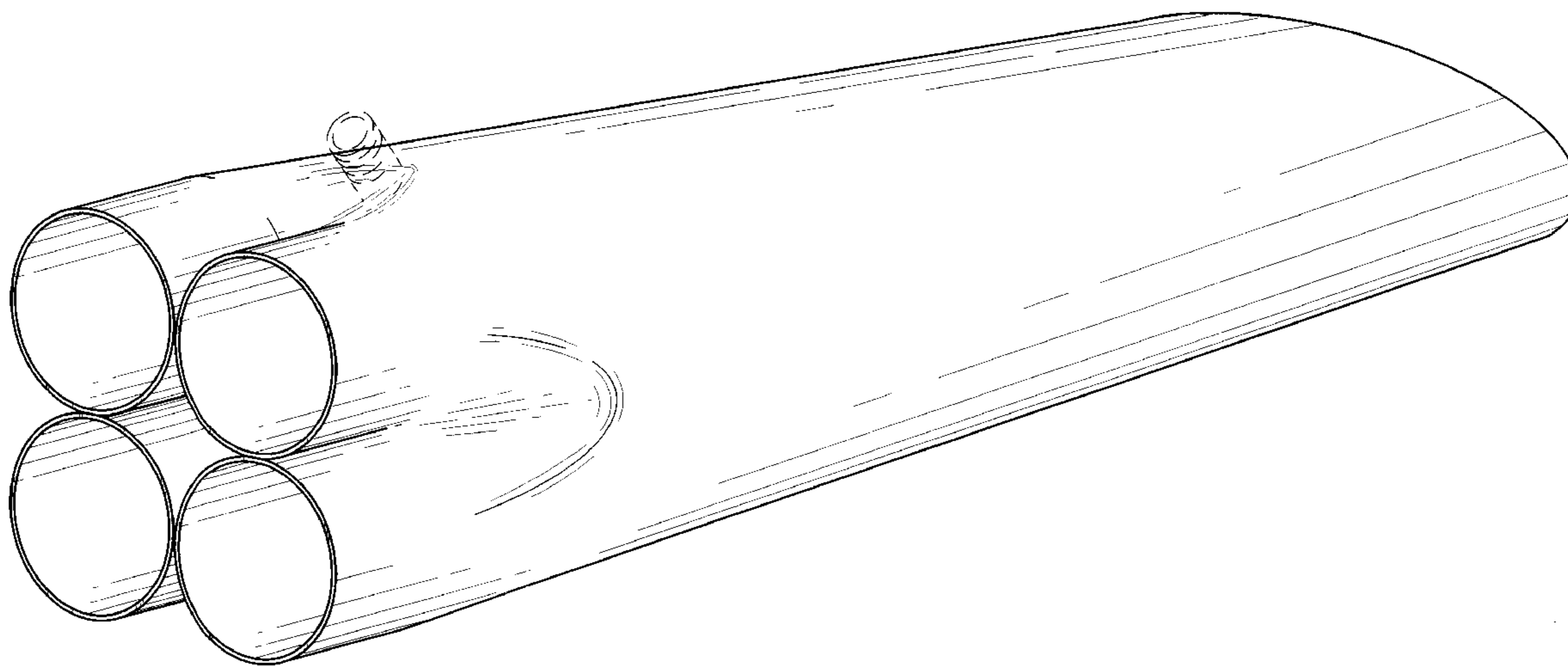
[56] **References Cited**

#### U.S. PATENT DOCUMENTS

D. 125,644	3/1941	Russell	.....	D12/194
D. 130,681	12/1941	Decker	.....	D12/194
D. 159,865	8/1950	Russell	.....	D12/194
D. 160,504	10/1950	Knight	.....	D12/194
D. 165,985	2/1952	Koonter	.....	D12/194
D. 180,886	8/1957	Russell	.....	D12/194
D. 189,573	1/1961	Russell	.....	D12/194
D. 357,665	4/1995	Creyts	.....	D12/194
D. 392,928	3/1998	Erion et al.	.....	D12/194
2,909,235	10/1959	Beranek	.....	181/251
3,491,534	1/1970	Garner	.....	181/251
3,949,829	4/1976	Honda et al.	.....	181/229 X
5,148,597	9/1992	Weeks	.....	29/890.08

FIG. 1 is a perspective view of the exhaust collector of the  
present invention;  
FIG. 2 is a reduced top plan view of the invention shown in  
FIG. 1;  
FIG. 3 is a reduced bottom plan view of the invention  
shown in FIG. 1;  
FIG. 4 is a reduced right side elevational view of the  
invention shown in FIG. 1, with the left side elevational  
view being a mirror image thereof;  
FIG. 5 is a reduced back elevational view of the invention  
shown in FIG. 1; and,  
FIG. 6 is a reduced front elevational view of the invention  
shown in FIG. 1.  
The broken line showing of environment in FIGS. 1, 2, 4–6  
is for illustrative purposes only and forms no part of the  
claimed design.

**1 Claim, 2 Drawing Sheets**



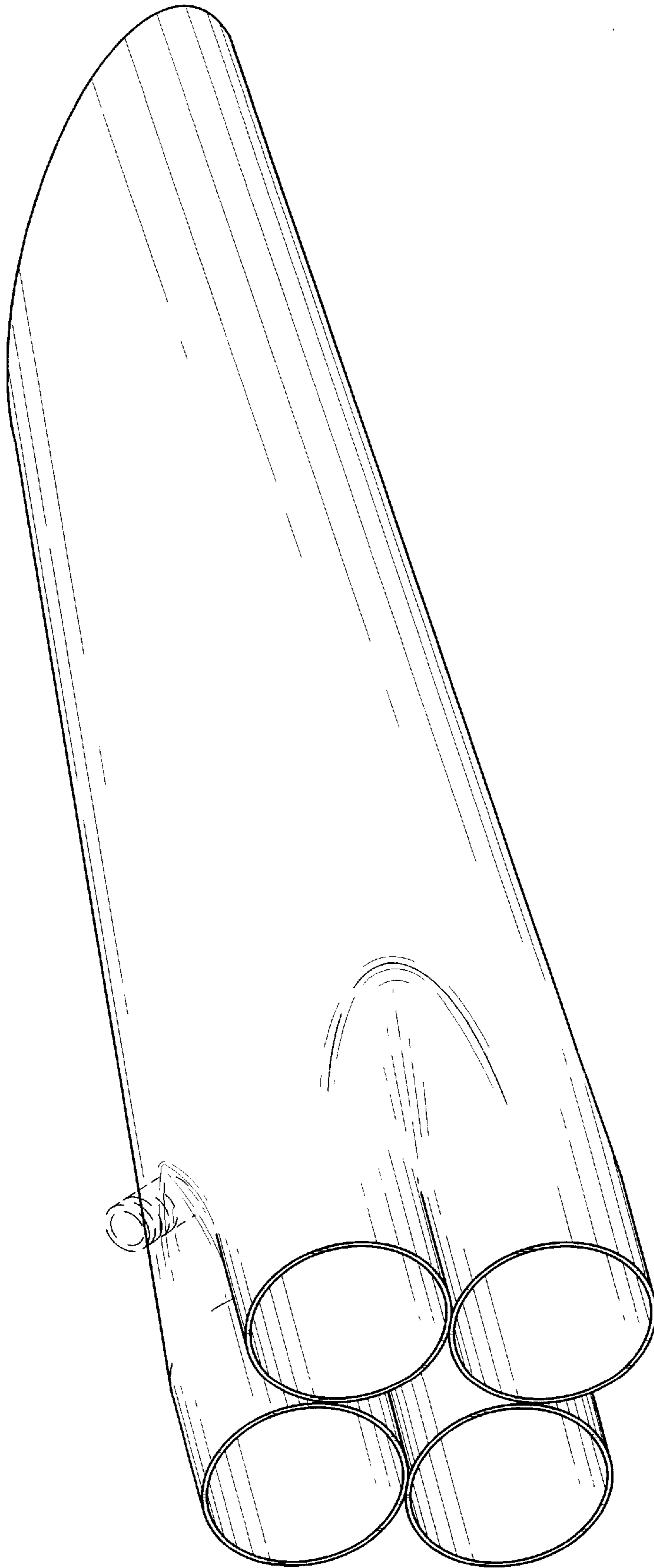


FIG. 1

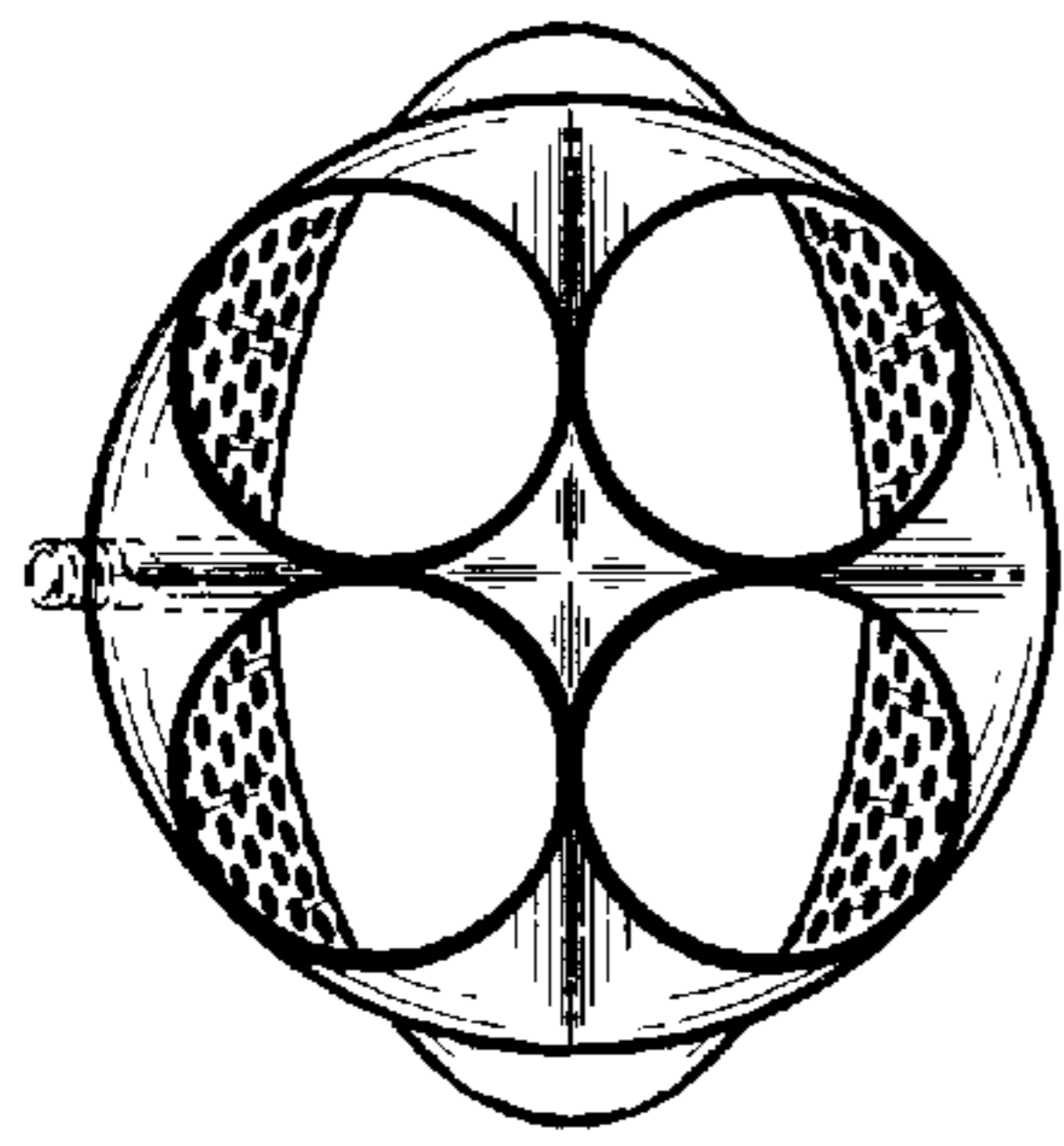


FIG. 5

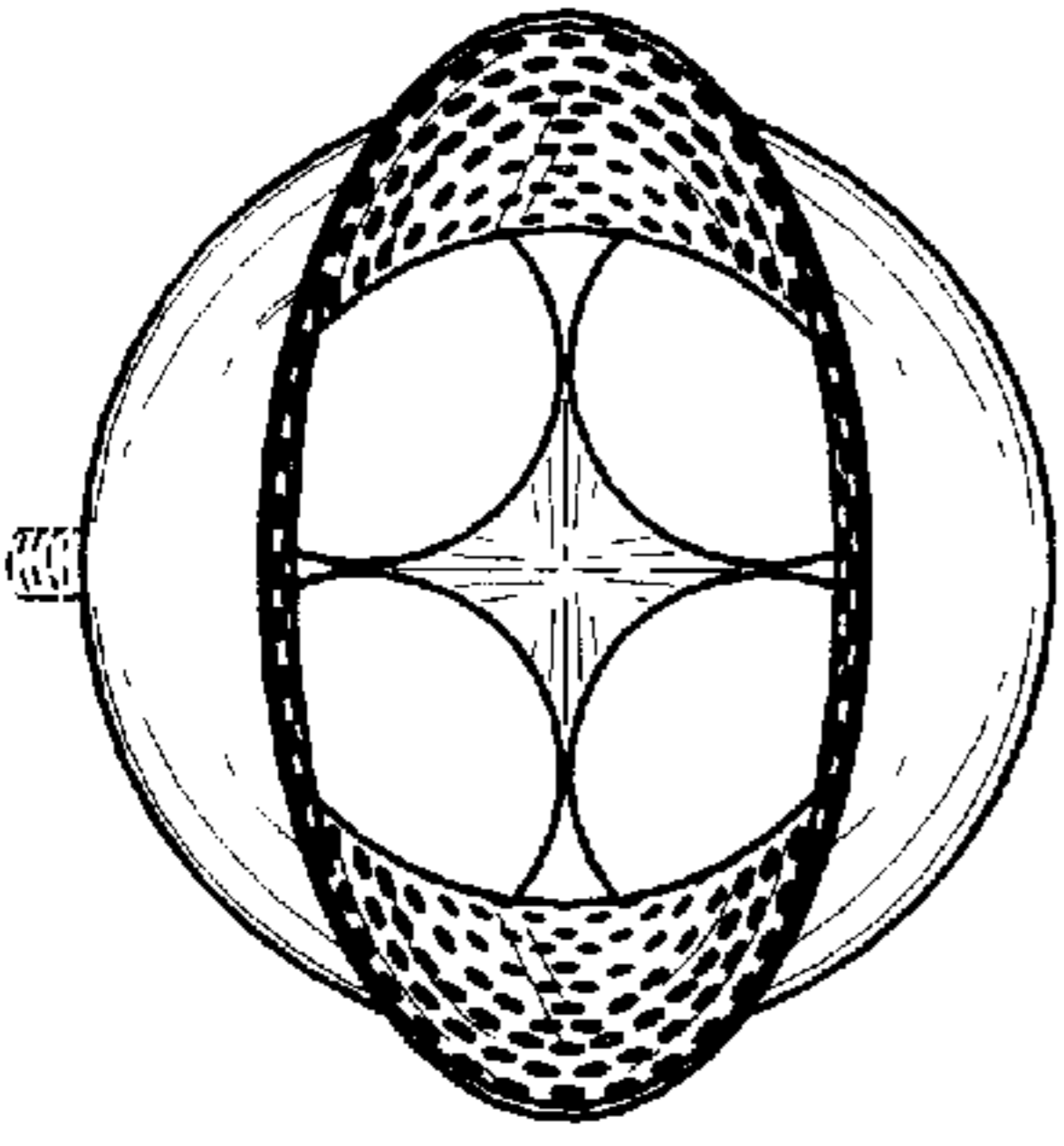


FIG. 6

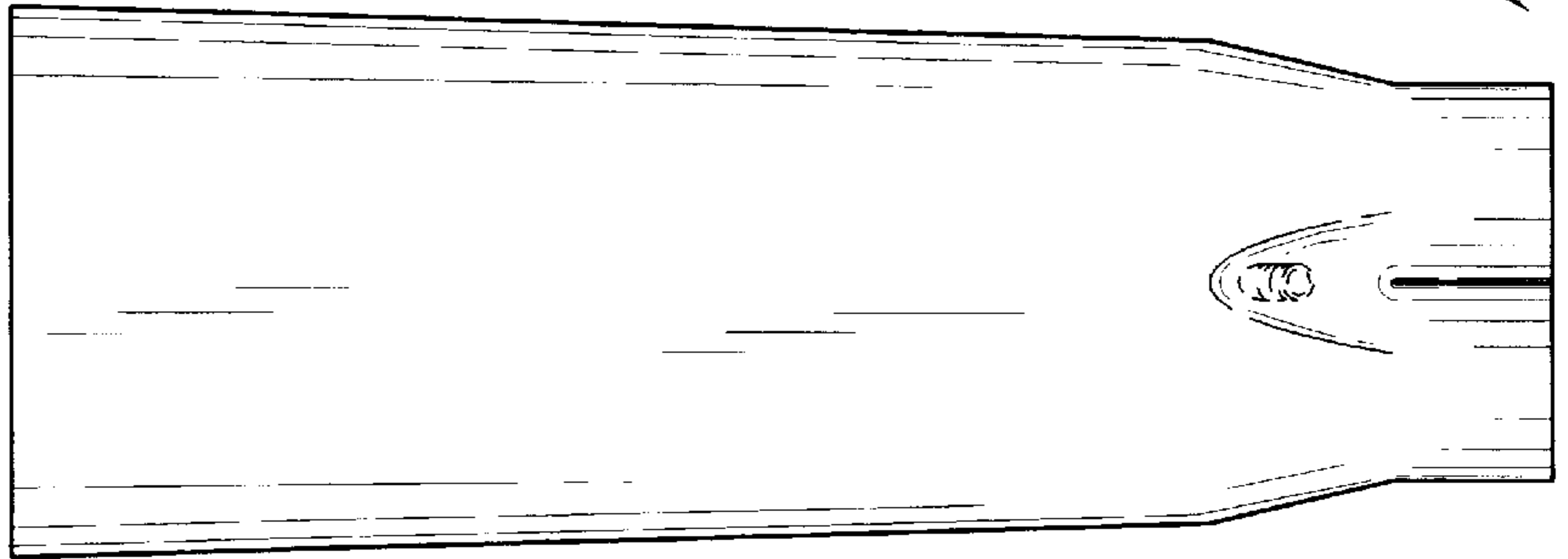


FIG. 2




FIG. 3

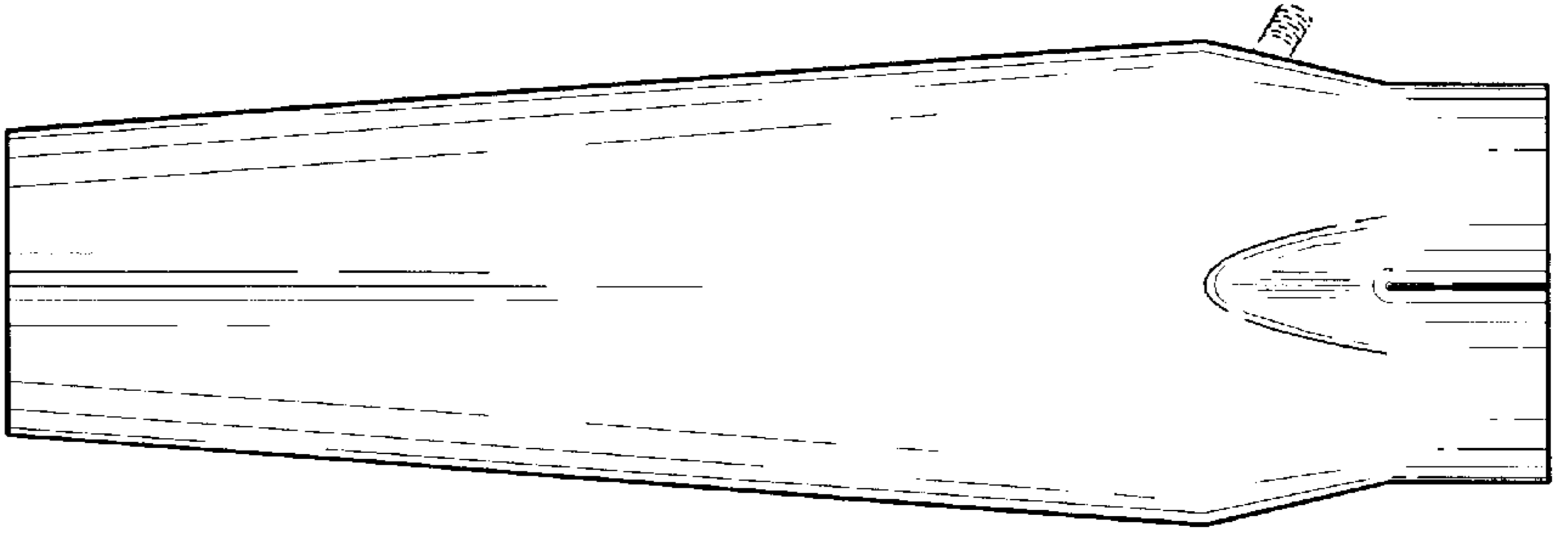


FIG. 4