



US00D406063S

United States Patent [19] Vangramberen

[11] Patent Number: **Des. 406,063**

[45] Date of Patent: ****Feb. 23, 1999**

[54] **COMBINED BOTTLE AND CAP**

[75] Inventor: **Bart Vangramberen**, Antwerp, Belgium

[73] Assignee: **Colgate-Palmolive Company**, New York, N.Y.

[**] Term: **14 Years**

[21] Appl. No.: **43,931**

[22] Filed: **Aug. 16, 1995**

[51] **LOC (6) Cl.** **09-99**

[52] **U.S. Cl.** **D9/526; D9/557**

[58] **Field of Search** **D9/526, 523, 557, D9/570, 543, 540; 215/382, 383, 384; 222/213**

[56] **References Cited**

U.S. PATENT DOCUMENTS

D. 175,649	9/1955	Ryden	D58/8
D. 191,770	11/1961	Schacher et al.	D58/6
D. 194,711	2/1963	Bateman	D58/6
D. 205,910	10/1966	Northrup	D9/523 X
D. 213,670	4/1969	Waddington et al.	D9/66
D. 221,513	8/1971	Leary et al.	D9/557 X
D. 250,601	12/1978	Pick et al.	D24/61
D. 255,986	7/1980	Chang et al.	D9/64
D. 260,734	9/1981	Frumin et al.	D9/373
D. 264,811	6/1982	Weckman	D9/523
D. 296,666	7/1988	Hunt	D9/373
D. 299,428	1/1989	Wilfond	D9/373
D. 304,996	12/1989	Hollenberg et al.	D9/338
D. 305,612	1/1990	Haworth	D9/300
D. 307,714	5/1990	Rosenburg	D9/373
D. 308,330	6/1990	Teece	D9/338
D. 308,481	6/1990	Thompson	D9/526
D. 310,026	8/1990	Verebelyi	D9/526 X
D. 310,960	10/1990	Verebelyi	D9/373
D. 317,122	5/1991	Owen	D9/367
D. 325,520	4/1992	Biesecker	D9/373
D. 326,610	6/1992	Kritzler	D9/526

D. 328,712	8/1992	Butler et al.	D9/526
D. 332,914	2/1993	Stephens	D9/338
D. 333,092	2/1993	Moshe	D9/338
D. 334,342	3/1993	Thompson	D9/557 X
D. 336,607	6/1993	Nye	D9/300
D. 343,794	2/1994	D'Amico	D9/530
D. 348,611	7/1994	Abfier et al.	D9/529
D. 350,484	9/1994	Addis et al.	D9/526
D. 355,127	2/1995	Litak et al.	D9/527
D. 357,630	4/1995	Byrne et al.	D9/526

Primary Examiner—Lucy Lieberman
Attorney, Agent, or Firm—Michael J. McGreal; James M. Serafino

[57] **CLAIM**

The ornamental design for a combined bottle and cap, as shown and described.

DESCRIPTION

FIG. 1 is a perspective view of the combined bottle and cap of my design;

FIG. 2 is a front elevational view of FIG. 1, the rear elevational view is a mirror image thereto;

FIG. 3 is a left side elevational view thereof;

FIG. 4 is a right side elevational view thereof;

FIG. 5 is a top plan view thereof;

FIG. 6 is a bottom plan view thereof;

FIG. 7 is a perspective view of a second embodiment of the combined bottle and cap of FIG. 1;

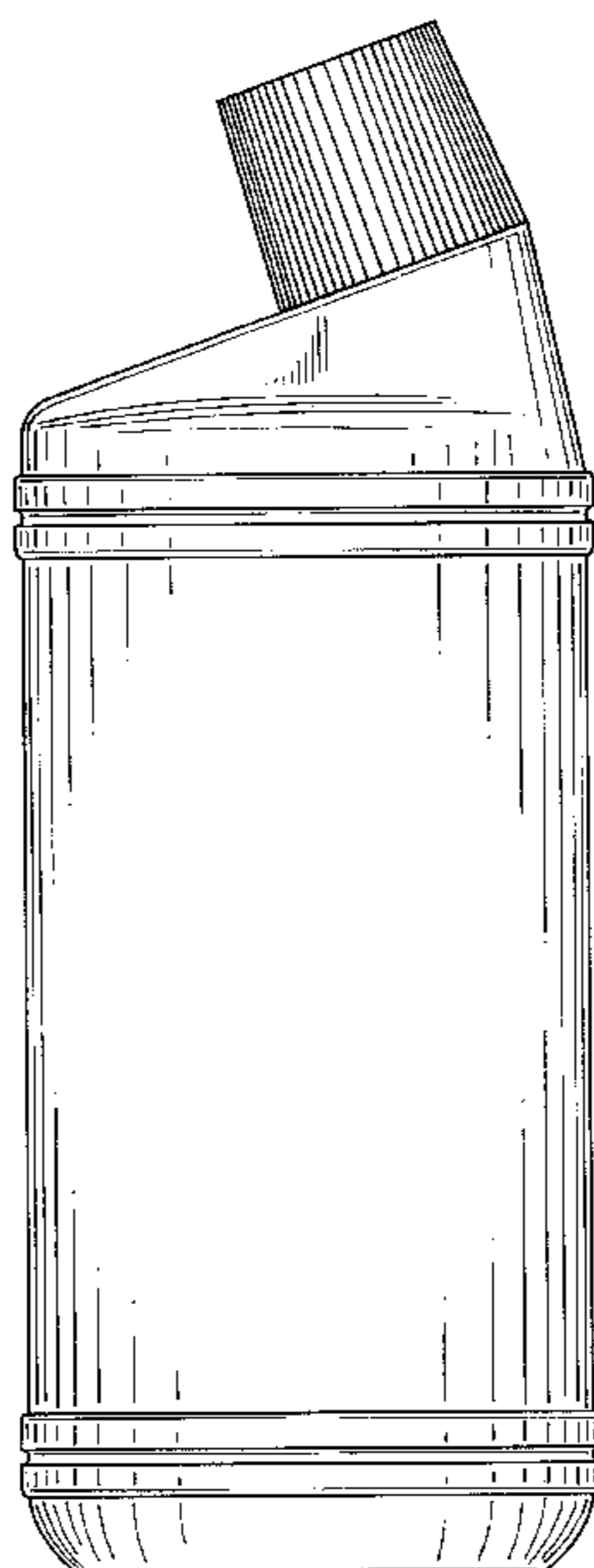
FIG. 8 is a front elevational view of FIG. 7, the rear elevational view is a mirror image thereof;

FIG. 9 is a left side elevational view of the second embodiment; and,

FIG. 10 is a right side elevational view of the second embodiment.

The top and bottom plan views of the second embodiment that are not shown in the drawings are the same in appearance as the top and bottom plan views of the first embodiment.

1 Claim, 9 Drawing Sheets






FIG. 1




FIG. 2

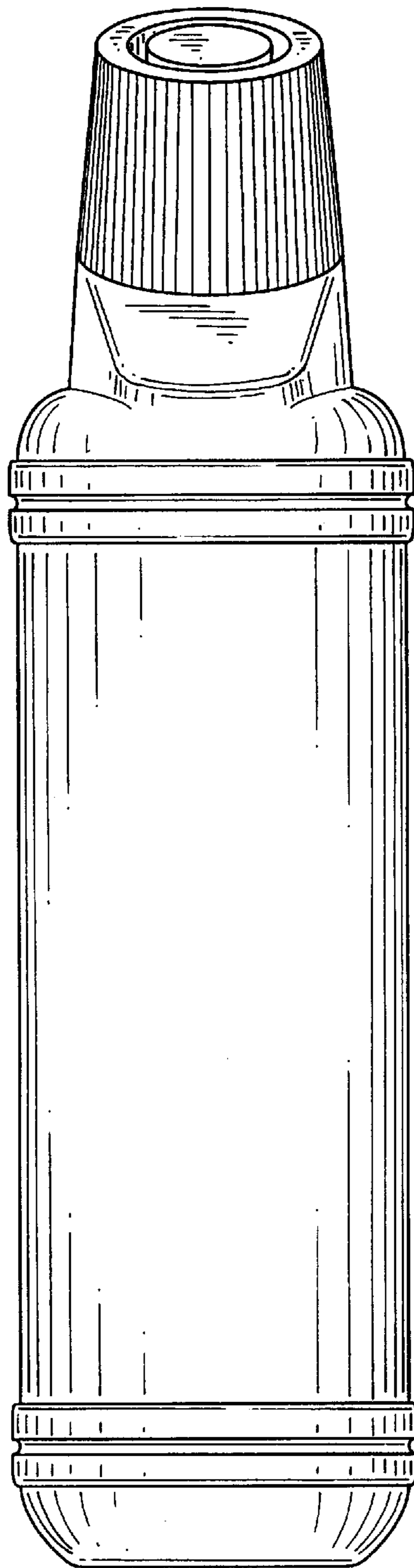


FIG. 3

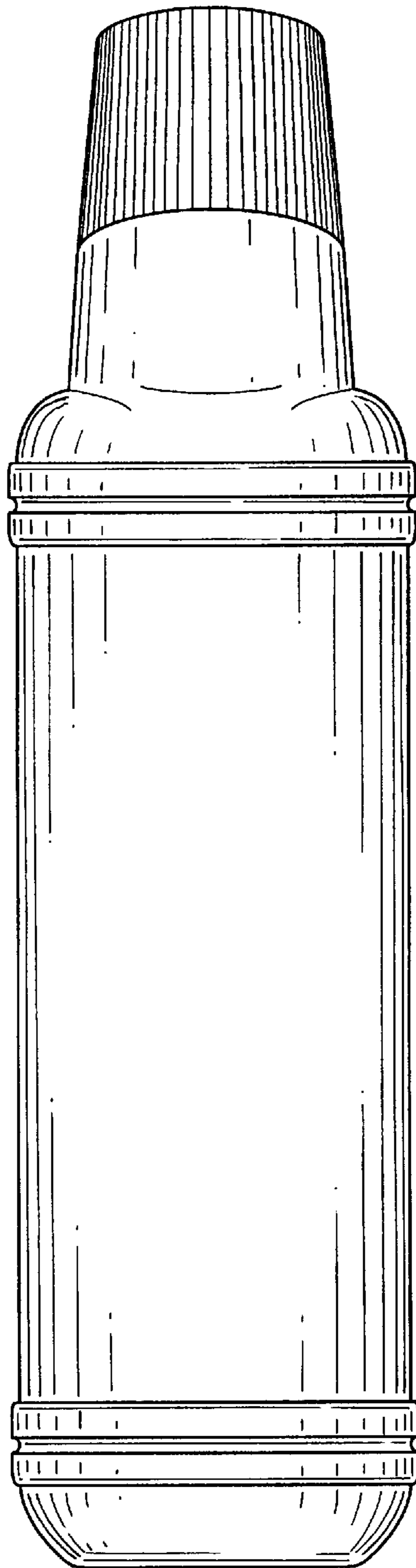


FIG. 4

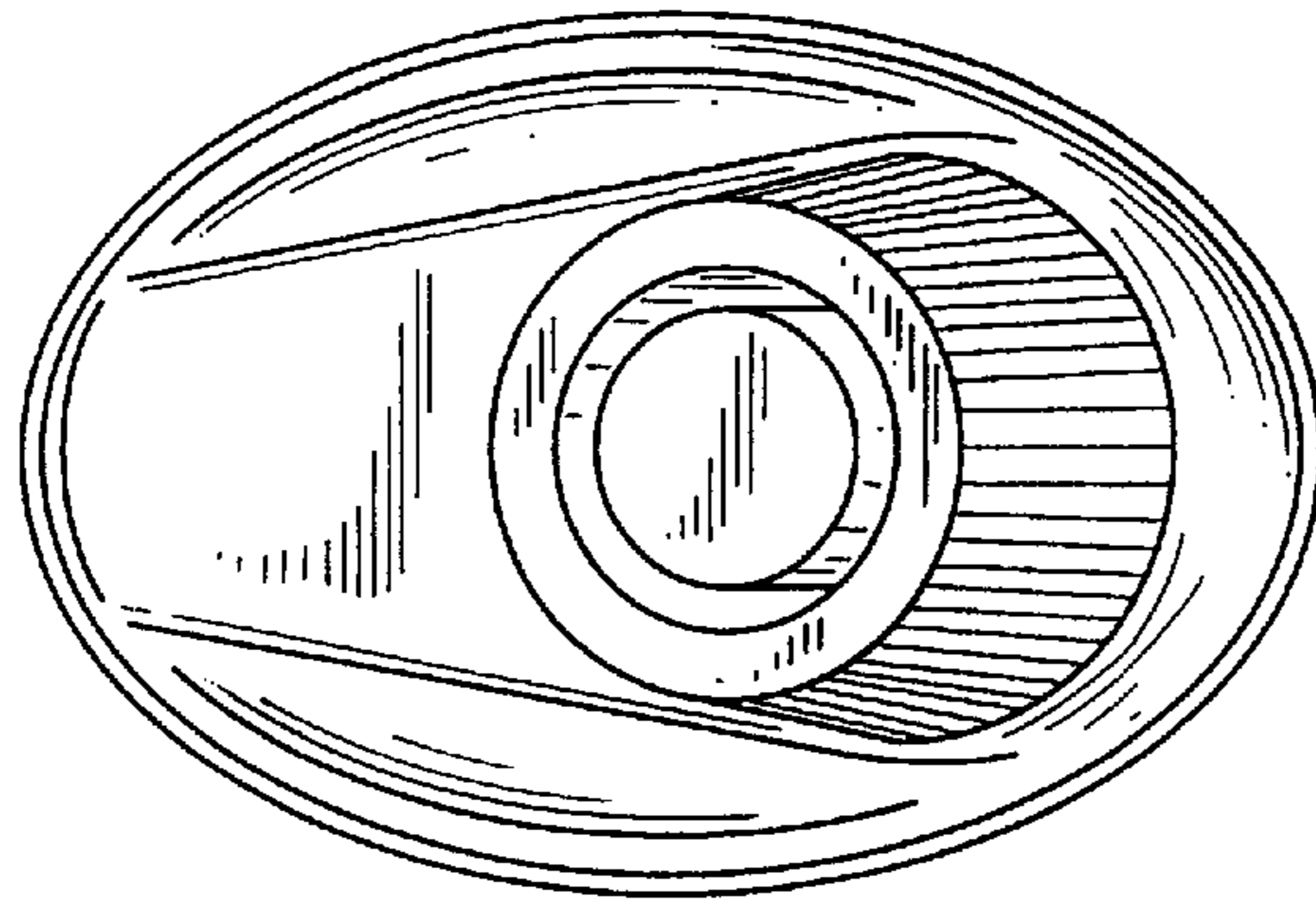


FIG. 5

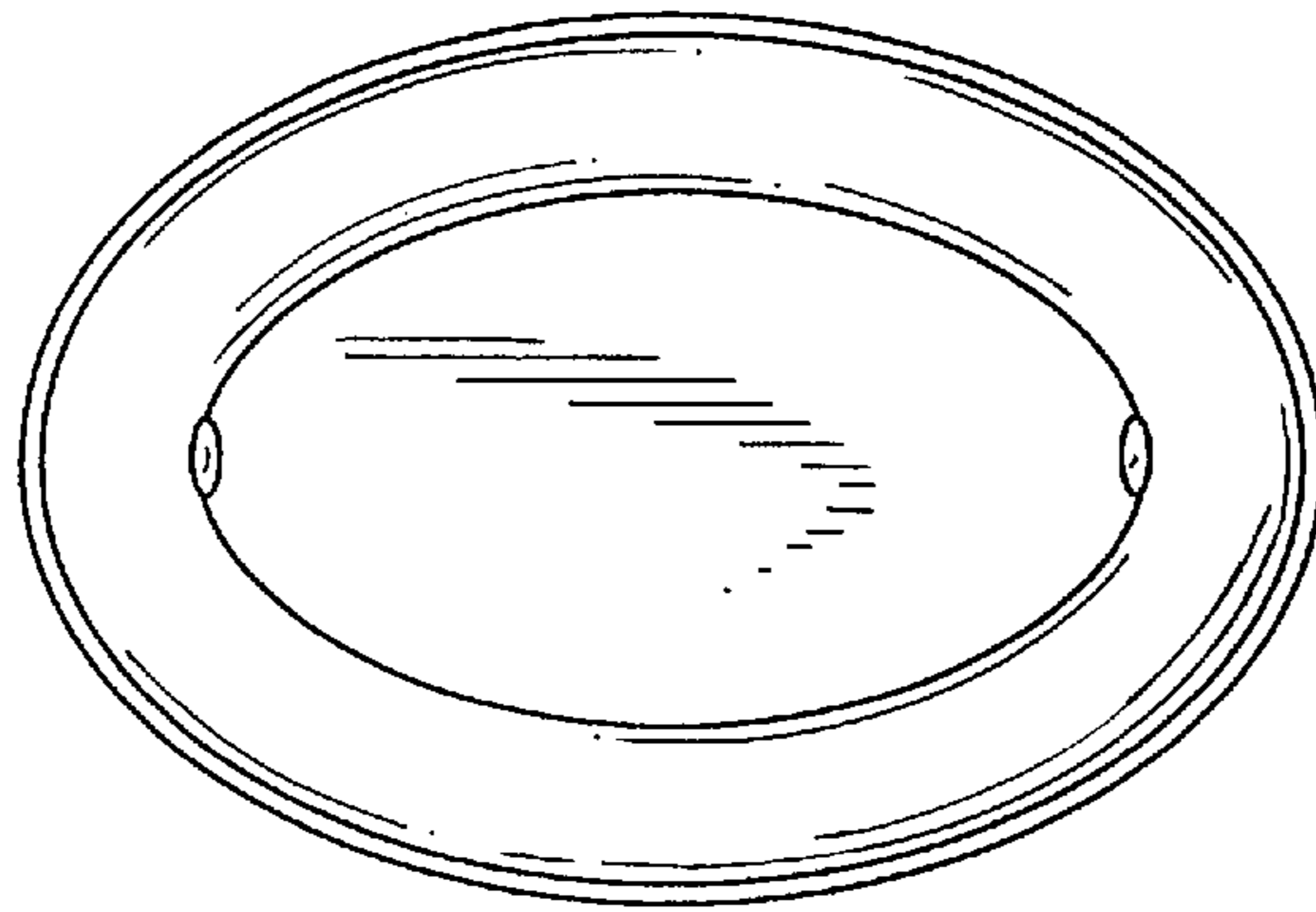


FIG. 6

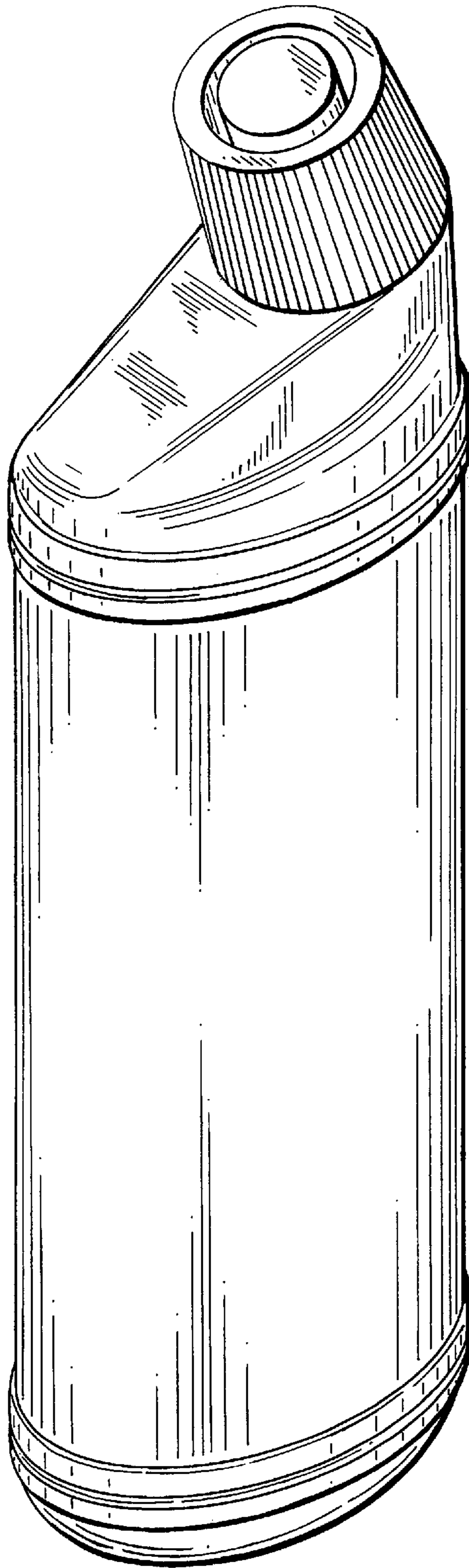


FIG. 7

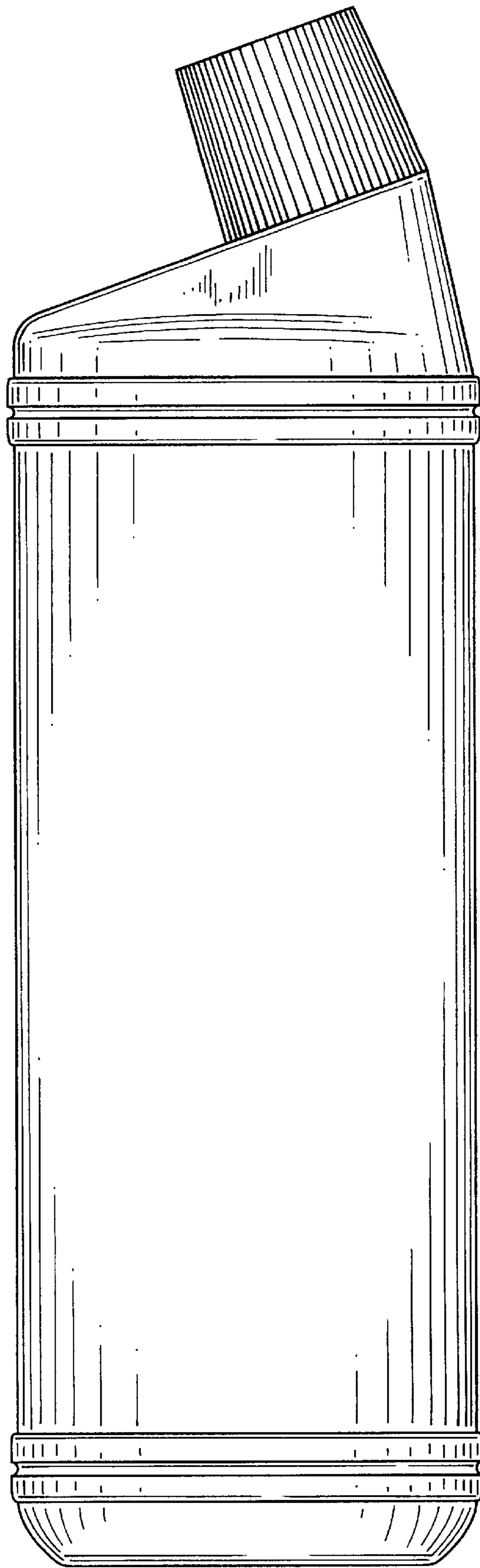


FIG. 8

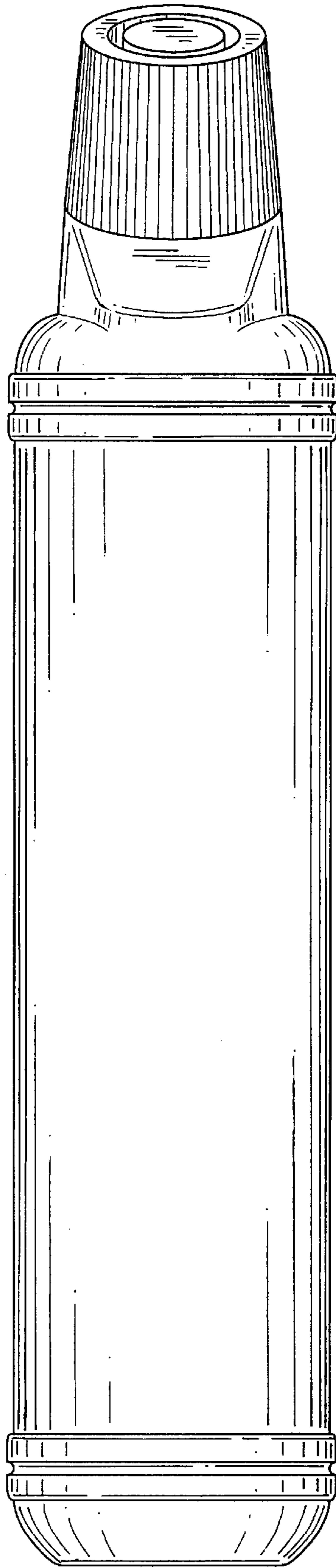


FIG. 9

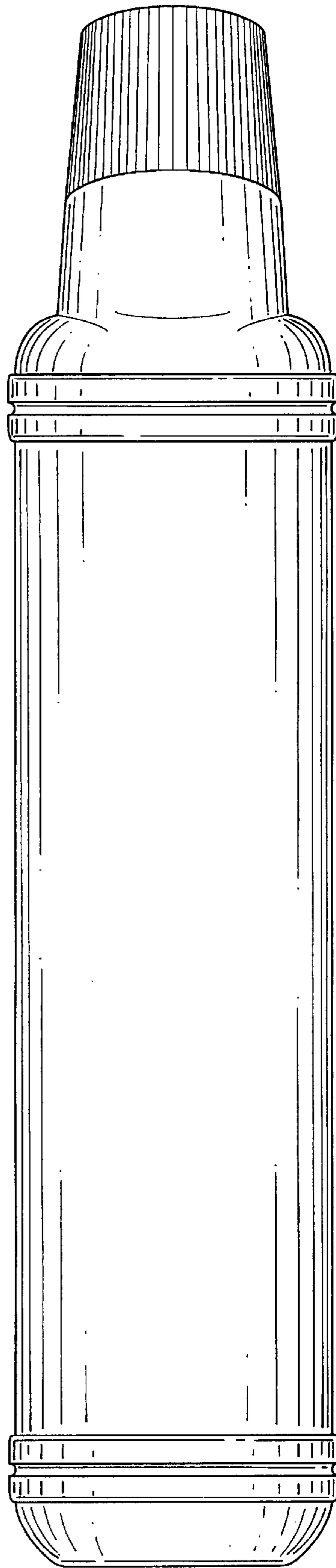


FIG. 10