



US00D406054S

United States Patent [19] Wagner

[11] Patent Number: **Des. 406,054**

[45] Date of Patent: ****Feb. 23, 1999**

[54] APPLICATOR

[75] Inventor: **Eugene C. Wagner**, Pacific Pallasades, Calif.

[73] Assignee: **Dental Concepts Inc.**, Elmsford, N.Y.

[**] Term: **14 Years**

[21] Appl. No.: **66,865**

[22] Filed: **Feb. 24, 1997**

[51] LOC (6) Cl. **09-99**

[52] U.S. Cl. **D9/338**

[58] Field of Search D9/337, 338, 503,
D9/517-520, 529, 571-575; D28/4-8; 215/382,
383; 401/208-220

[56] References Cited

U.S. PATENT DOCUMENTS

D. 299,973	2/1989	Campello et al.	D28/7
D. 342,021	12/1993	Porta	D9/338
2,968,826	1/1961	Leshin	206/214
2,998,616	9/1961	Gentile	401/213
3,090,987	5/1963	Ruekberg	401/213
4,050,826	9/1977	Berghahn et al.	401/213 X
4,221,494	9/1980	Kachur	401/213

OTHER PUBLICATIONS

Drug and Cosmetic Industry, p. 53, Roll-a-Tan, Jul. 1984.

Primary Examiner—Ted Shooman

Assistant Examiner—Nanda Bondade

Attorney, Agent, or Firm—Natter & Natter

[57] CLAIM

The ornamental design for an applicator, as shown and described.

DESCRIPTION

FIG. 1 is a front elevational view of an applicator showing my new design;

FIG. 2 is a front elevational view thereof with the cap removed;

FIG. 3 is a top plan view of FIG. 1;

FIG. 4 is a top plan view thereof with the cap removed;

FIG. 5 is a bottom view of the cap;

FIG. 6 is a perspective view of FIG. 2; and,

FIG. 7 is a perspective view of FIG. 1.

The rear and side elevational views are identical to the front elevational view; the bottom view is identical to the top view and the screw threads shown in dashed lines do not form part of the design.

1 Claim, 3 Drawing Sheets

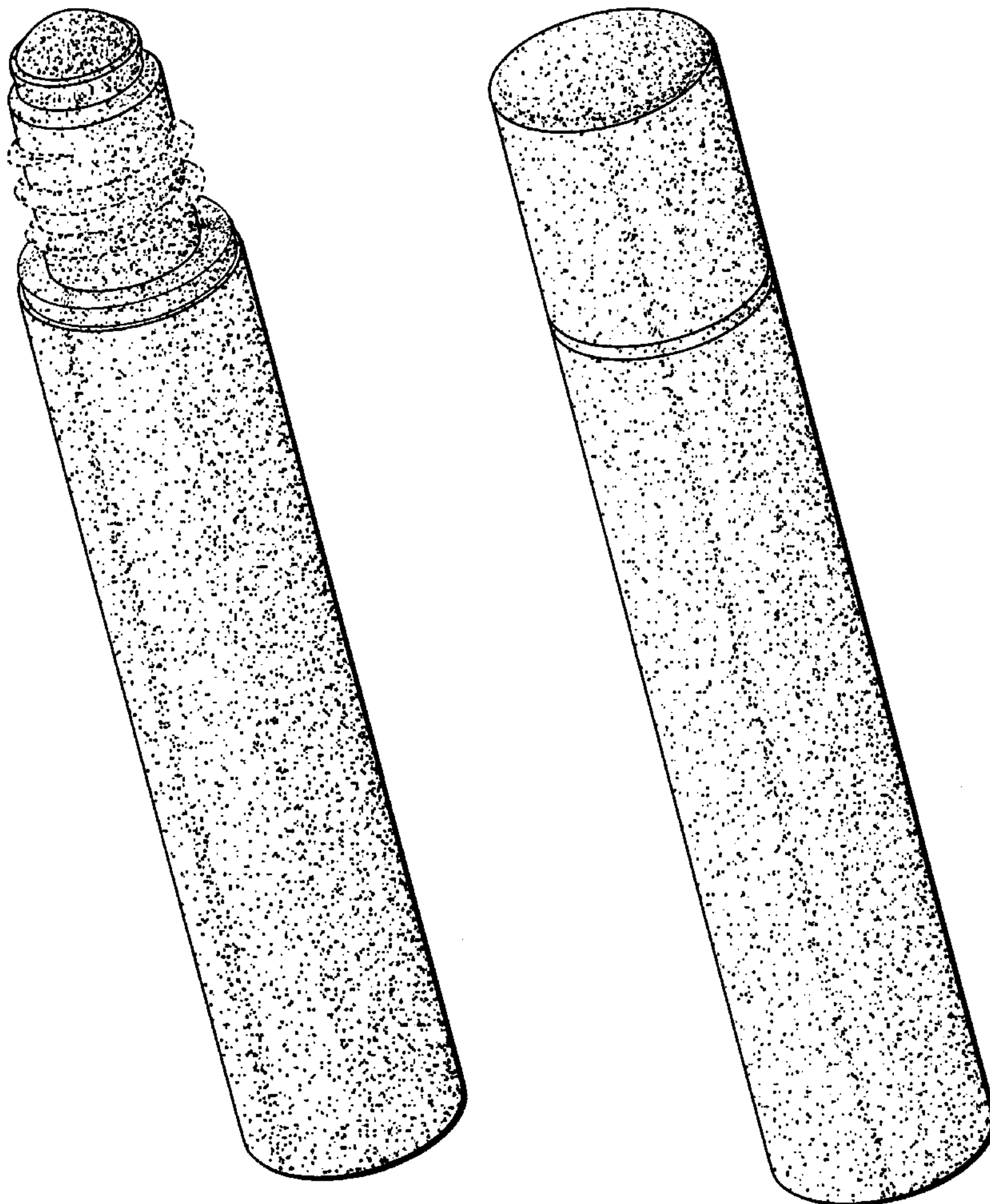


Fig. 1




Fig. 2



Fig. 3




Fig. 4

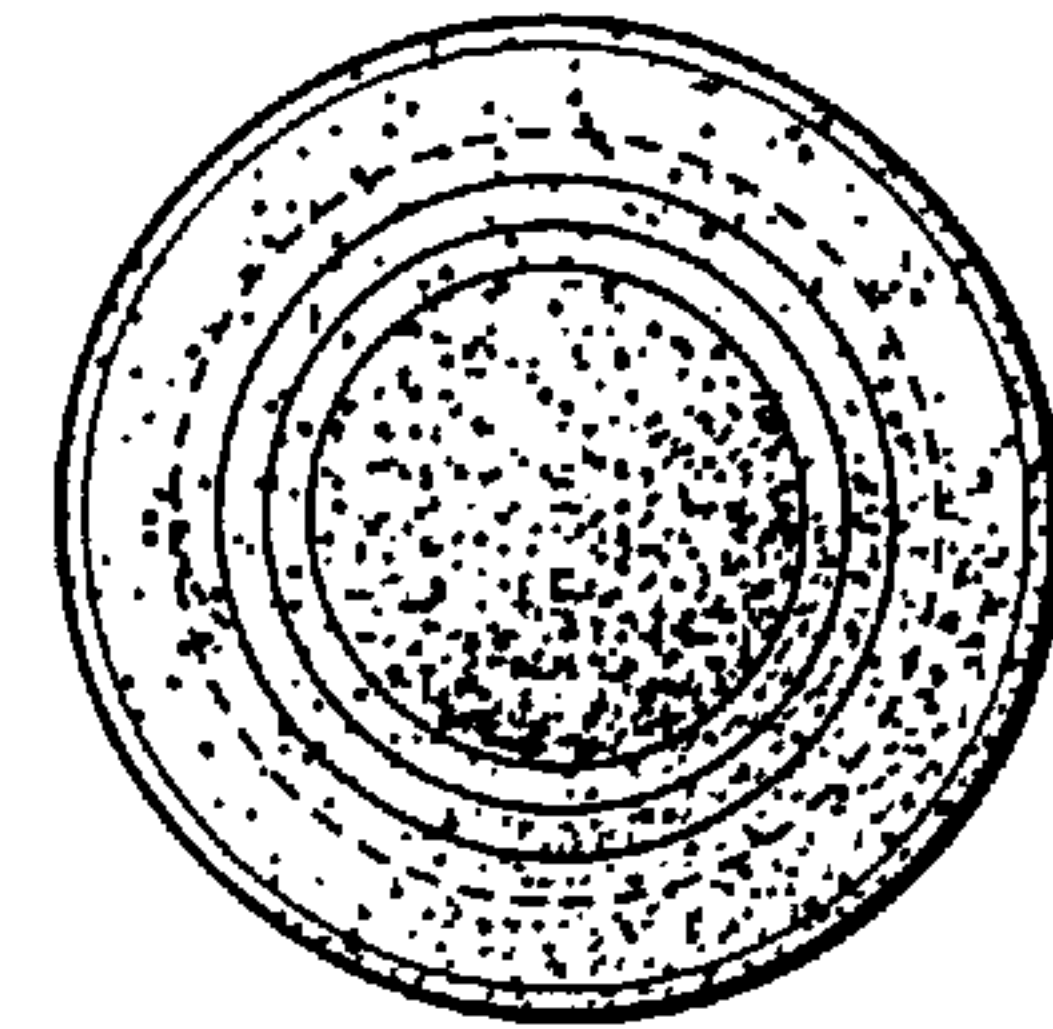
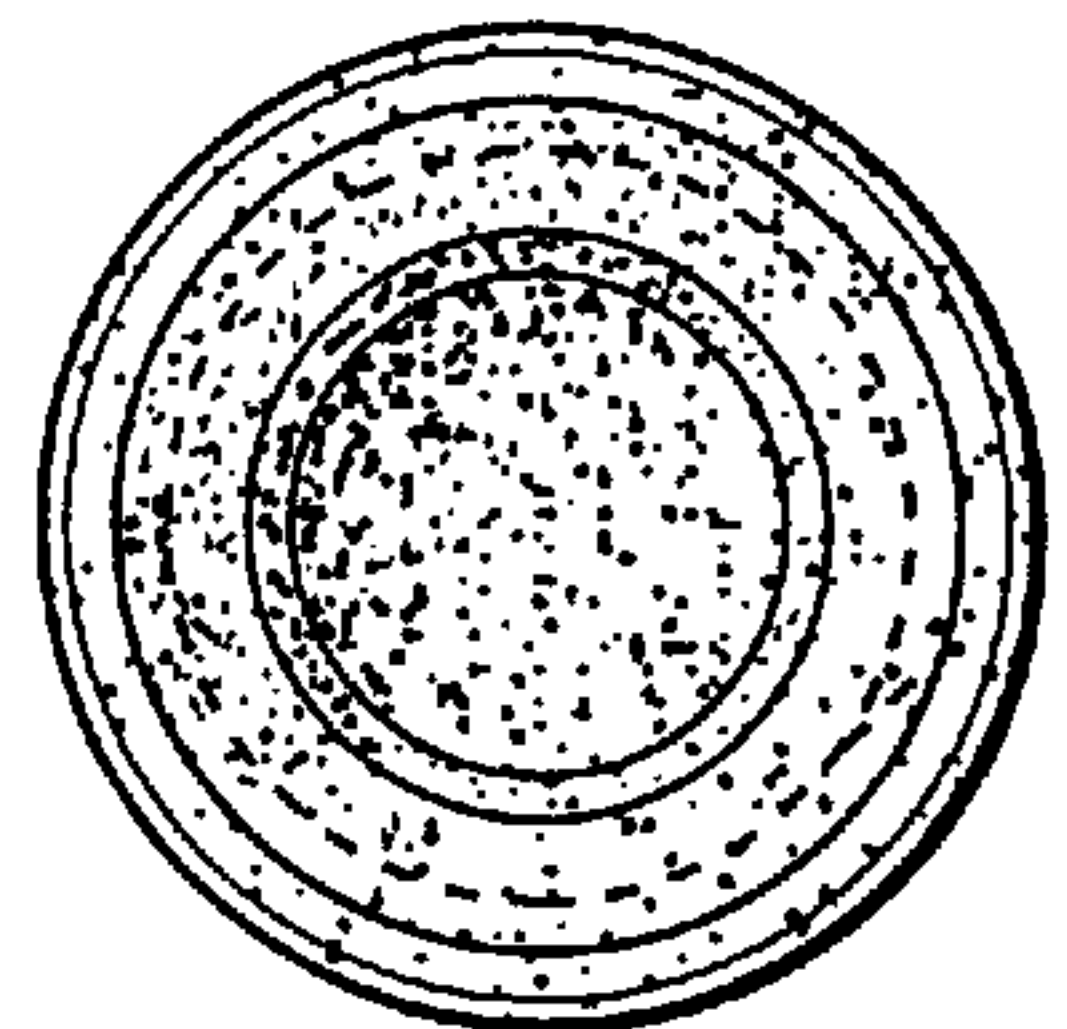


Fig. 5



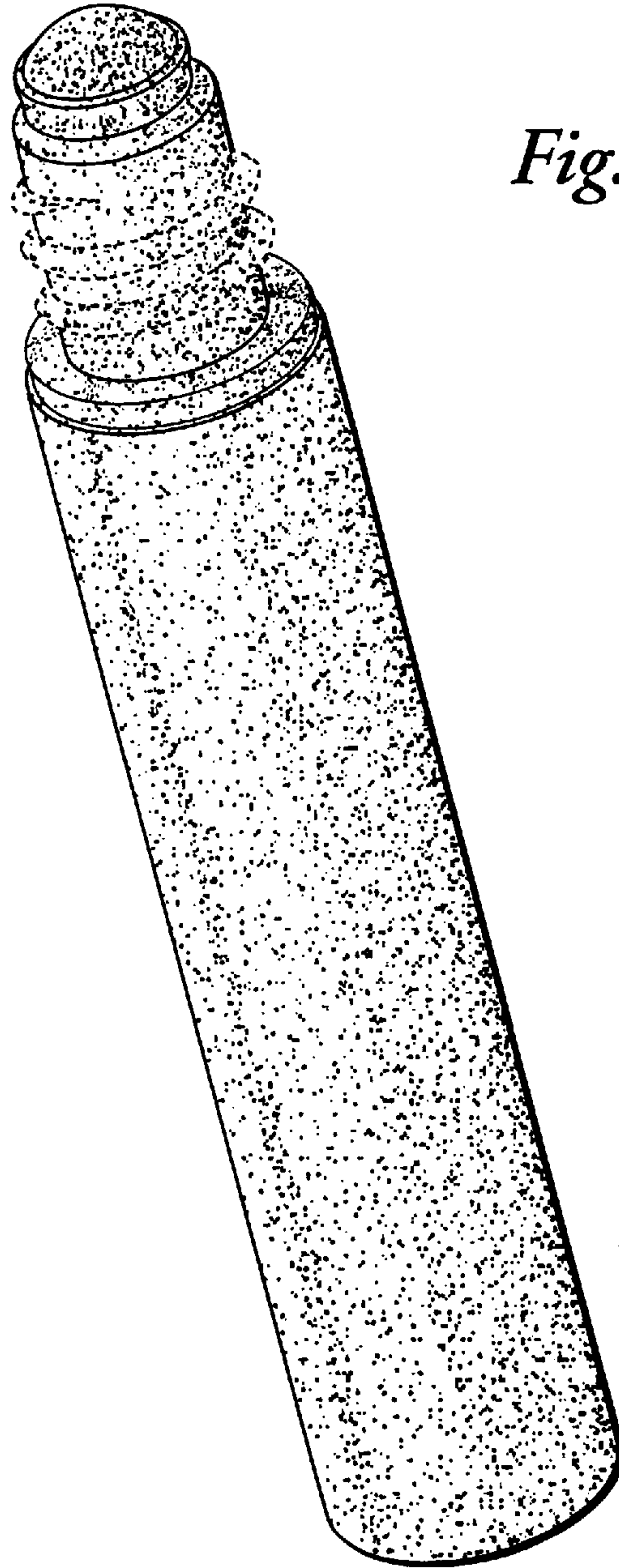


Fig. 6

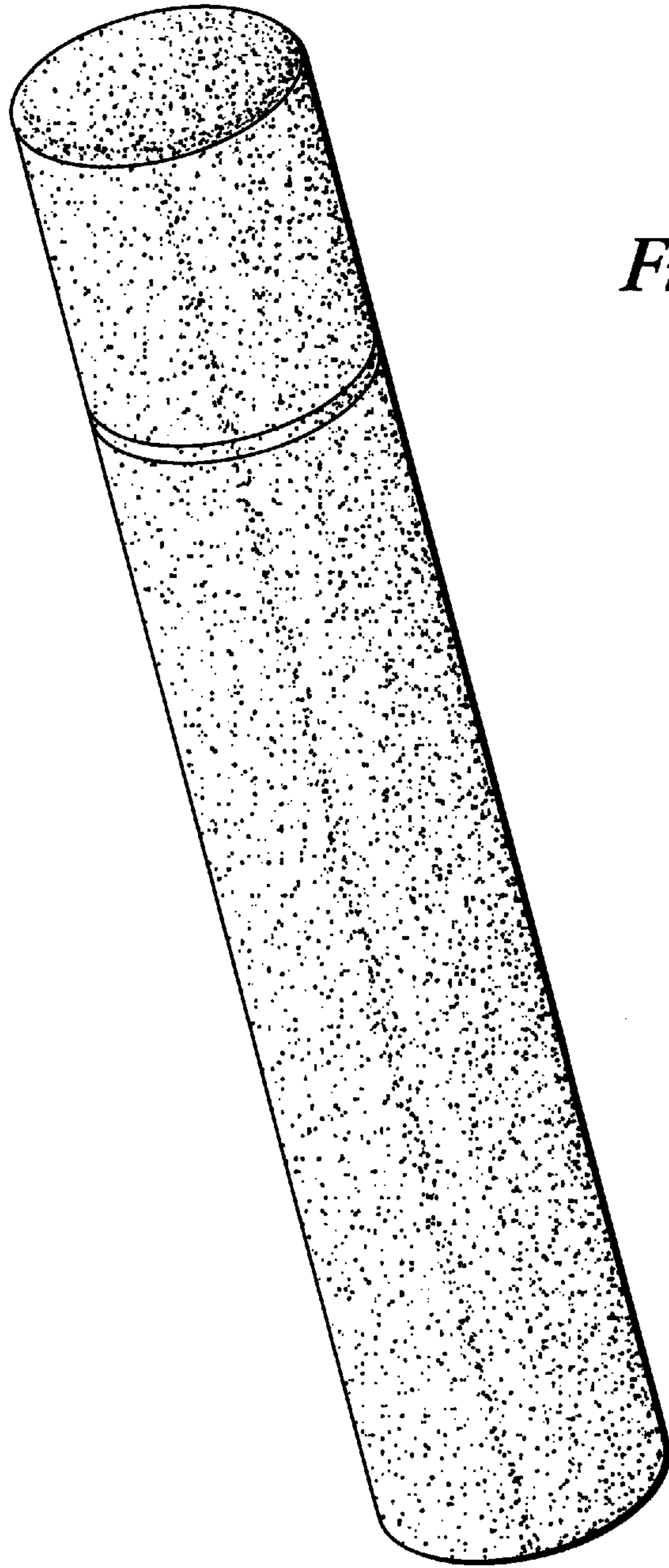


Fig. 7