



US00D406002S

United States Patent [19] Price

[11] **Patent Number: Des. 406,002**

[45] **Date of Patent: **Feb. 23, 1999**

[54] **COMPACT DISC PACK**

5,595,798 1/1997 Miller 206/308.1 X

[75] Inventor: **Robin James Price**, North Somerset, England

Primary Examiner—Doris V. Coles
Assistant Examiner—Catherine R. Oliver
Attorney, Agent, or Firm—Melvin I. Stoltz

[73] Assignees: **Keith Reginald Pike; Susanna Pike**, both of England

[57] **CLAIM**

[**] Term: **14 Years**

The ornamental design for a compact disc pack, as shown and described.

[21] Appl. No.: **71,002**

DESCRIPTION

[22] Filed: **May 7, 1997**

[51] **LOC (6) Cl.** **06-04**

[52] **U.S. Cl.** **D6/634**

[58] **Field of Search** D6/634, 631, 632, D6/633, 407; D3/201, 301, 245; 206/308.1, 309, 310, 311, 312

FIG. 1 is a perspective view of a compact disc pack in its open condition showing my design and, in particular, showing the configuration of the cut-out in which the compact disc can be inserted;

FIG. 2 is a perspective view, shown in a closed condition;

FIG. 3 is a front elevational view thereof;

FIG. 4 is a top plan view thereof;

FIG. 5 is a bottom plan view thereof;

FIG. 6 is a rear elevational view thereof;

FIG. 7 is a side elevational view thereof; and,

FIG. 8 is an opposite side elevational view.

[56] **References Cited**

U.S. PATENT DOCUMENTS

- D. 387,217 12/1997 Lakoski et al. D6/407
- D. 391,437 3/1998 Moore et al. D6/634
- 5,522,500 6/1996 Mori 206/308.1

1 Claim, 4 Drawing Sheets

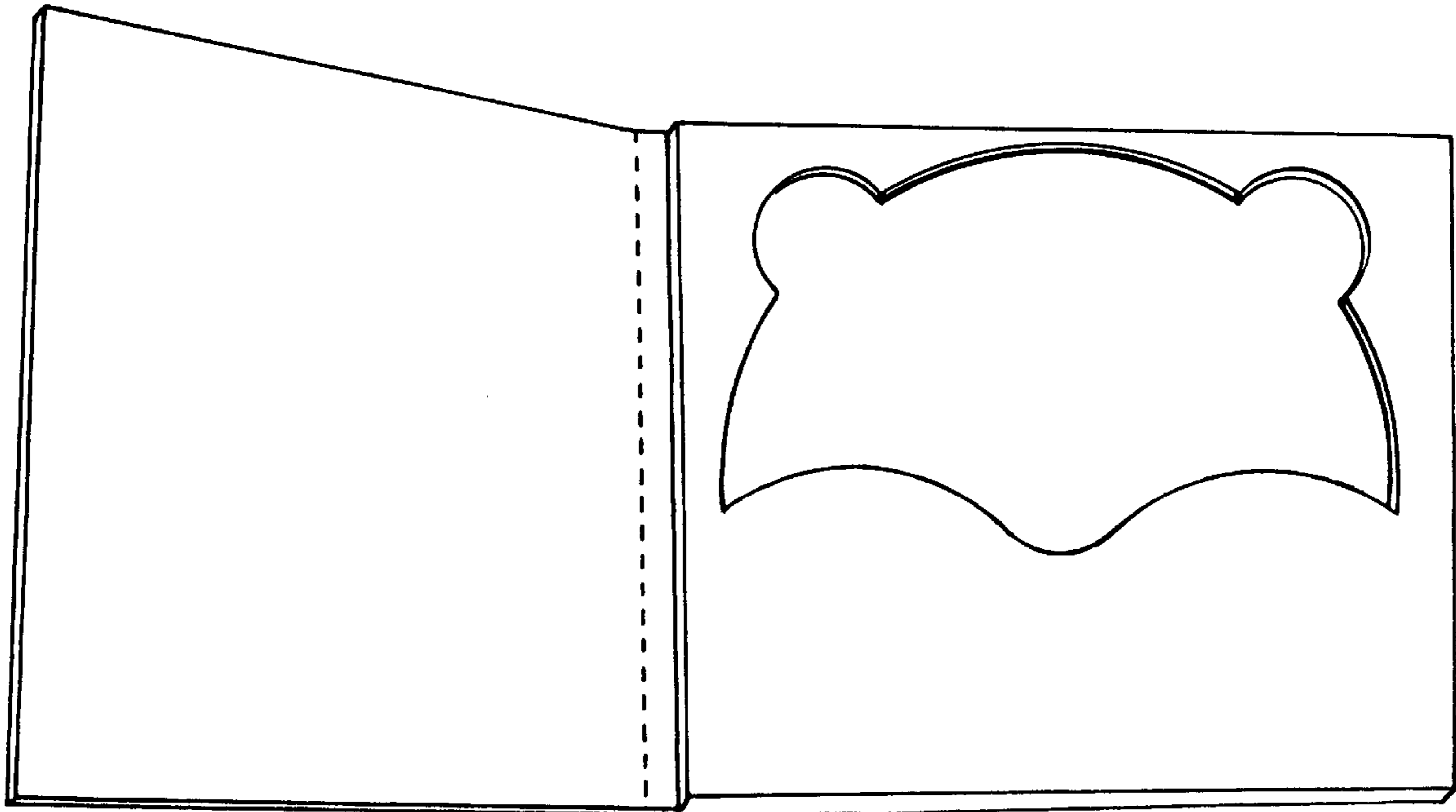


FIG. 1

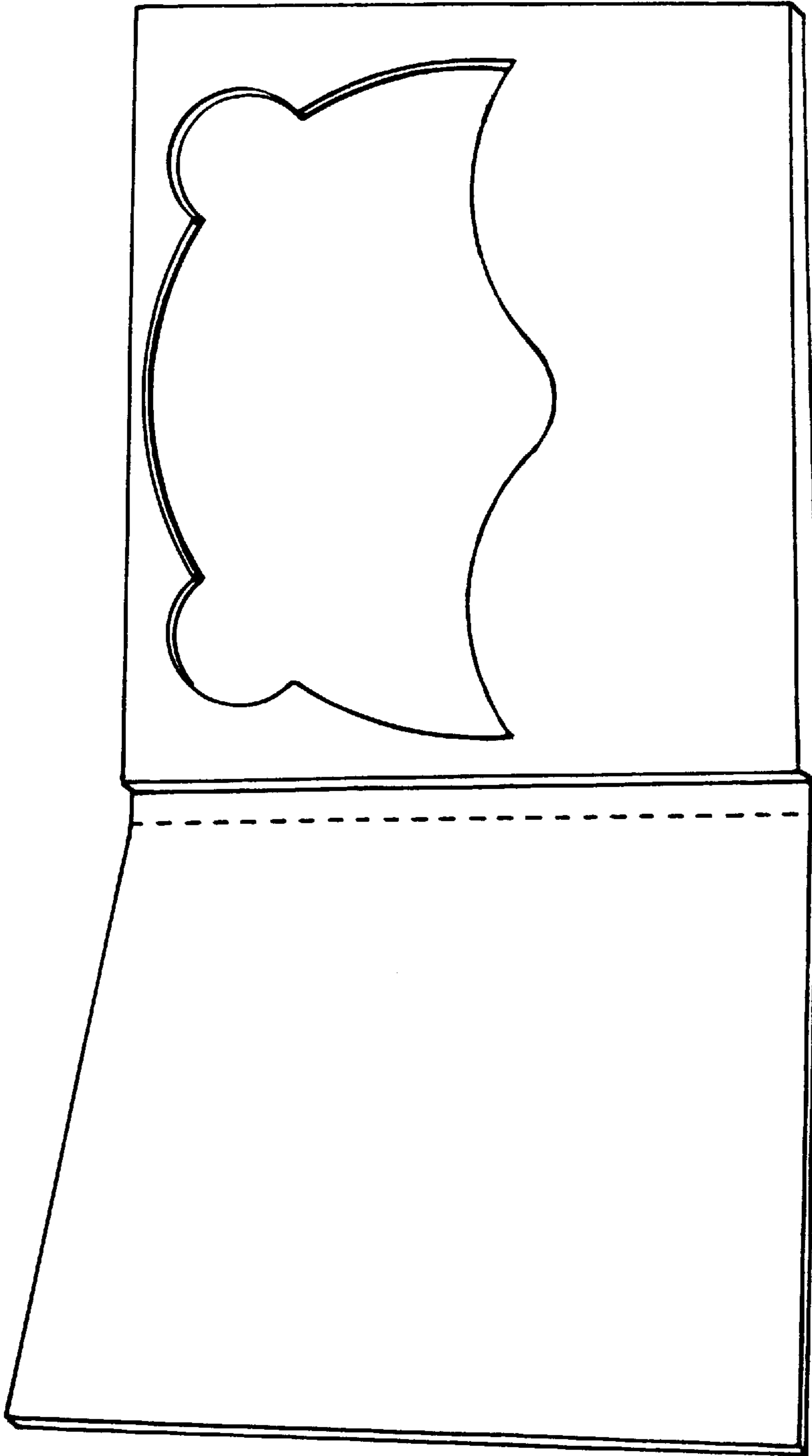



FIG. 2






FIG. 3




FIG. 4




FIG. 5




FIG. 6

FIG. 7



FIG. 8

