



US00D406001S

United States Patent [19]

Nemeth

[11] **Patent Number: Des. 406,001**

[45] **Date of Patent: **Feb. 23, 1999**

[54] **ELECTRONIC DATA STORAGE DISK WALLET**

[75] Inventor: **Bradley M. Nemeth**, Oak Ridge, Tenn.

[73] Assignee: **Brauner Nemeth, Inc.**, Palo Alto, Calif.

[**] Term: **14 Years**

[21] Appl. No.: **77,564**

[22] Filed: **Oct. 6, 1997**

[51] **LOC (6) Cl.** **06-04**

[52] **U.S. Cl.** **D6/632; D6/407**

[58] **Field of Search** D6/407, 408, 626, D6/627, 629, 631, 632, 634, 635; D19/33, 75, 76; 206/307, 308.1, 308.3, 312, 313, 425

[56] **References Cited**

U.S. PATENT DOCUMENTS

D. 280,952	10/1985	Kirchner	D6/635
D. 308,913	7/1990	Kirchner et al.	D6/634
D. 347,999	6/1994	Pritchard et al.	D6/632
D. 358,055	5/1995	Long et al.	D6/632

D. 385,145	10/1997	Ver Weyst et al.	D6/632
D. 391,437	3/1998	Moore et al.	D6/632
D. 391,798	3/1998	Kirihara et al.	D6/634
D. 393,394	4/1998	Roth et al.	D6/632
D. 395,190	6/1998	Roth et al.	D6/634
5,715,939	2/1998	Yun-Ming	206/308.1
5,746,314	5/1998	Knutsen et al.	206/308.1
5,782,352	7/1998	Senda	206/308.3

Primary Examiner—Celia Murphy
Attorney, Agent, or Firm—Pitts & Brittian, P.C.

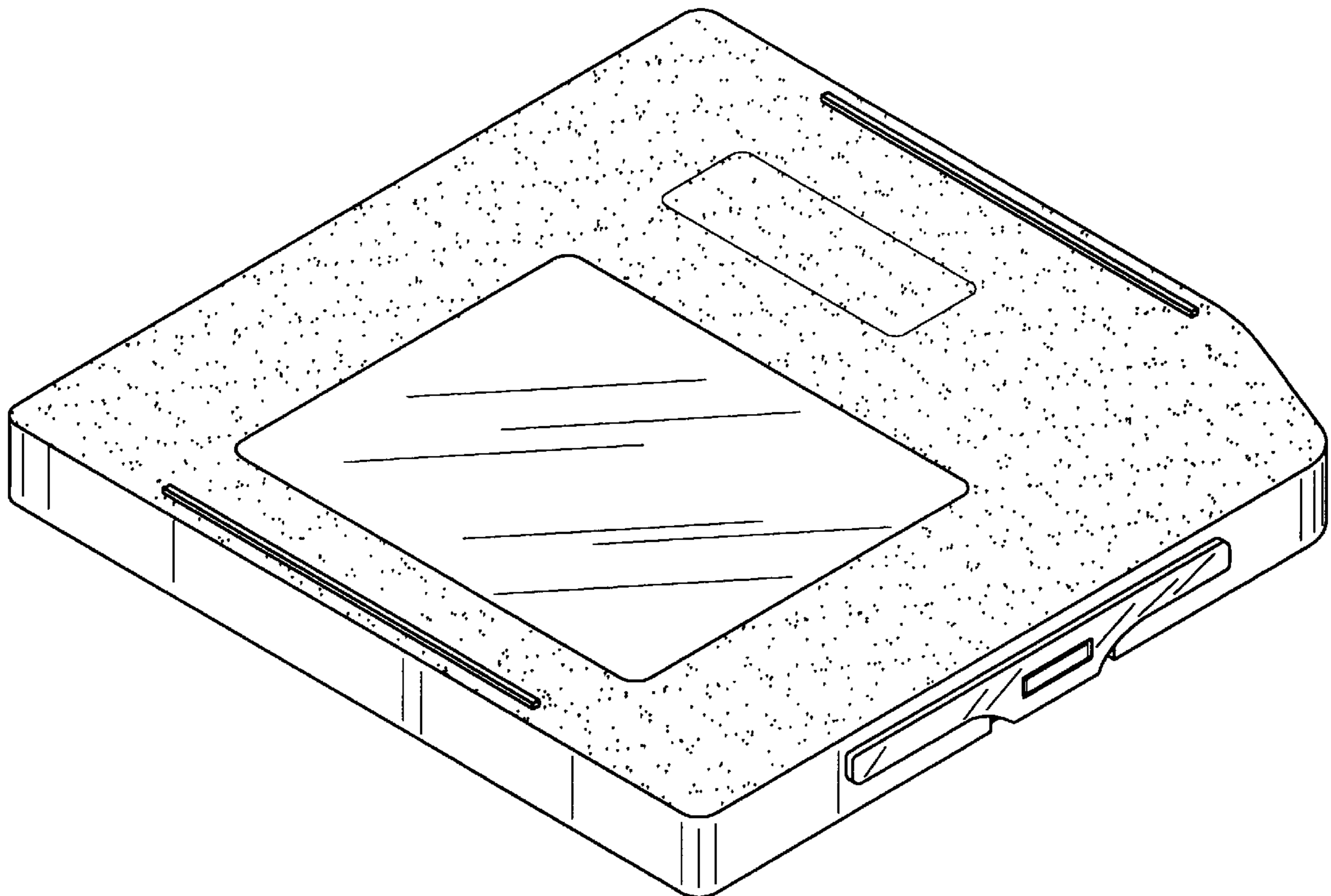
[57] **CLAIM**

The ornamental design of a electronic data storage disk wallet, as shown.

DESCRIPTION

FIG. 1 is a perspective view of an electronic data storage disk wallet showing my new deign;
FIG. 2 is an inside elevational view thereof shown in an open position;
FIG. 3 is an outside elevational view of FIG. 2;
FIG. 4 is a top plan view FIG. 2;
FIG. 5 is a bottom plan view of FIG. 2;
FIG. 6 is a left end elevation view thereof; and,
FIG. 7 is a right end elevation thereof.

1 Claim, 5 Drawing Sheets



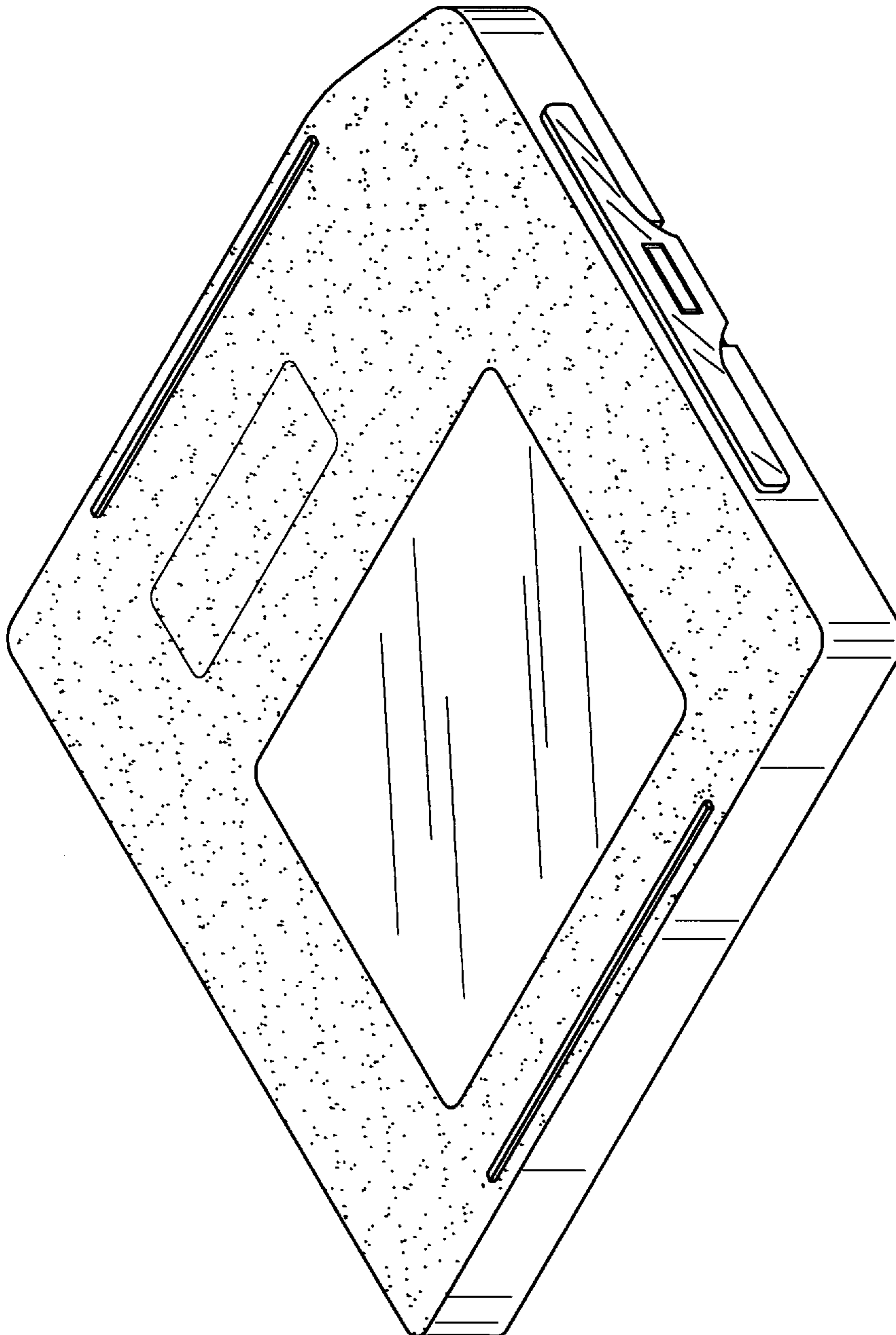


Fig. 1

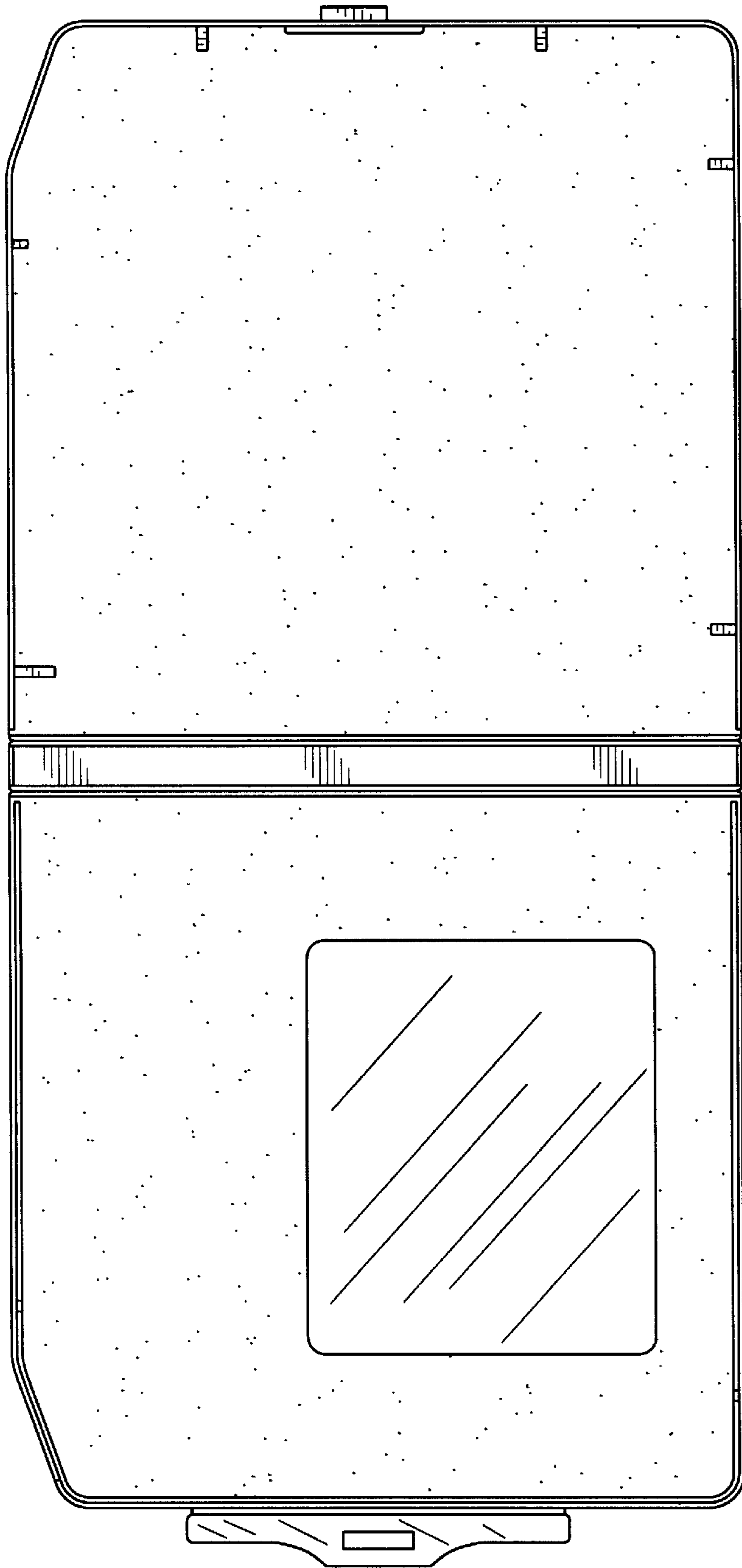


Fig. 2

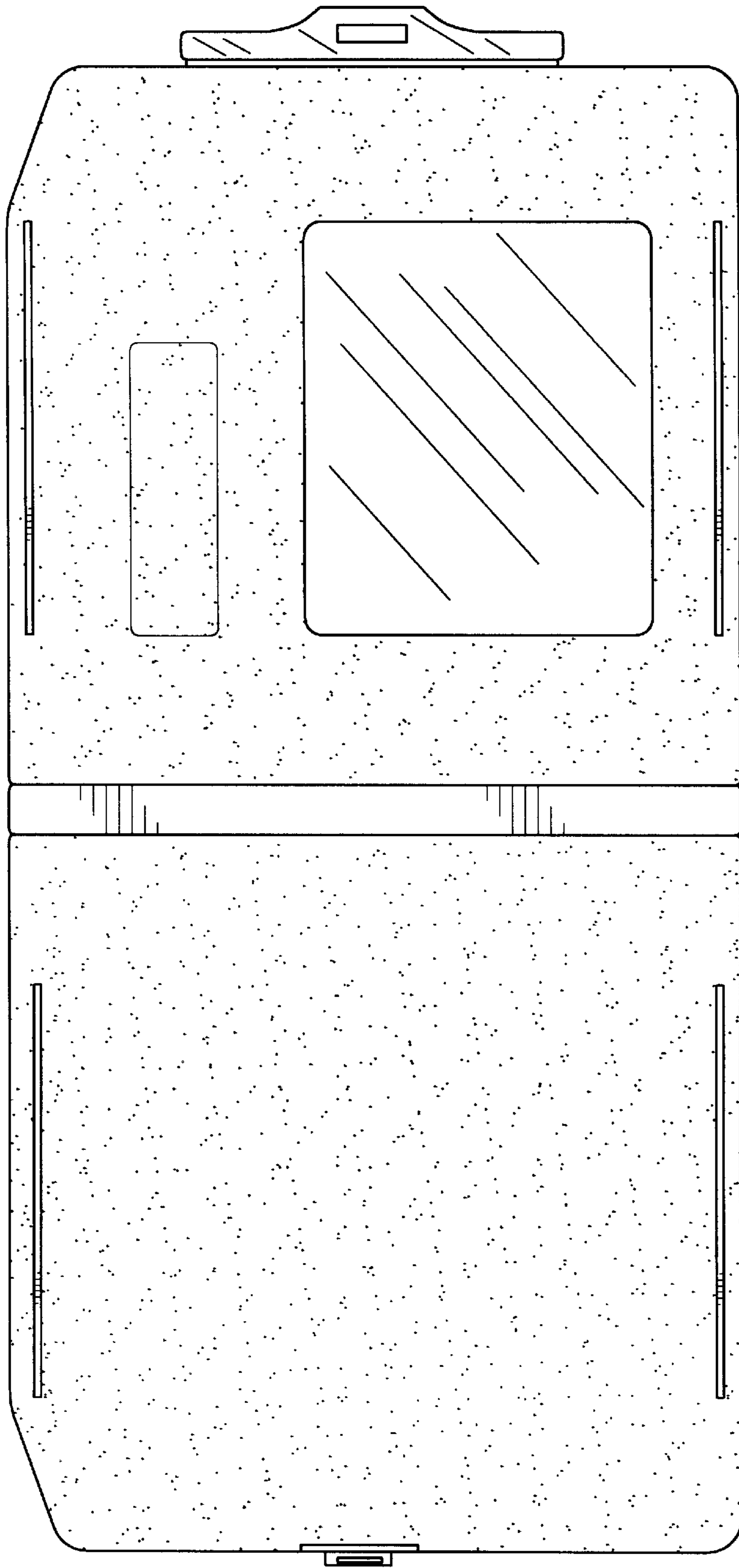


Fig. 3

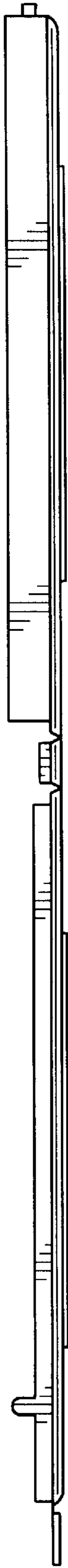


Fig. 4

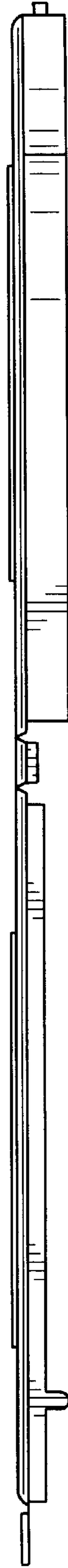


Fig. 5

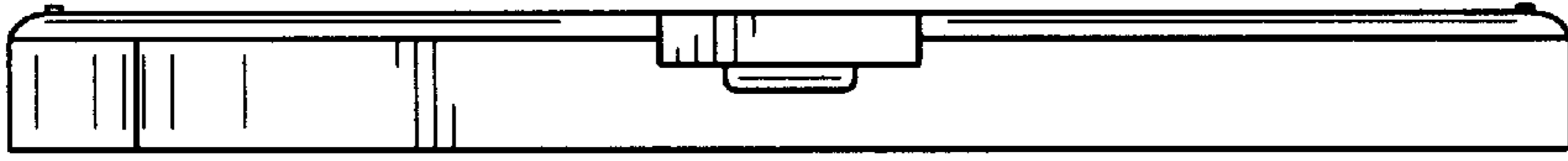


Fig. 7



Fig. 6