

US00D405998S

# United States Patent [19] Feigenbaum

[11] **Patent Number: Des. 405,998**

[45] **Date of Patent: \*\*Feb. 23, 1999**

[54] **DOSING DISPENSER**

[75] Inventor: **Robert Feigenbaum**, Neuried,  
Germany

[73] Assignee: **ADA Guest Supplies GmbH**, Baden,  
Germany

[\*\*] Term: **14 Years**

[21] Appl. No.: **78,085**

[22] Filed: **Oct. 17, 1997**

[30] **Foreign Application Priority Data**

Apr. 18, 1997 [DE] Germany ..... M9703906.3

[51] **LOC (6) Cl.** ..... **07-07**

[52] **U.S. Cl.** ..... **D6/545**

[58] **Field of Search** ..... D6/542, 545; 222/92,  
222/105, 173, 180, 181.1; 221/282, 283

[56] **References Cited**

**U.S. PATENT DOCUMENTS**

D. 271,450 11/1983 Kleman ..... D6/546

D. 285,271 8/1986 Bunschoten et al. .... D6/545  
D. 392,136 3/1998 Ross et al. .... D6/545  
D. 392,137 3/1998 Vignot ..... D6/545  
4,164,306 8/1979 Perrin ..... 222/181

*Primary Examiner*—Brian N. Vinson  
*Attorney, Agent, or Firm*—Panitch Schwarze Jacobs &  
Nadel, P.C.


[57] **CLAIM**

The ornamental design for dosing dispenser, as shown and described.

**DESCRIPTION**

FIG. 1 is a perspective view of a dosing dispenser in accordance with my new design;  
FIG. 2 is a perspective view similar in a second position;  
FIG. 3 is a front elevational view thereof;  
FIG. 4 is a right side elevational view thereof, the left side elevational view being a mirror image thereof;  
FIG. 5 is a bottom view thereof;  
FIG. 6 is a top plan view thereof; and,  
FIG. 7 is a rear elevational view thereof.

**1 Claim, 6 Drawing Sheets**






FIG. 1

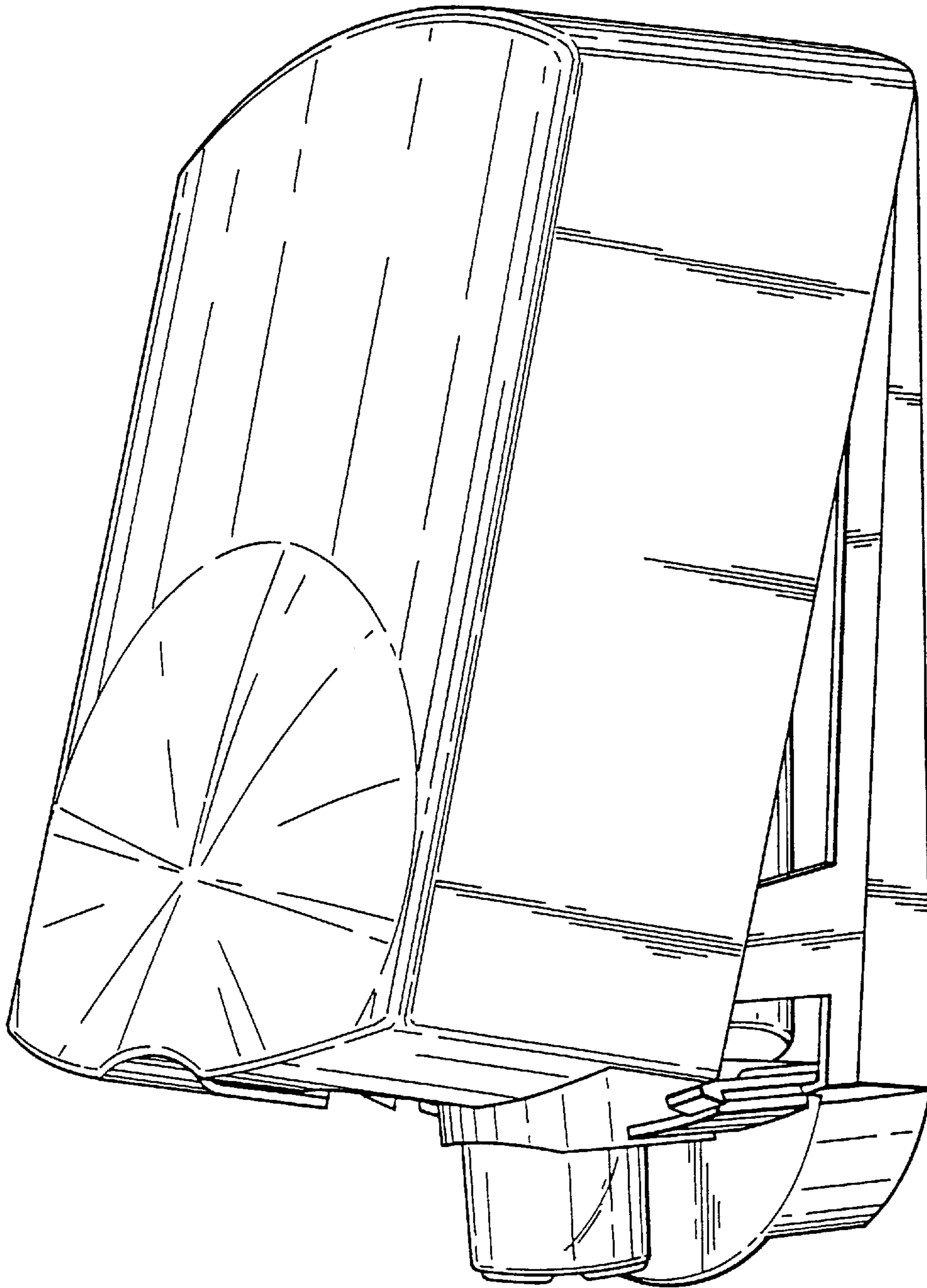


FIG. 2

FIG. 3




FIG. 4

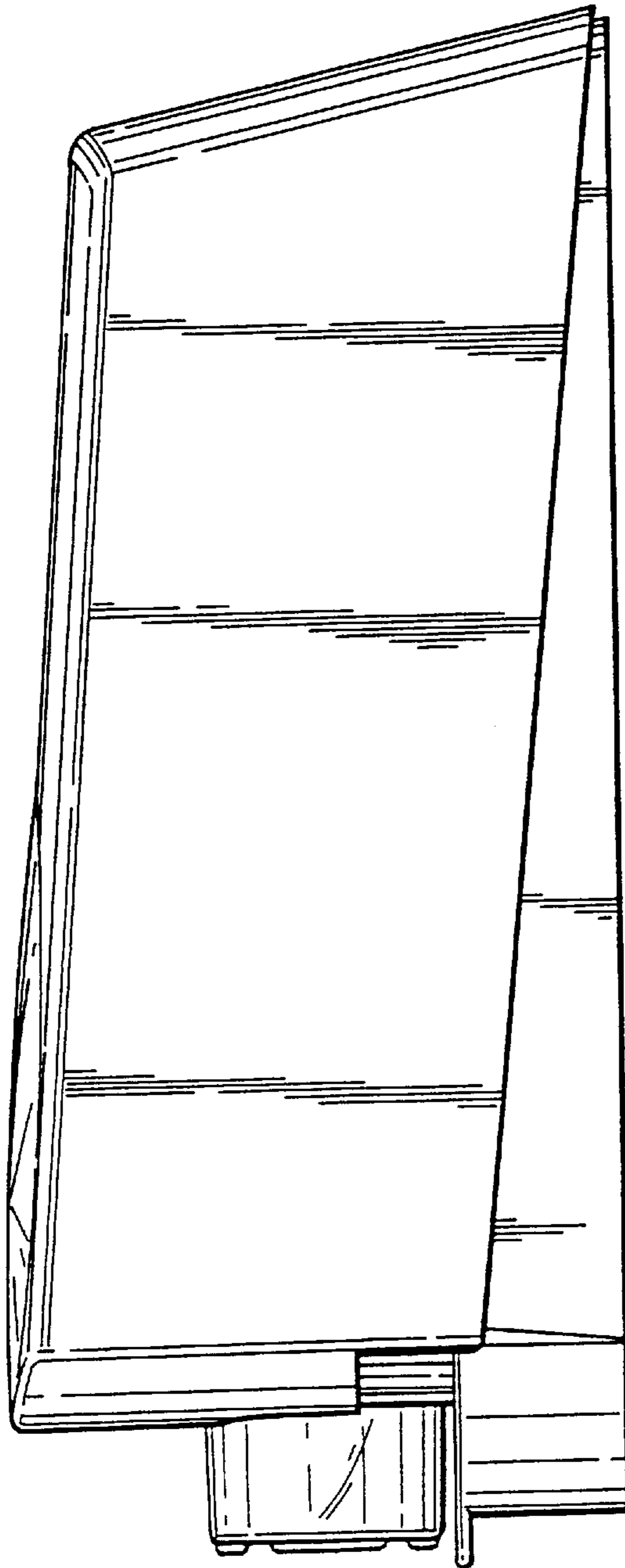


FIG. 5

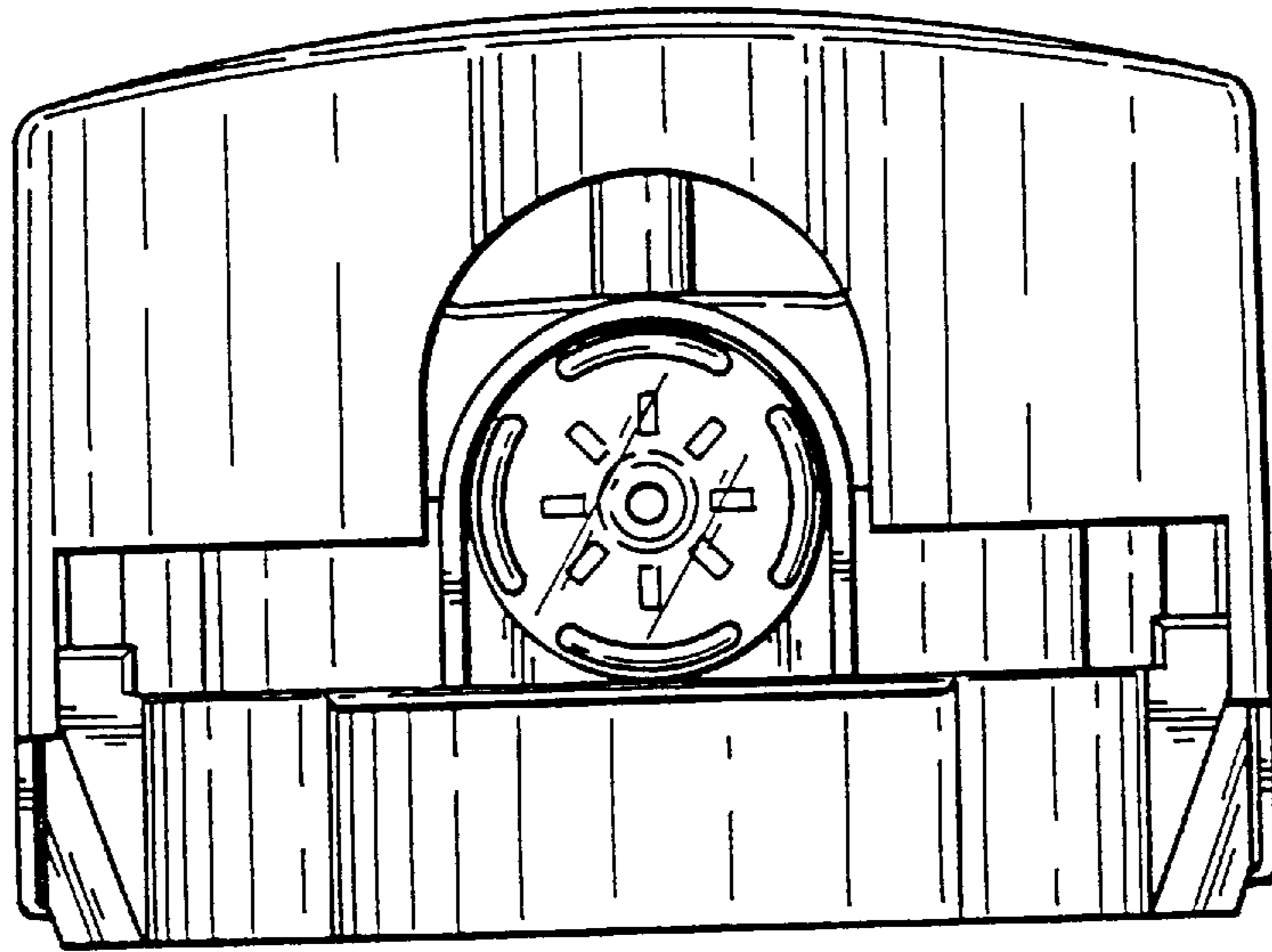


FIG. 6




FIG. 7

