



US00D405995S

United States Patent [19] Harris

[11] Patent Number: **Des. 405,995**

[45] Date of Patent: ****Feb. 23, 1999**

[54] **BACKPLATE FOR A BATHROOM FIXTURE**

[75] Inventor: **Frederick J. Harris**, Clinton, Conn.

[73] Assignee: **Harrow Products, Inc.**, Grand Rapids, Mich.

[**] Term: **14 Years**

[21] Appl. No.: **76,078**

[22] Filed: **Aug. 21, 1997**

[51] **LOC (6) Cl.** **07-07**

[52] **U.S. Cl.** **D6/524; D8/353**

[58] **Field of Search** D6/524, 527, 550;
D8/350, 352, 363, 373; 16/DIG. 4, DIG. 24,
DIG. 40, 110 R; 292/357; 174/66

- D. 326,382 5/1991 Ko .
- D. 334,315 3/1993 Bengston .
- D. 335,231 5/1993 Bengston D6/524
- D. 357,379 4/1995 Lehn et al. .
- D. 361,006 8/1995 Sharpe .
- D. 362,361 9/1995 Lehn et al. .
- D. 373,844 9/1996 Miranda D8/352 X
- D. 374,361 10/1996 Lehn et al. .
- D. 377,570 1/1997 Sharpe .
- 5,026,012 6/1991 Wang 16/110 R X

Primary Examiner—Brian N. Vinson
Attorney, Agent, or Firm—Rader, Fishman, Grauer & McGarry

[57] CLAIM

The ornamental design for a backplate for a bathroom fixture, as shown and described.

DESCRIPTION

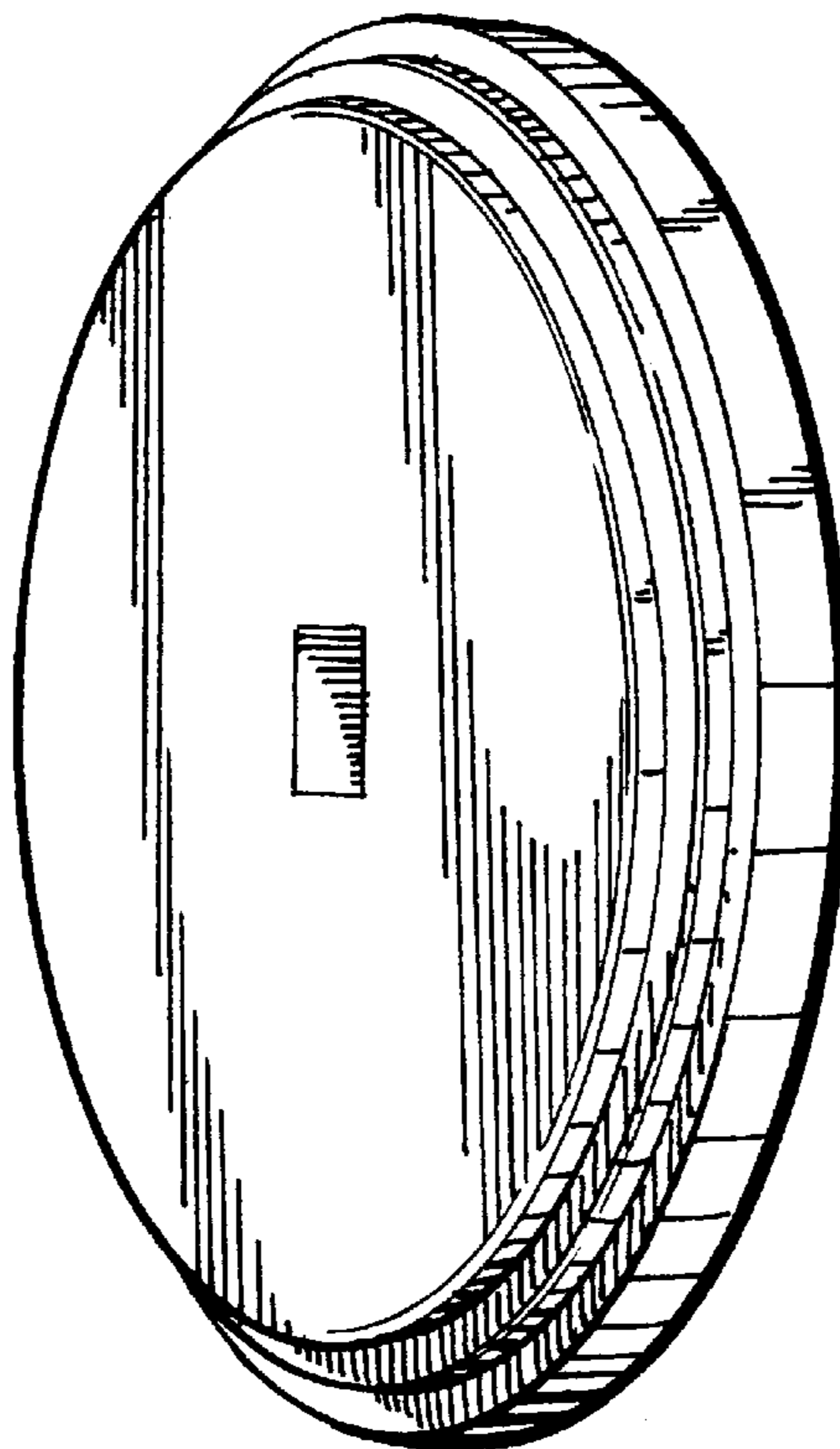
FIG. 1 is a perspective view of a backplate for a bathroom fixture which embodies my design;
FIG. 2 is a front-elevational view thereof;
FIG. 3 is a rear-elevational view thereof;
FIG. 4 is a left side view thereof, the right side view being a mirror image thereof;
FIG. 5 is a top plan view thereof; and,
FIG. 6 is a bottom plan view thereof.

1 Claim, 2 Drawing Sheets

[56] References Cited

U.S. PATENT DOCUMENTS

- D. 212,079 8/1968 Algoren D8/352
- D. 252,317 7/1979 Clayton D8/350
- D. 267,526 1/1983 Figured D6/524
- D. 286,963 12/1986 Waghorn .
- D. 293,989 2/1988 Tegner .
- D. 298,895 12/1988 Sharpe .
- D. 299,099 12/1988 Gresens et al. .
- D. 305,863 2/1990 Gresens et al. D8/352
- D. 307,992 5/1990 Gresens et al. .
- D. 317,691 6/1991 Wang D6/524 X



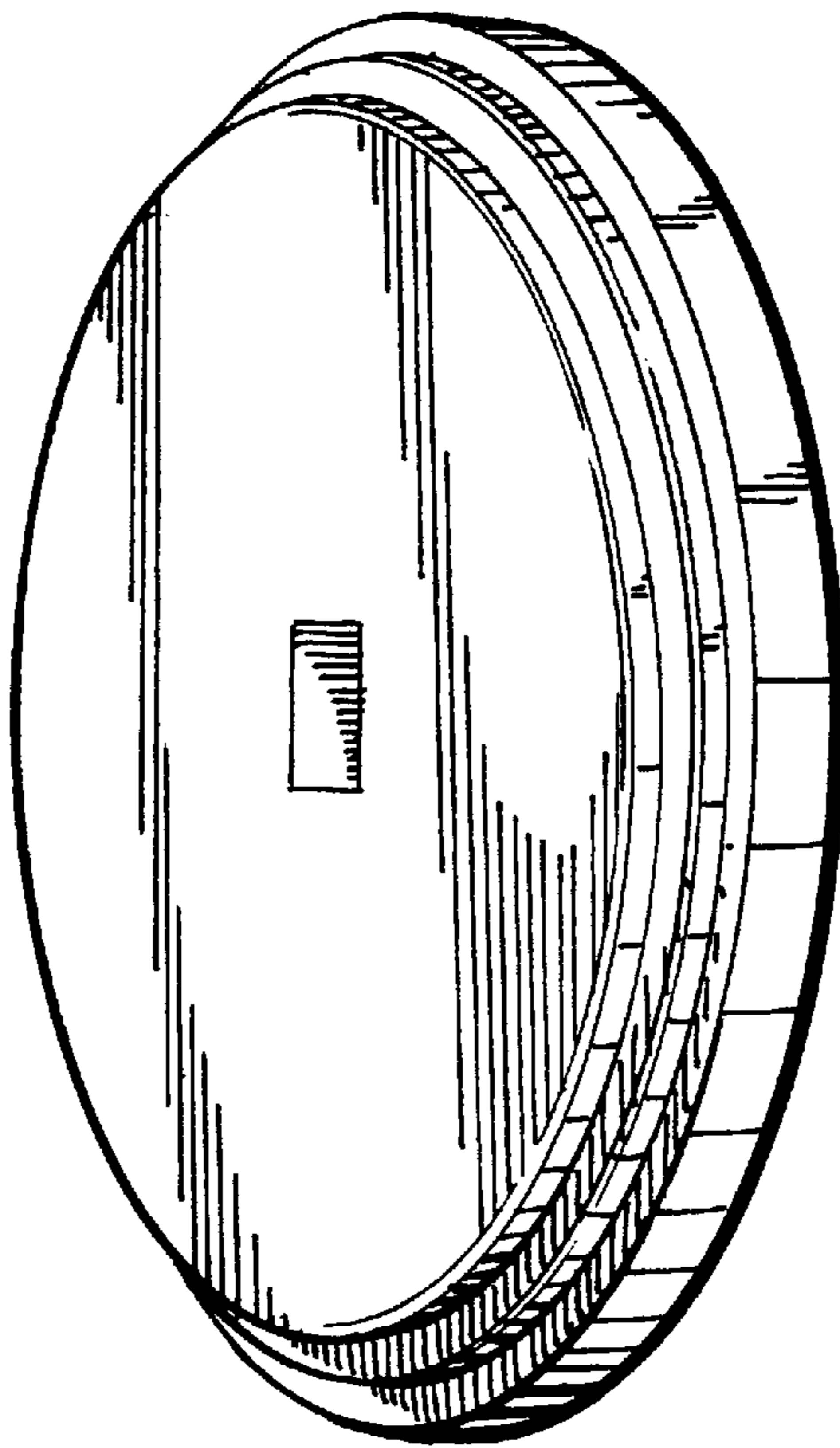


FIG. 1

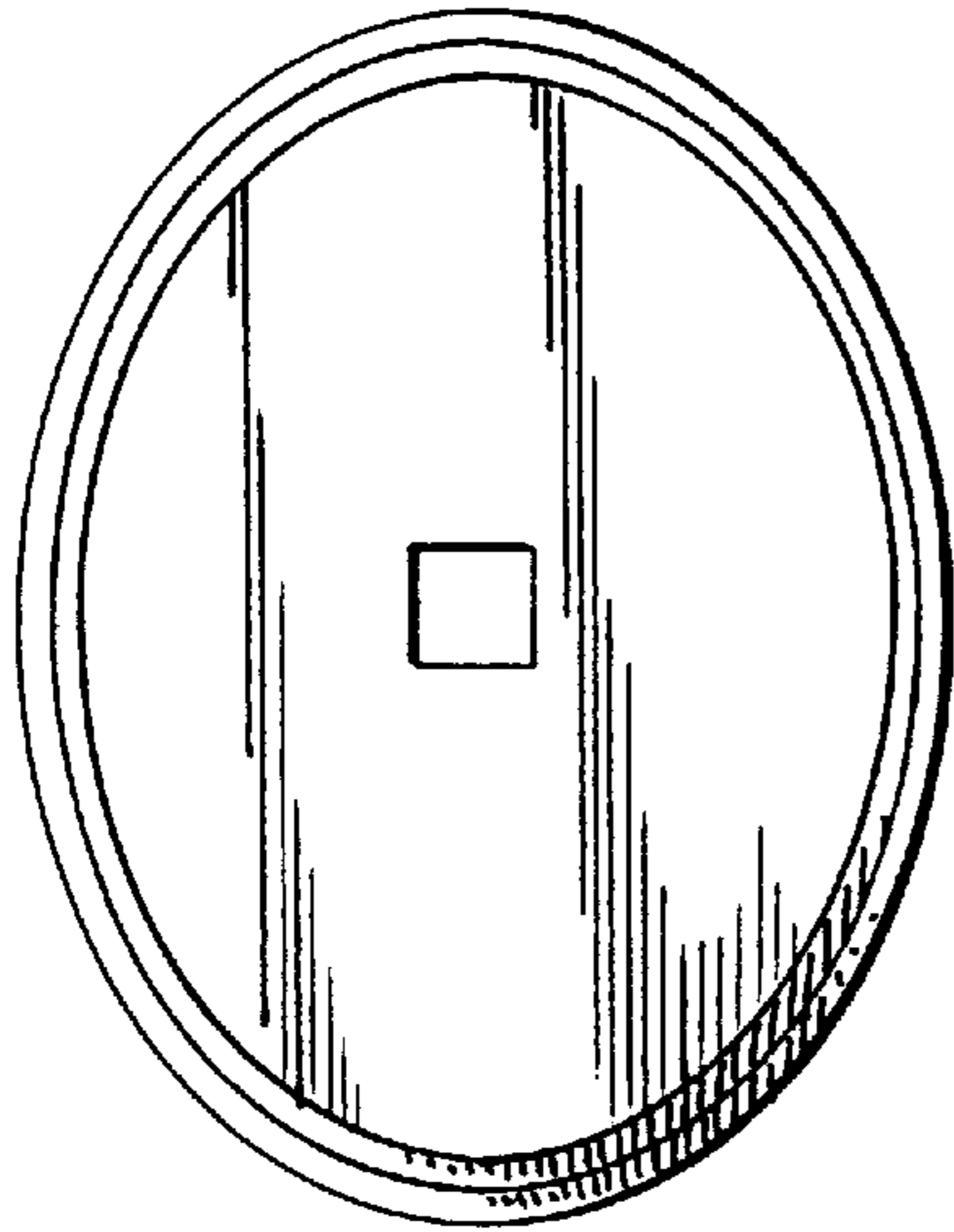


FIG. 2

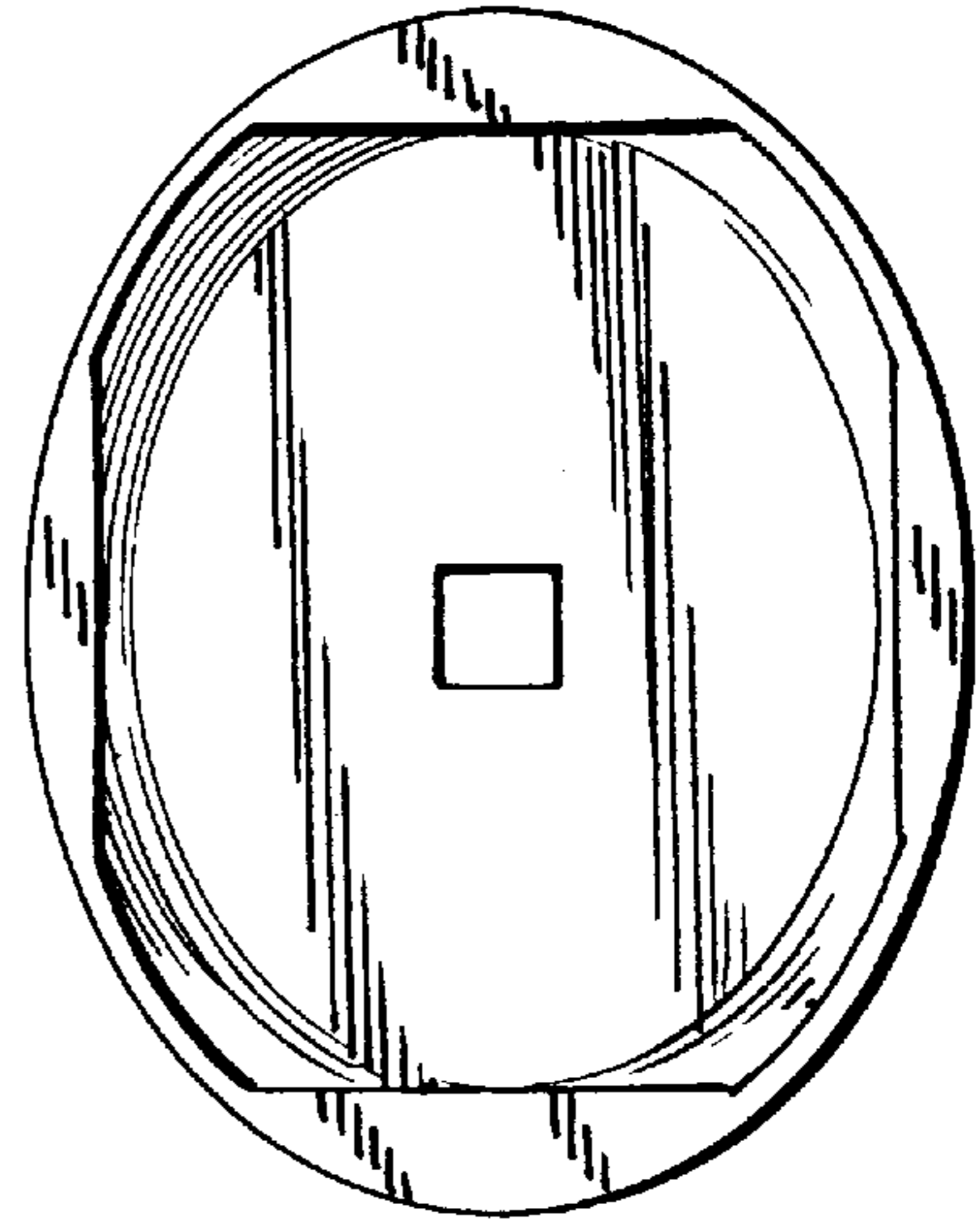


FIG. 3



FIG. 4

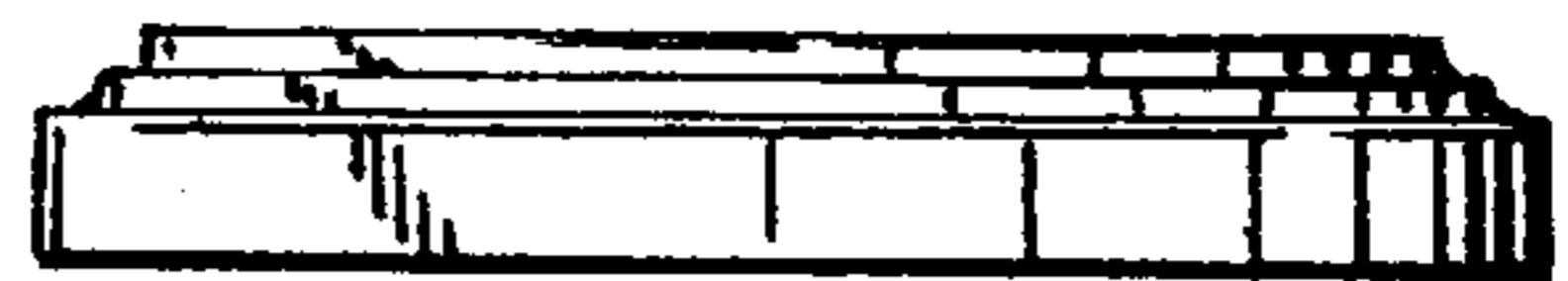


FIG. 5



FIG. 6