



US00D405975S

United States Patent [19]

Keller et al.

[11] Patent Number: **Des. 405,975**

[45] Date of Patent: ****Feb. 23, 1999**

[54] **HEADBOARD AND FOOTBOARD SET**

[76] Inventors: **H. Thomas Keller**, 103 Lost Tree La., High Point, N.C. 27265; **Scott M. Risdon**, 4900 Beaverdale Dr., Greensboro, N.C. 27406

[**] Term: **14 Years**

[21] Appl. No.: **77,913**

[22] Filed: **Oct. 14, 1997**

[51] **LOC (6) Cl.** **06-01**

[52] **U.S. Cl.** **D6/393; D6/505**

[58] **Field of Search** D6/382-384, 388-395, D6/505-508; 5/2.1, 53.1, 279.1, 280, 907

[56] **References Cited**

U.S. PATENT DOCUMENTS

D. 63,771	1/1924	Cameron .	
D. 64,773	1/1924	Cameron .	
264,758	9/1882	Richardson	5/280
D. 373,260	9/1996	James	D6/393
D. 373,486	9/1996	Keller et al.	D6/393
D. 374,562	10/1996	Mann et al.	D6/393
D. 380,917	7/1997	Keller et al.	D6/491
D. 388,984	1/1998	Wanek et al.	D6/505
1,687,952	10/1928	Stander	5/280

OTHER PUBLICATIONS

Photocopy of photograph of furniture sold by Vaughan Furniture Company, Incorporated; Style #896-29; date unknown but admitted to be prior art.

Photocopies of photographs of furniture sold by Vaughan Furniture Company, Incorporated; Style #600-33 and #600-39; date unknown but admitted to be prior art.

Photocopies of photographs of furniture sold by Vaughan Furniture Company, Incorporated; Style #600-41; date unknown but admitted to be prior art.

Photocopies of photographs of furniture sold by Vaughan Furniture Company, Incorporated; Style #600-25 and #600-27; date unknown but admitted to be prior art.

Photocopy of p. 4 of Foley's Department Store catalog; Aug. 20, 1994.

Primary Examiner—Janice E. Seeger
Attorney, Agent, or Firm—Rhodes, Coats & Bennett, L.L.P.

[57] **CLAIM**

The ornamental design for a headboard and footboard set, as shown and described.

DESCRIPTION

FIG. 1 is a perspective view of a headboard and footboard set, showing our new design;

FIG. 2 is a front elevational view of the headboard;

FIG. 3 is a side elevational view of the headboard, the opposite side being a mirror image thereof;

FIG. 4 is a top plan view of the headboard;

FIG. 5 is a front elevational view of the footboard;


FIG. 6 is a rear elevational view of the footboard;

FIG. 7 is a side elevational view of the footboard, the opposite side being a mirror image thereof;

FIG. 8 is a top plan view of the footboard; and,

FIG. 9 is an enlarged fragmentary view taken from the top left portion of the headboard, the right portion being symmetrical.

1 Claim, 4 Drawing Sheets






FIG. 1




FIG. 2



FIG. 3

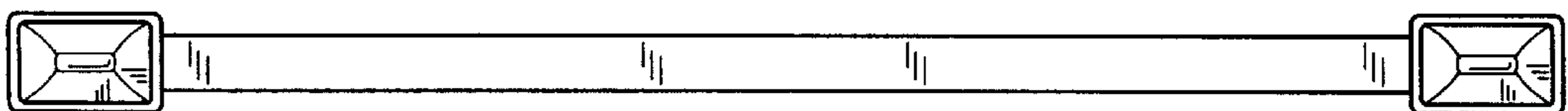


FIG. 4

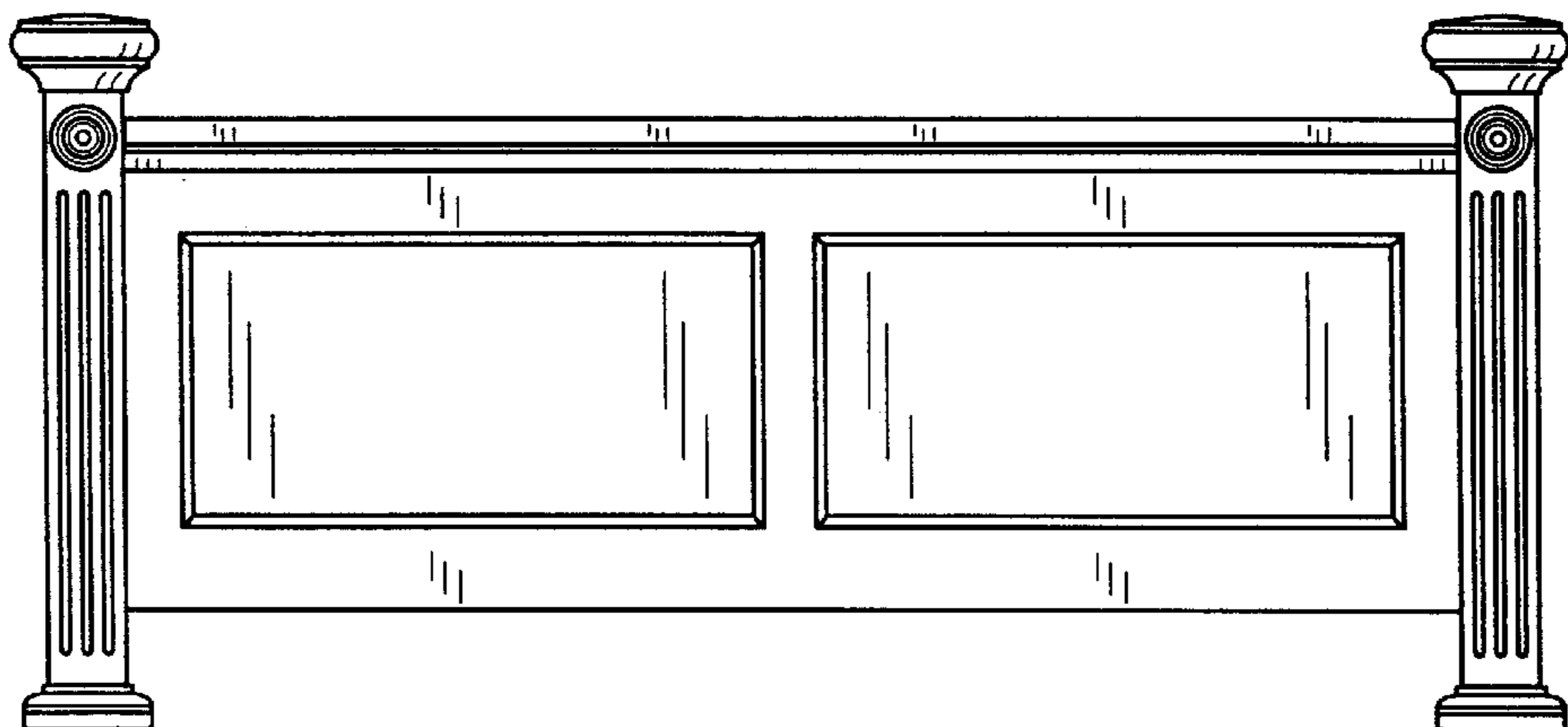


FIG. 5

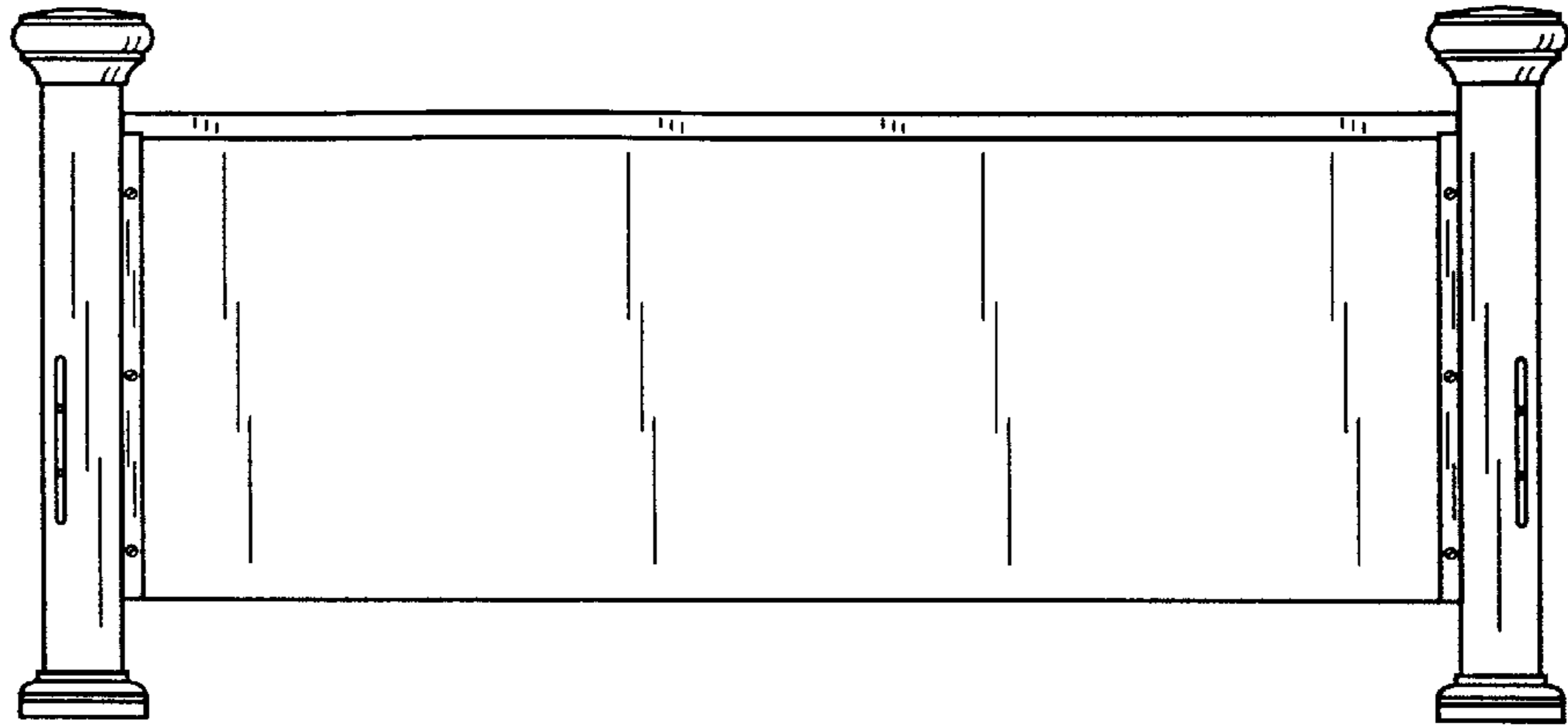


FIG. 6

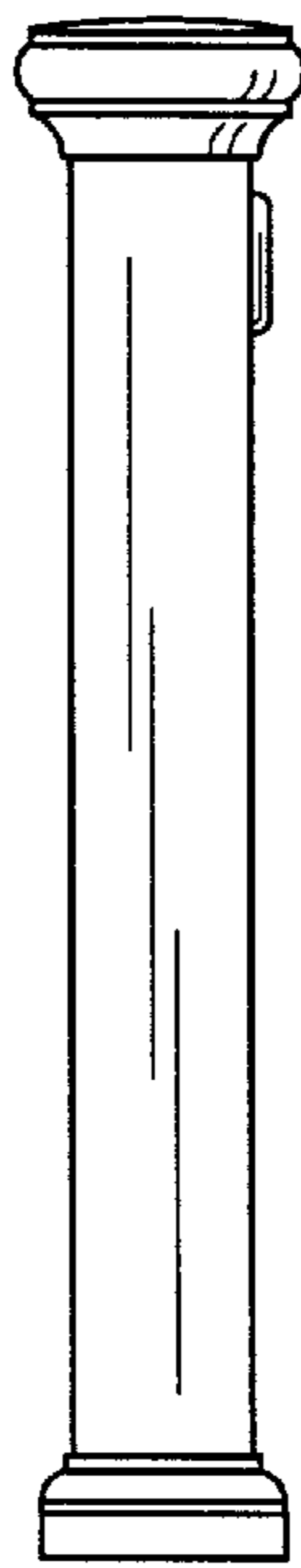


FIG. 7

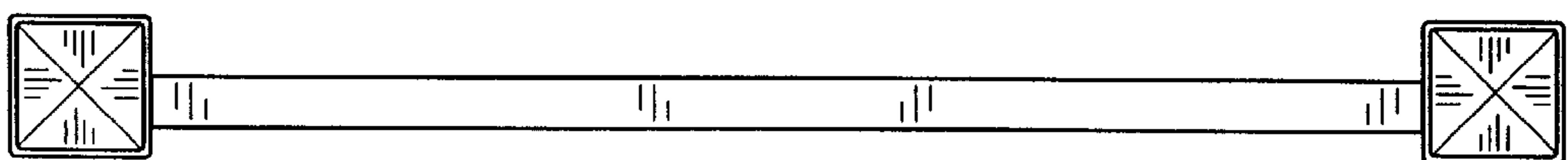


FIG. 8



FIG. 9