



US00D405960S

# United States Patent [19] King et al.

[11] Patent Number: Des. 405,960

[45] Date of Patent: \*\*Feb. 23, 1999

[54] SCRATCH BRUSH HANDLE

[75] Inventors: Paul T. King; Christopher B. Houghton, both of Chicago, Ill.

[73] Assignee: Wright-Bernet, Inc., Hamilton, Ohio

[\*\*] Term: 14 Years

[21] Appl. No.: 82,252

[22] Filed: Jan. 20, 1998

[51] LOC (6) Cl. .... 04-04

[52] U.S. Cl. .... D4/138

[58] Field of Search ..... D4/129, 130, 132, D4/138; D8/45, 90; 15/143.1, 159.1, 160, 186, 187, 191.1, 192, 193, 235.5; 16/110 R

[56] **References Cited**

U.S. PATENT DOCUMENTS

D. 188,337	7/1960	Cowley et al. ....	D8/90
D. 266,458	10/1982	Gonsalves ....	D4/129
D. 360,988	8/1995	Laubach, III et al. ....	D4/138

Primary Examiner—Alan P. Douglas  
Assistant Examiner—Lavone D. Tabor

Attorney, Agent, or Firm—Ross, Ross & Flavin

[57] **CLAIM**

The ornamental design for a scratch brush handle, as shown and described.

**DESCRIPTION**

FIG. 1 is a side elevational view of a scratch brush handle embodying our new design, the opposite side being a mirror image;

FIG. 2 is a top plan view thereof;

FIG. 3 is a bottom plan view thereof;

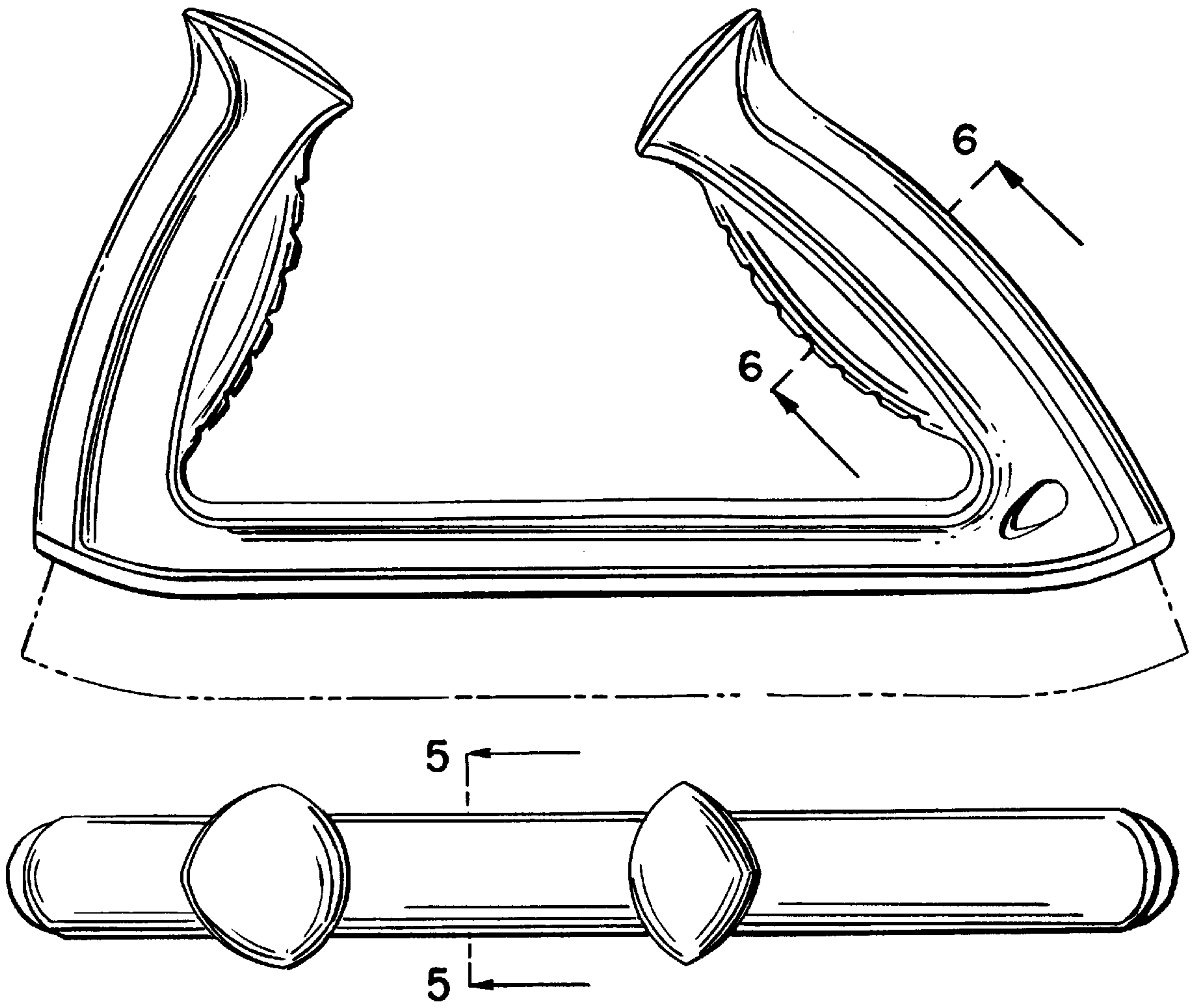
FIG. 4 is an end elevational view thereof as seen from the left of FIG. 1;

FIG. 5 is a cross sectional view taken on line 5—5 of FIG. 2; and,

FIG. 6 is a cross sectional view taken on line 6—6 of FIG. 1.

The broken line showing of brush bristles in the drawing is for illustrative purposes only and forms no part of the claimed design.

1 Claim, 1 Drawing Sheet



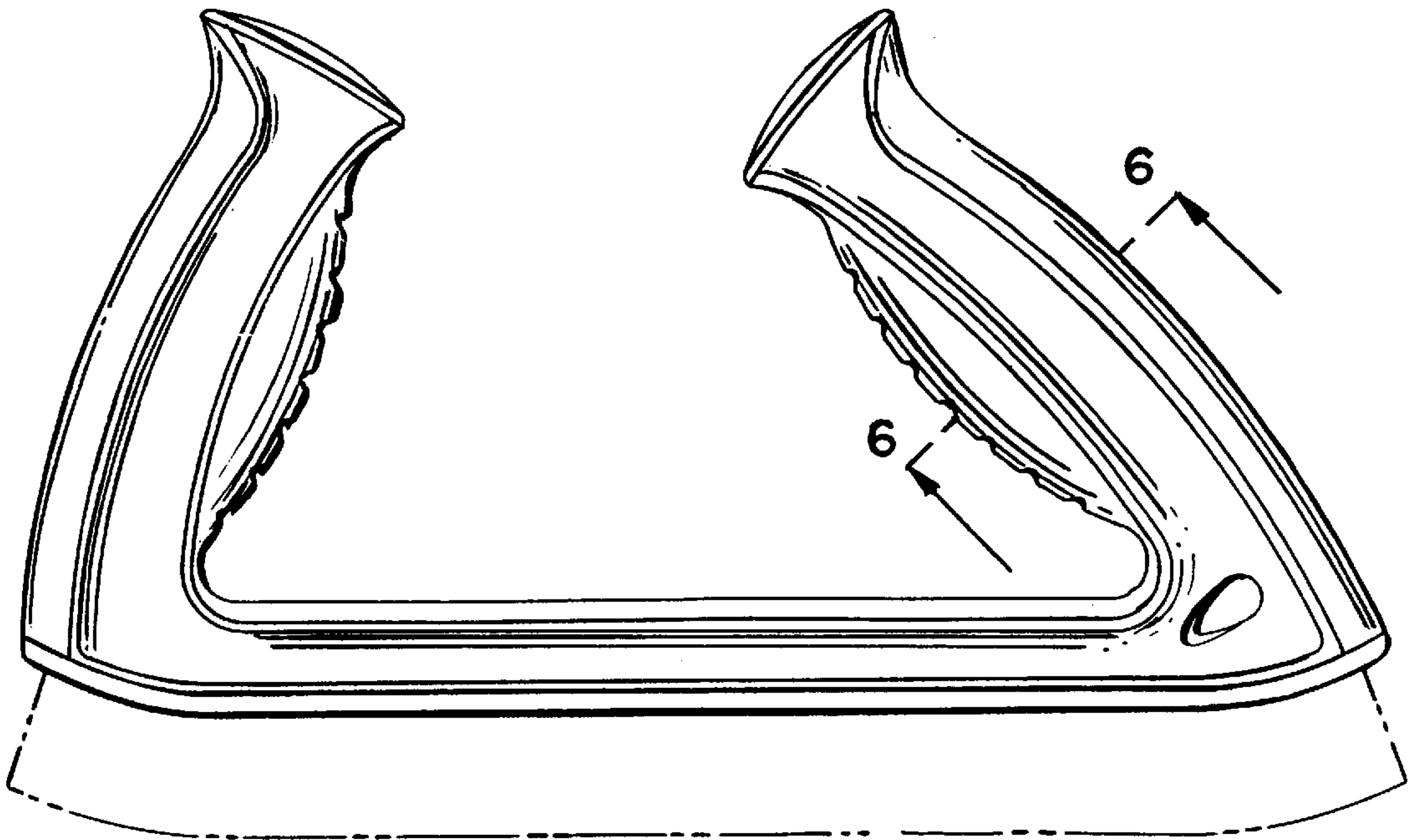


FIG. 1.

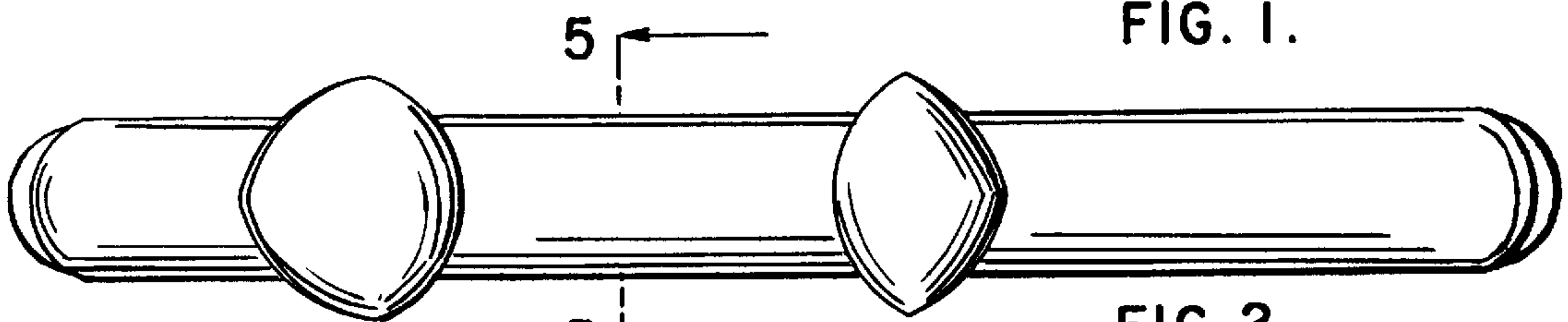


FIG. 2.

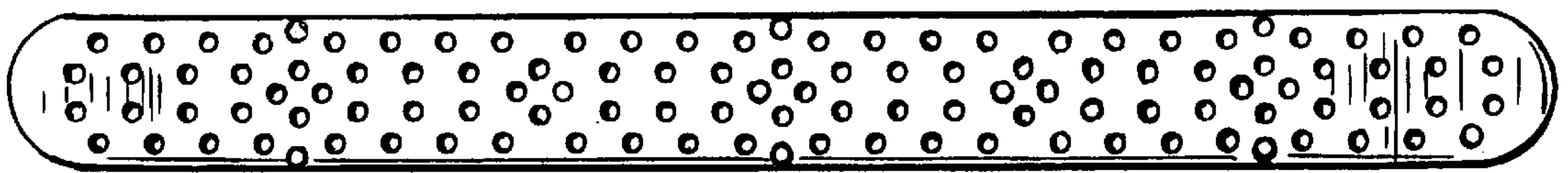


FIG. 3.

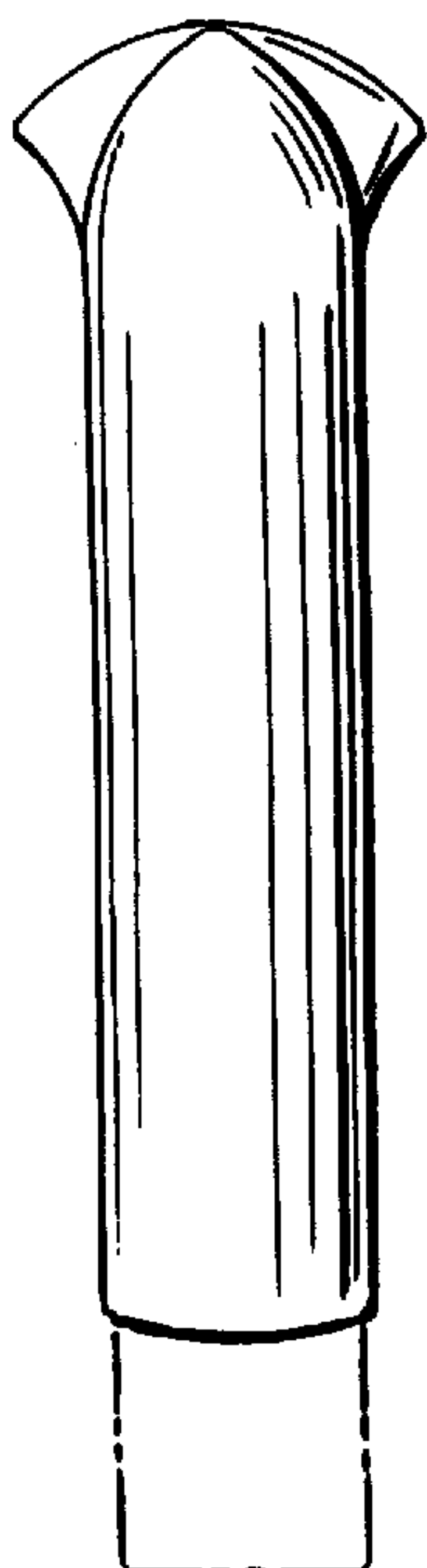


FIG. 4.

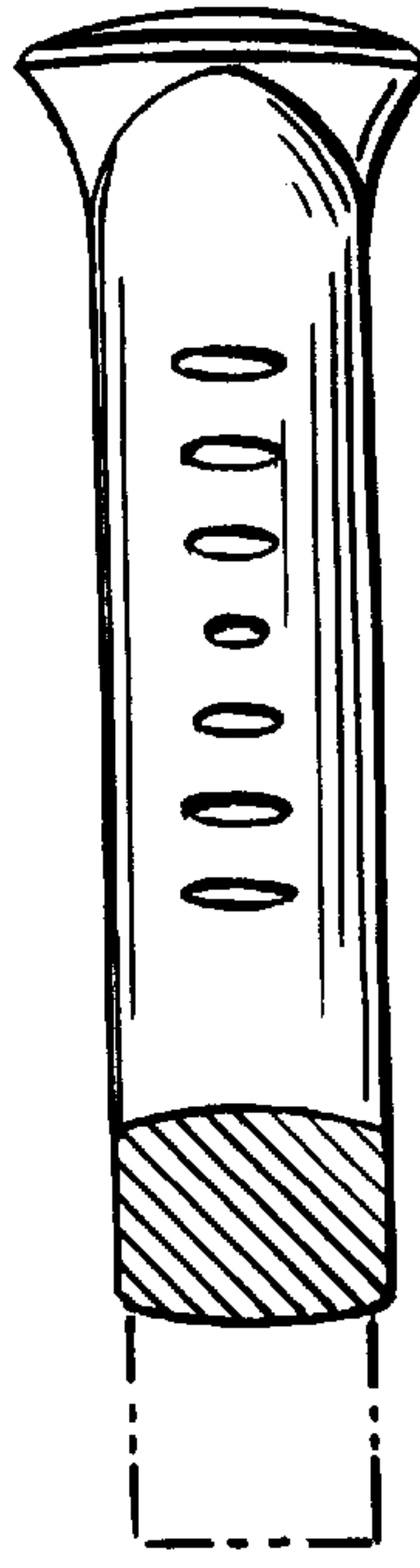


FIG. 5.




FIG. 6.