



US00D405954S

United States Patent [19]
Liu

[11] **Patent Number: Des. 405,954**

[45] **Date of Patent: **Feb. 23, 1999**

[54] **BLADE GUARD FOR A PAIR OF SCISSORS**

D. 265,147 6/1982 Jackson D3/220
2,491,307 12/1949 Fulton D19/95 X

[76] Inventor: **Cheng-Chih Liu**, No. 145, Sec. 3,
Changhsin Rd., Homei Chen, Changhua
Hsien, Taiwan

Primary Examiner—Martie K. Holtje
Attorney, Agent, or Firm—Peterson, Wicks, Nemer &
Kamrath, P.A.

[**] Term: **14 Years**

[57] **CLAIM**

[21] Appl. No.: **81,251**

The ornamental design for a blade guard for a pair of scissors, as shown and described.

[22] Filed: **Dec. 29, 1997**

DESCRIPTION

[51] **LOC (6) Cl.** **03-01**

[52] **U.S. Cl.** **D3/220; D8/57; D19/65**

[58] **Field of Search** D3/220, 201, 215;
D8/57, 102, 104, 93; D19/65, 75, 95, 99,
100; 30/151, 90.1, 368; 206/349, 5, 371;
132/76.2; 312/352; 211/70.6

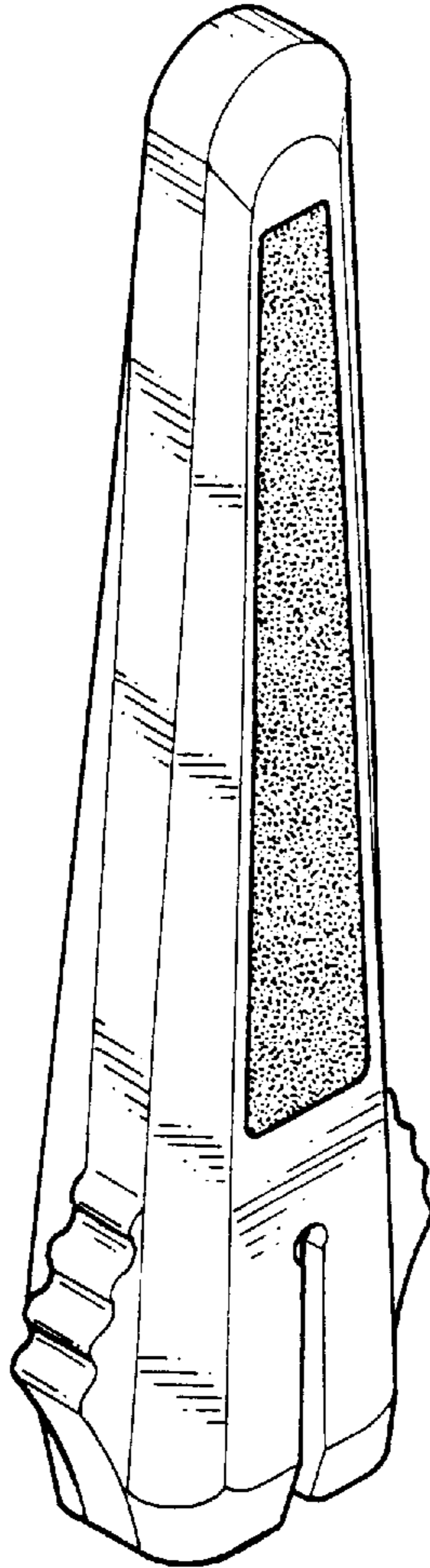
FIG. 1 is a front-left-top perspective view of a blade guard for a pair of scissors, showing my new design;
FIG. 2 is a front elevational view thereof;
FIG. 3 is a rear elevational view thereof;
FIG. 4 is a left side elevational view thereof;
FIG. 5 is a right side elevational view thereof;
FIG. 6 is a top plan view thereof;
FIG. 7 is a bottom plan view thereof; and,
FIG. 8 is a perspective view showing the blade guard being mounted on the pair of scissors, wherein the broken lines are shown for illustrative purposes only and form no part of the claimed design.

[56] **References Cited**

U.S. PATENT DOCUMENTS

D. 24,274 5/1895 Siberstein D3/220
D. 179,223 11/1956 Schwartz D8/102
D. 190,578 6/1961 Salm et al. D3/220
D. 234,058 1/1975 Stahel D8/57
D. 255,507 6/1980 Gingher, Jr. D3/220

1 Claim, 4 Drawing Sheets



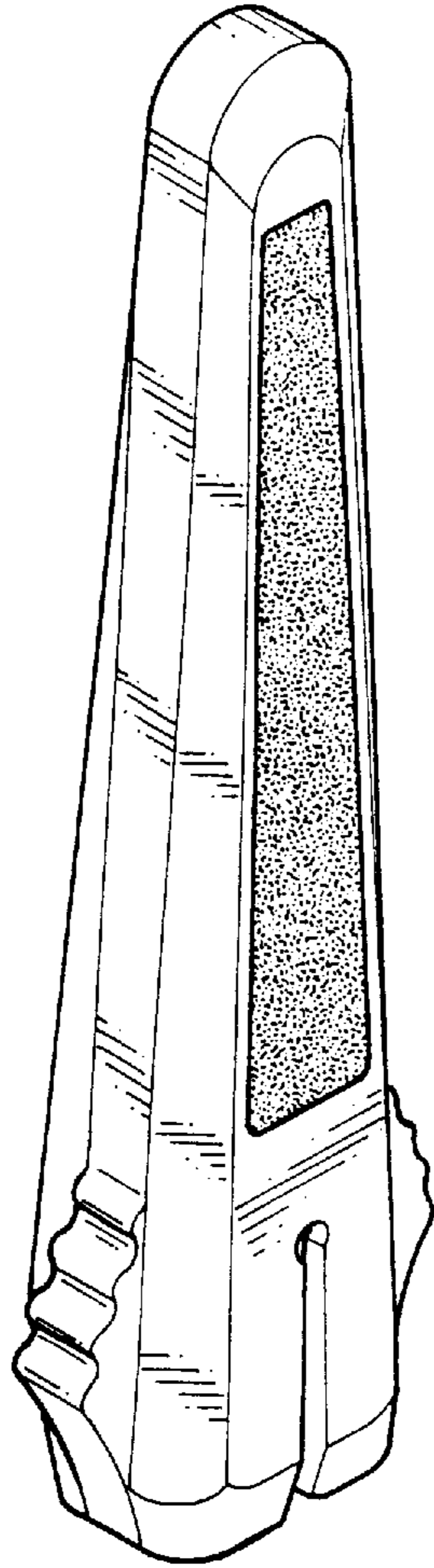


FIG. 1

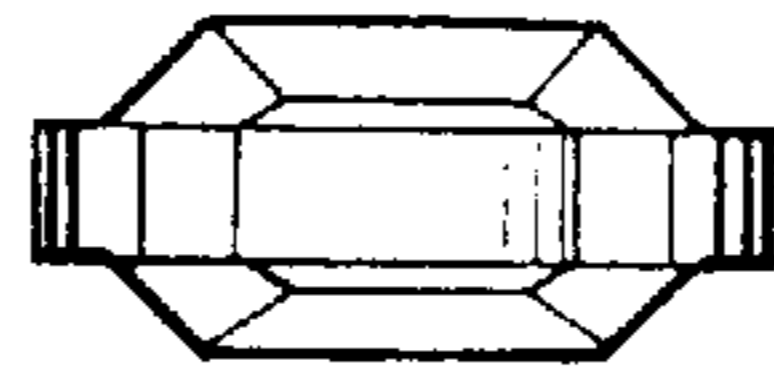


FIG. 6

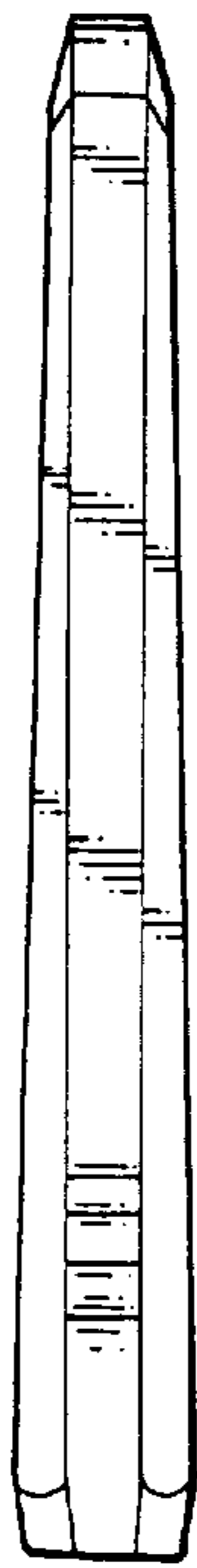


FIG. 4

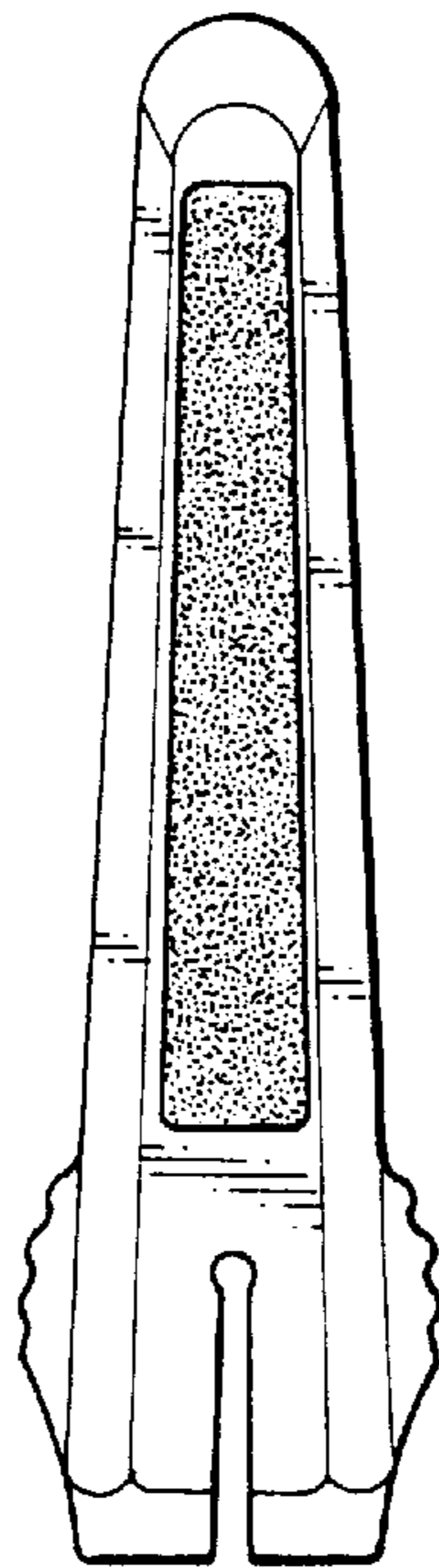


FIG. 2



FIG. 5

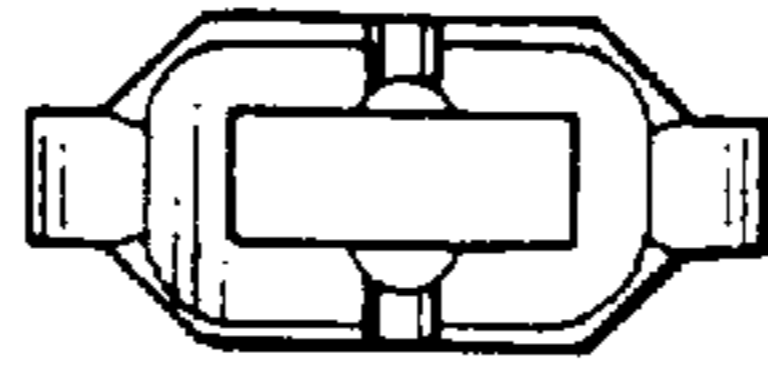


FIG. 7

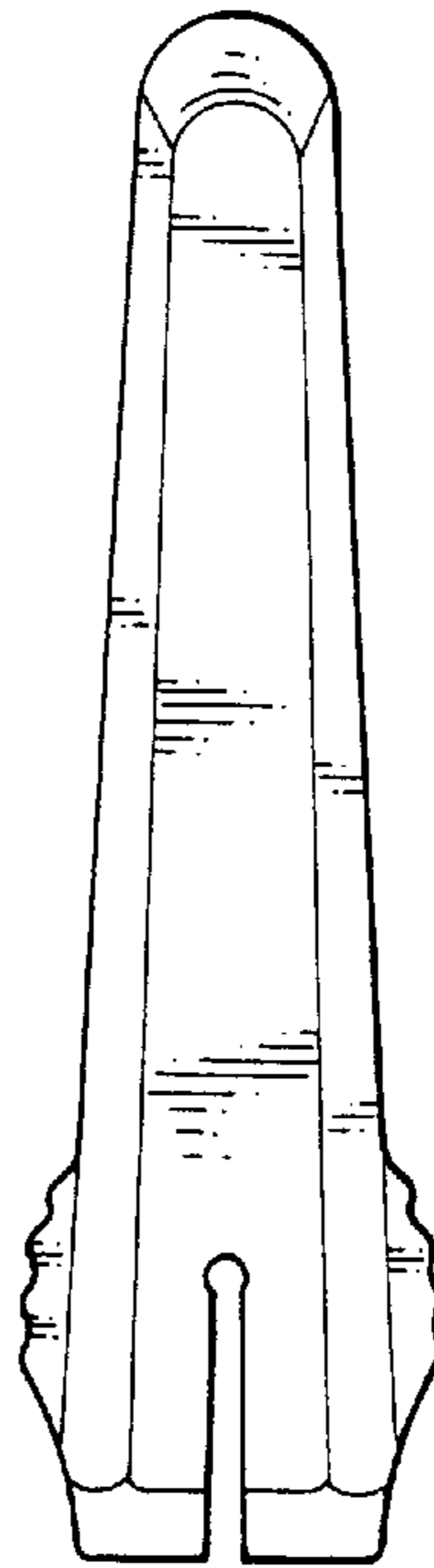


FIG. 3

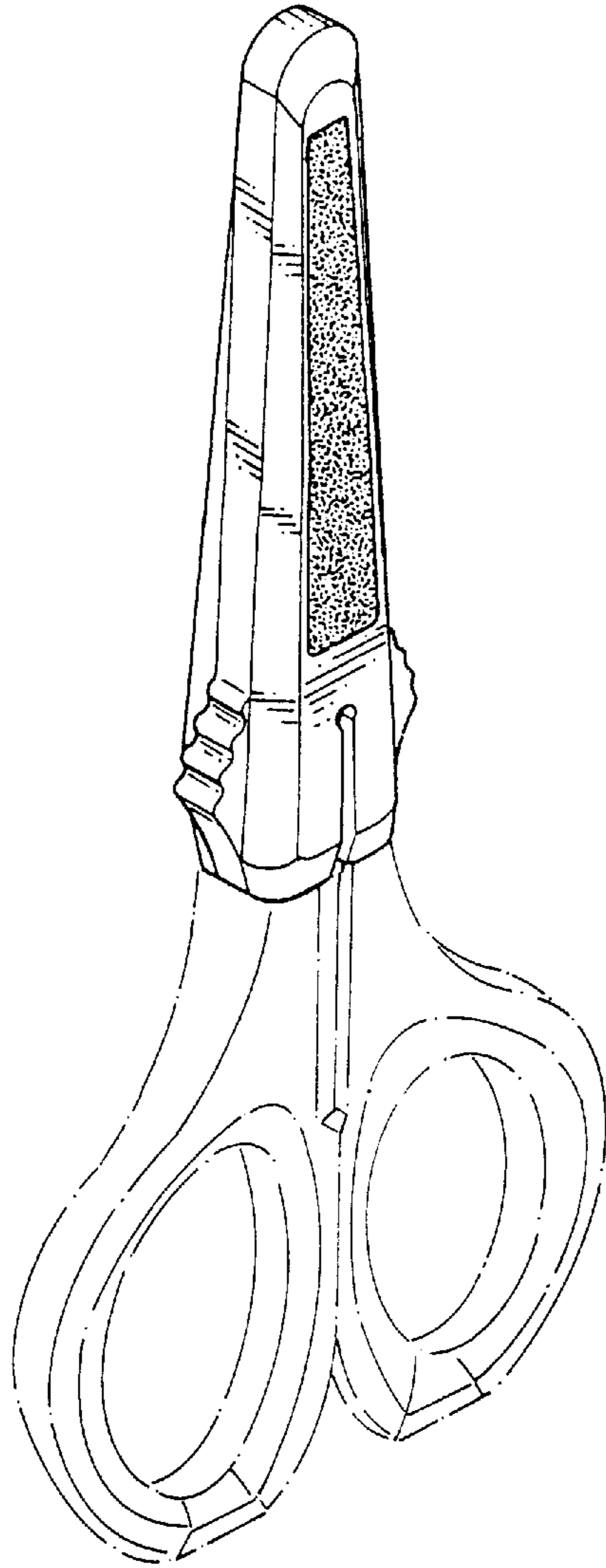


FIG. 8