



US00D405867S

United States Patent [19]

Denkewicz, Jr. et al.

[11] Patent Number: **Des. 405,867**

[45] Date of Patent: ****Feb. 16, 1999**

[54] **WATER PURIFIER**

[75] Inventors: **Raymond P. Denkewicz, Jr.**, Warwick, R.I.; **Roger H. Gagnon**, Framingham, Mass.; **Stephen E. Lane**, Jamestown, R.I.; **Daniel J. Nelsen**; **Aidan J. Petrie**, both of Providence, R.I.

[73] Assignee: **Fountainhead Technologies, Inc.**, Smithfield, R.I.

[**] Term: **14 Years**

[21] Appl. No.: **78,991**

[22] Filed: **Nov. 3, 1997**

[51] **LOC (6) Cl.** **23-01**

[52] **U.S. Cl.** **D23/209**

[58] **Field of Search** D23/200, 207, D23/209; 210/323.2, 341, 282, 497.01, 460

[56] **References Cited**

U.S. PATENT DOCUMENTS

D. 385,946	11/1997	Harrison et al.	D23/209
4,267,039	5/1981	Ryan	210/323.2
4,647,377	3/1987	Miura	210/323.2

Primary Examiner—Freda Nunn
Assistant Examiner—Robin V. Taylor
Attorney, Agent, or Firm—Dean W. Russell; Kilpatrick Stockton LLP

[57] **CLAIM**

The ornamental design for a water purifier, as shown and described.

DESCRIPTION

FIG. 1 is a perspective view of a water purifier showing our new design;
FIG. 2 is a top plan view of the water purifier design of FIG. 1;
FIG. 3 is a bottom plan view of the water purifier design of FIG. 1;
FIG. 4 is a front elevational view of the water purifier design of FIG. 1;
FIG. 5 is a rear elevational view of the water purifier design of FIG. 1;
FIG. 6 is a left side elevational view of the water purifier design of FIG. 1; and,
FIG. 7 is a right side elevational view of the water purifier design of FIG. 1.

1 Claim, 2 Drawing Sheets

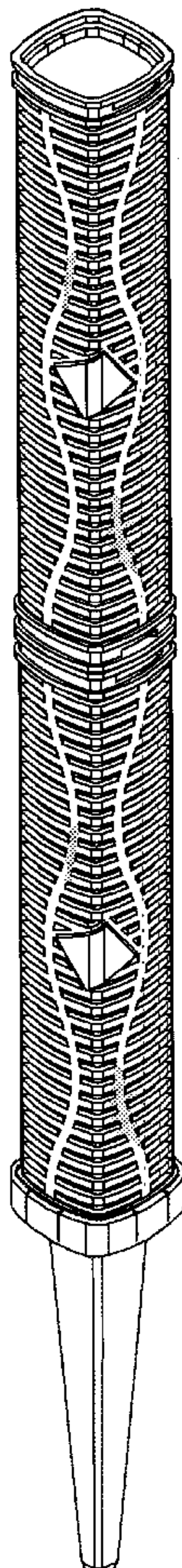


FIG. 1

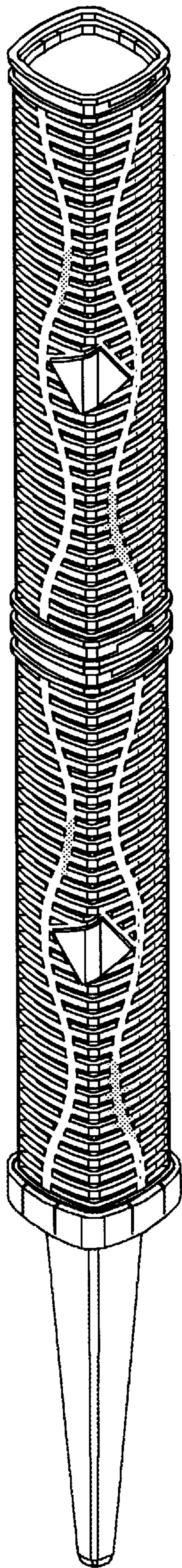


FIG. 2

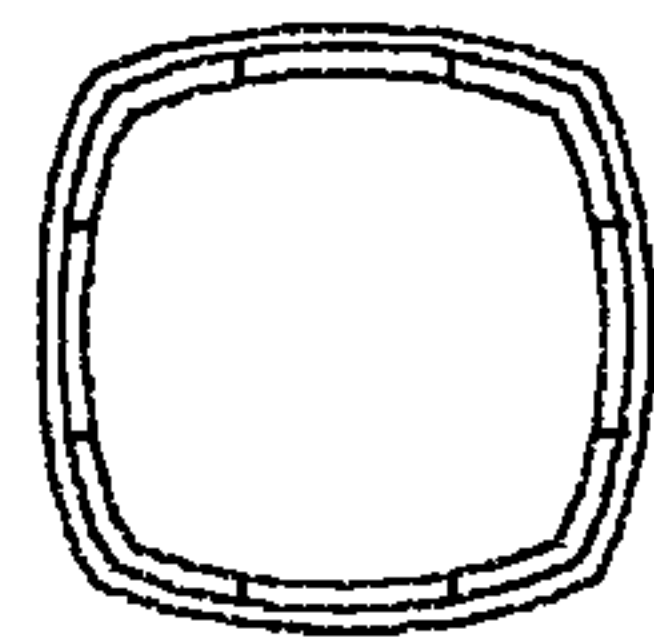
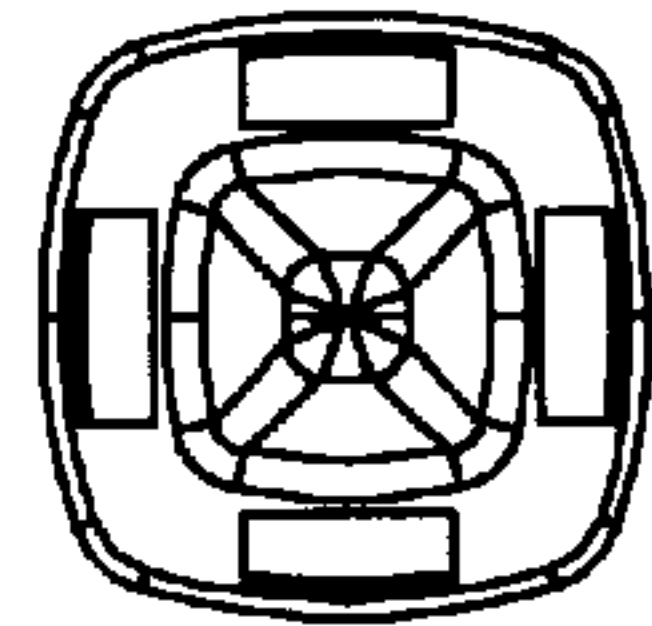


FIG. 3



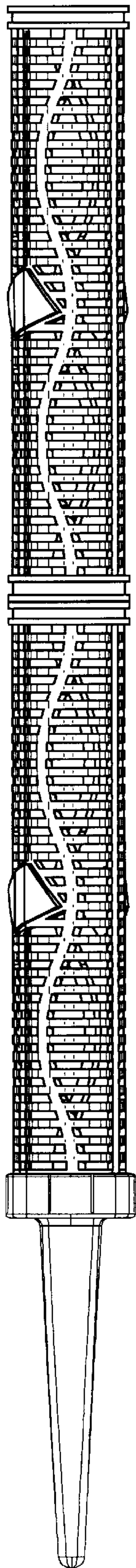


FIG. 4

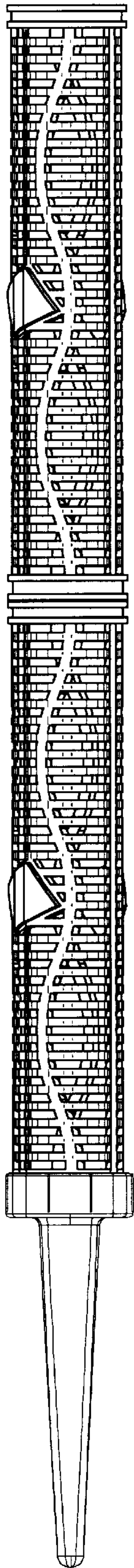


FIG. 5

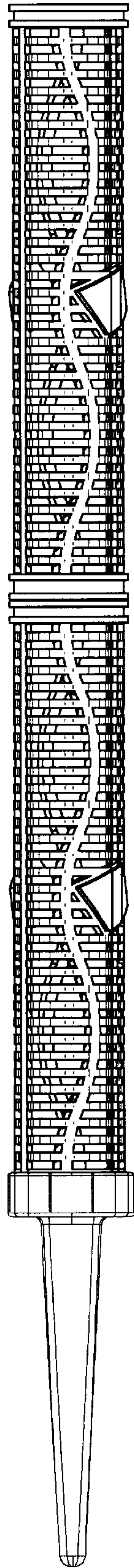


FIG. 6

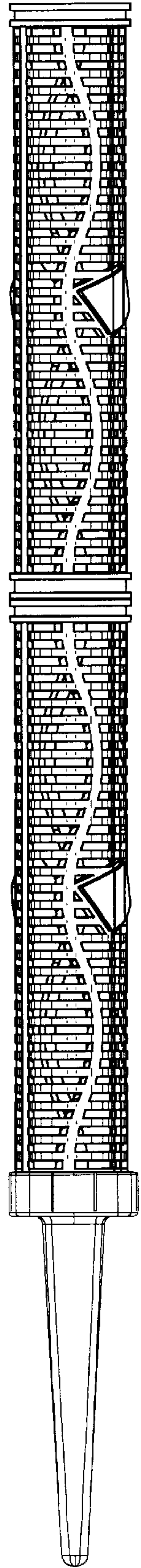


FIG. 7