



US00D405858S

United States Patent [19]
Wolff

[11] **Patent Number: Des. 405,858**

[45] **Date of Patent: **Feb. 16, 1999**

[54] **GOLF BALL MARKER**

[76] Inventor: **David A. Wolff**, 8295 Red Maple Dr., Cincinnati, Ohio 45244

[**] Term: **14 Years**

[21] Appl. No.: **685,563**

[22] Filed: **Apr. 12, 1991**

Related U.S. Application Data

[63] Continuation of Ser. No. 541,336, Jun. 21, 1990, abandoned.

[51] **LOC (6) Cl.** **21-02**

[52] **U.S. Cl.** **D21/759; D21/386; D21/390**

[58] **Field of Search** D21/234, 51, 53, D21/759, 386, 390; 273/32 A; D11/81, 141

[56] **References Cited**

U.S. PATENT DOCUMENTS

D. 169,125	3/1953	Cheresh	D11/141
D. 194,545	2/1963	Collignon	D21/34
D. 269,981	8/1983	Elliano	D21/14
D. 350,990	9/1994	Taylor	D21/24

2,994,967	8/1961	Klamer et al.	434/259
3,850,434	11/1974	Ockenfels	273/274
4,521,018	6/1985	Cotchonis	273/32 A

FOREIGN PATENT DOCUMENTS

172434	11/1905	Germany	434/259
--------	---------	---------	-------	---------

OTHER PUBLICATIONS

Handbook of Designs and Devices by Hornung, p. 3, top row, and p. 15, item 128.

Primary Examiner—B. J. Bullock
Attorney, Agent, or Firm—Wood, Herron & Evans, L.L.P.

[57] **CLAIM**

The ornamental design for a golf ball marker, as shown and described.

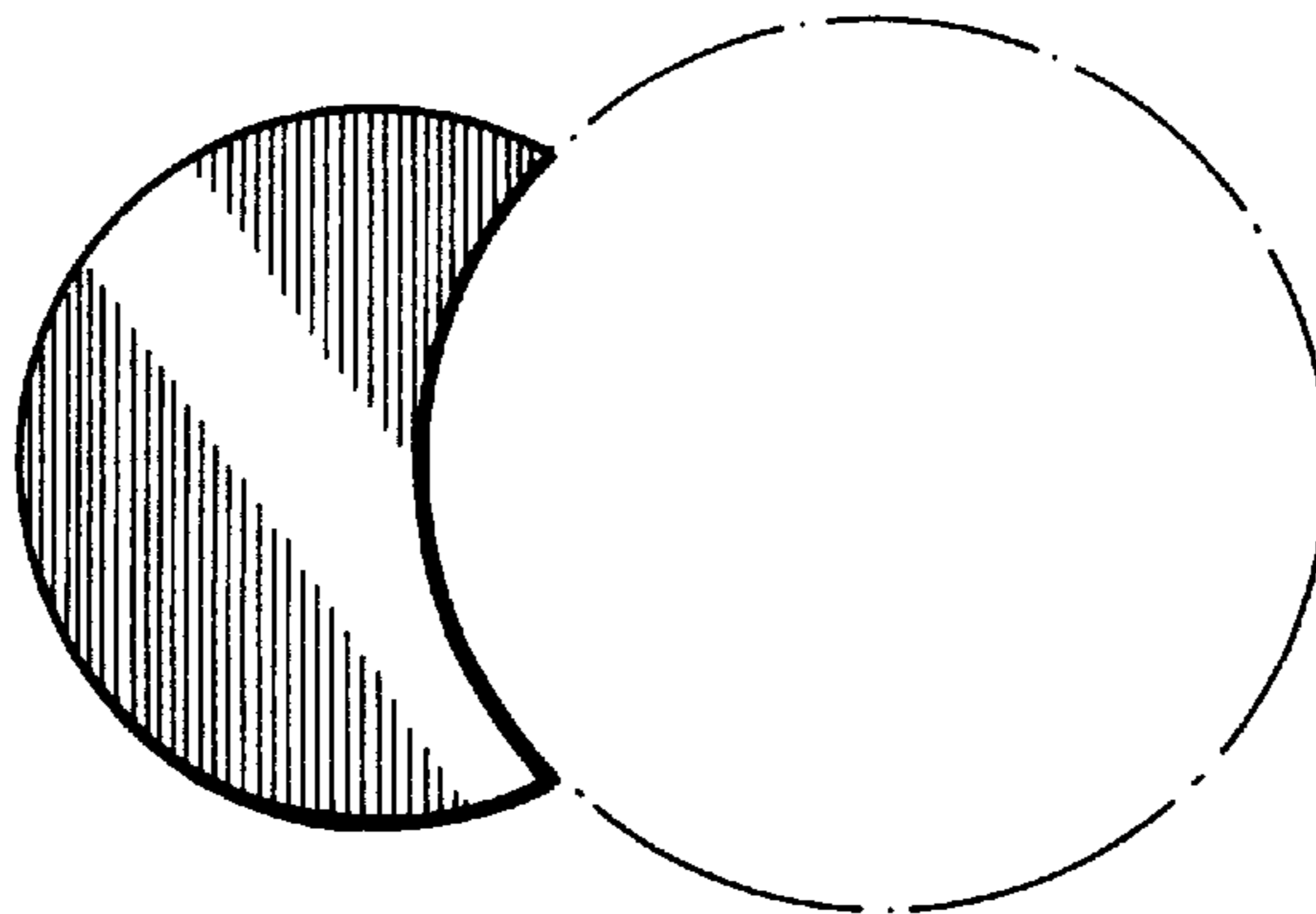
DESCRIPTION

FIG. 1 is a top plan view of a golf ball marker showing my new design, the bottom view being a mirror image thereof; and,

FIG. 2 is a side view thereof, the other side being a mirror image thereof.

The broken line showing a golf ball is for illustrative purposes only and forms no part of my design.

1 Claim, 1 Drawing Sheet



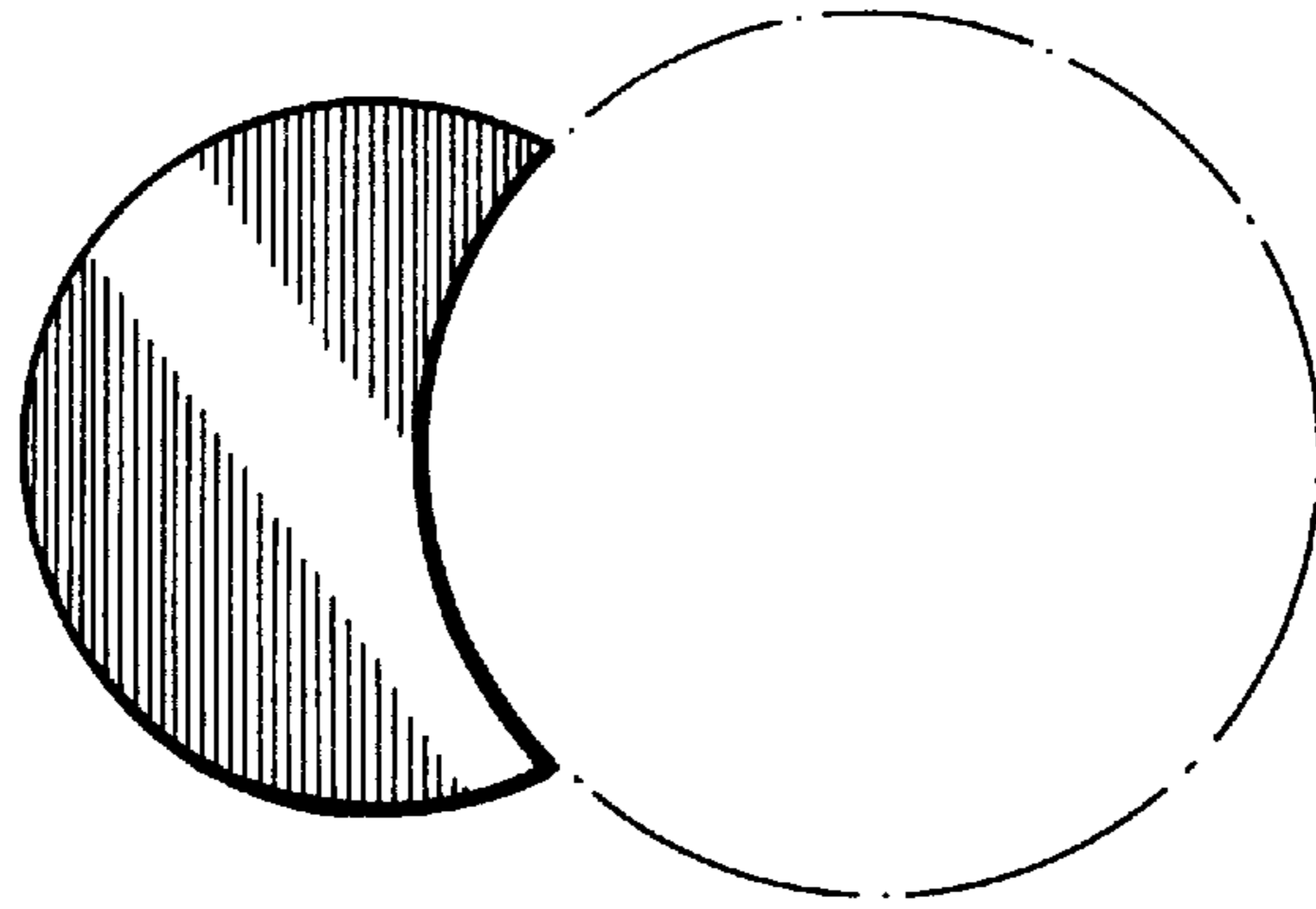


FIG. 1

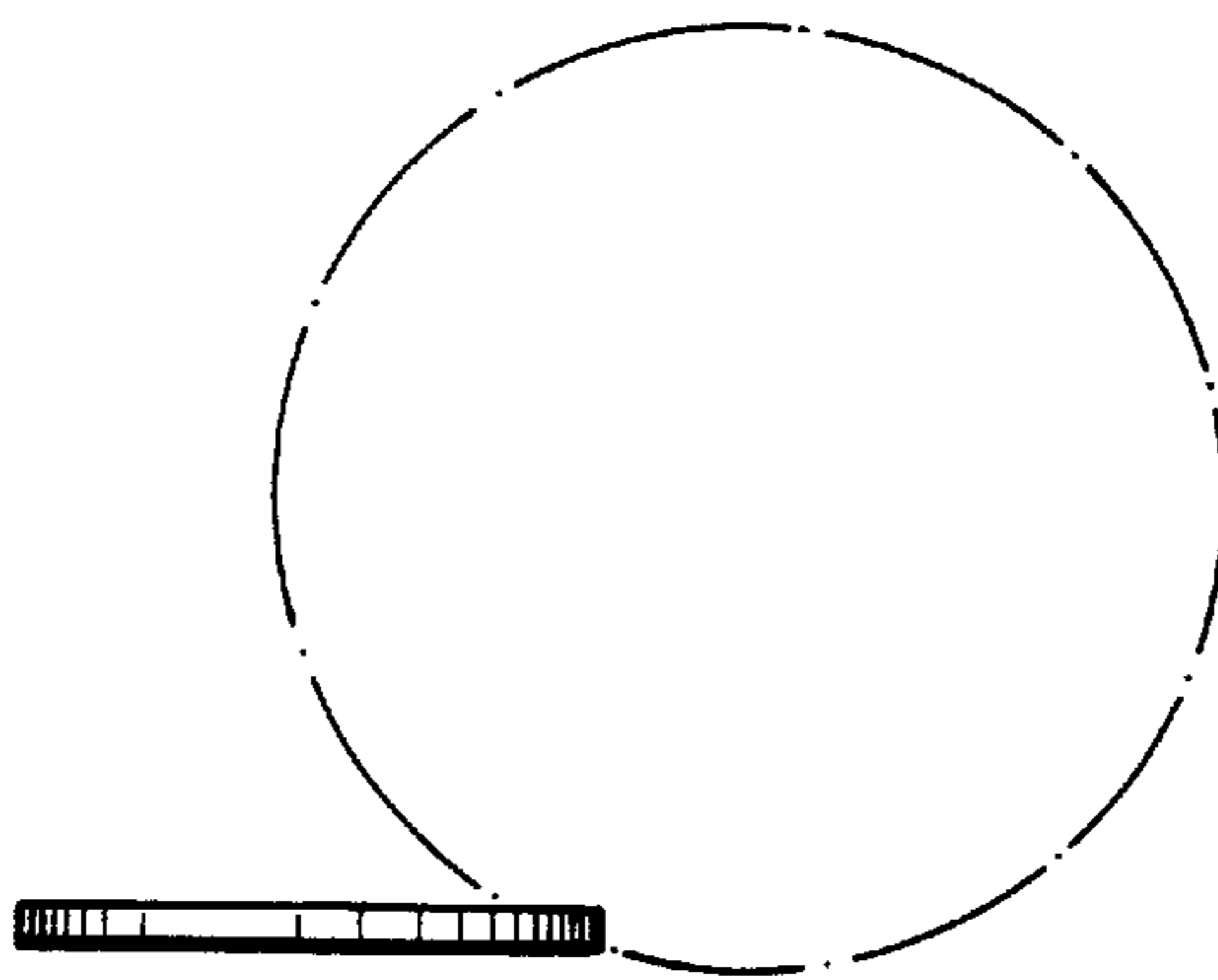


FIG. 2