



US00D405825S

United States Patent [19]

Karten

[11] **Patent Number: Des. 405,825**

[45] **Date of Patent: **Feb. 16, 1999**

[54] **EMBOSSED AND DECORATED SPINE
PANEL AND COVER FOR RING BINDER**

3,335,508 8/1967 Hummel 402/3 X
3,335,510 8/1967 Littler 402/3 X

[75] Inventor: **Stuart Allan Karten**, Venice, Calif.

Primary Examiner—Martie K. Holtje
Attorney, Agent, or Firm—Oppenheimer Wolff & Donnelly
LLP

[73] Assignee: **Avery Dennison Corporation**,
Pasadena, Calif.

[**] Term: **14 Years**

[57] CLAIM

[21] Appl. No.: **84,213**

The ornamental design for a embossed and decorated spine panel and cover for ring binder, as shown and described.

[22] Filed: **Feb. 26, 1998**

DESCRIPTION

[51] **LOC (6) Cl.** **19-04**

FIG. 1 is a front perspective view from the right side of my embossed and decorated spine panel and cover for ring binder;

[52] **U.S. Cl.** **D19/27; D19/99; D19/32;**
D19/26

FIG. 2 is a front elevational view thereof;

[58] **Field of Search** D19/26, 27, 32,
D19/33, 1, 2, 6, 99, 100; 281/3.1, 15.1,
19.1, 20, 21.2, 22, 27.1, 27.3, 28, 29, 36,
37, 38, 45, 51; 402/3, 4, 79, 80 R

FIG. 3 is a top view thereof, with the bottom view being the mirror image thereof;

FIG. 4 is a right side elevational view thereof; and,

FIG. 5 is a cross-sectional view taken along line 5—5 of FIG. 2.

[56] References Cited

The remainder of the ring binder notebook structure depicted by means of broken lines of FIGS. 1 and 3 has been shown for illustrative purposes only and forms no part of the claimed design.

U.S. PATENT DOCUMENTS

D. 85,197	9/1931	Papapetrou	D19/6
D. 103,997	4/1937	Mouteney	D19/26
D. 234,927	4/1975	Putt	D19/26
D. 354,768	1/1995	Muller et al.	D19/27

1 Claim, 4 Drawing Sheets

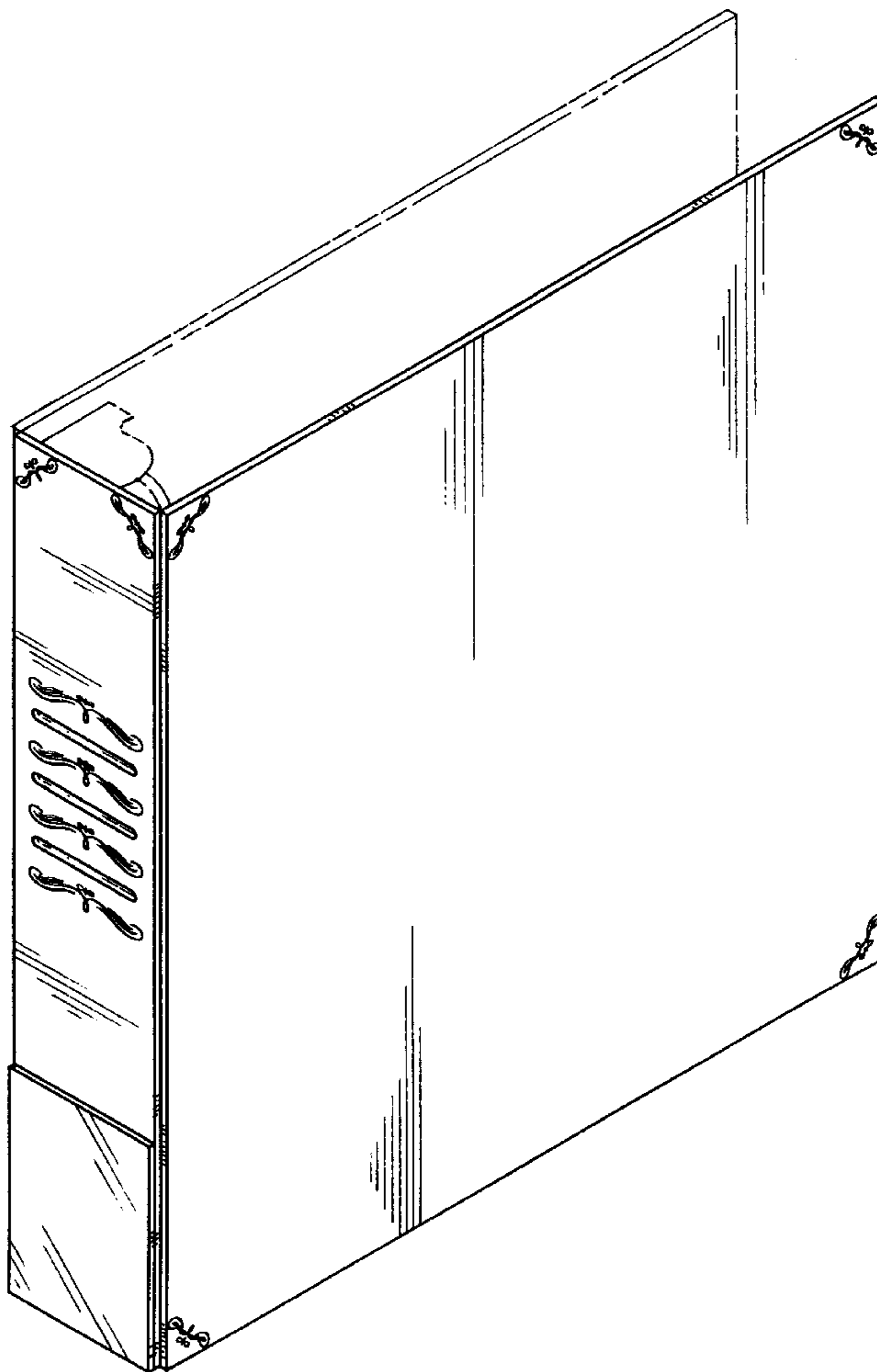


FIG. 1

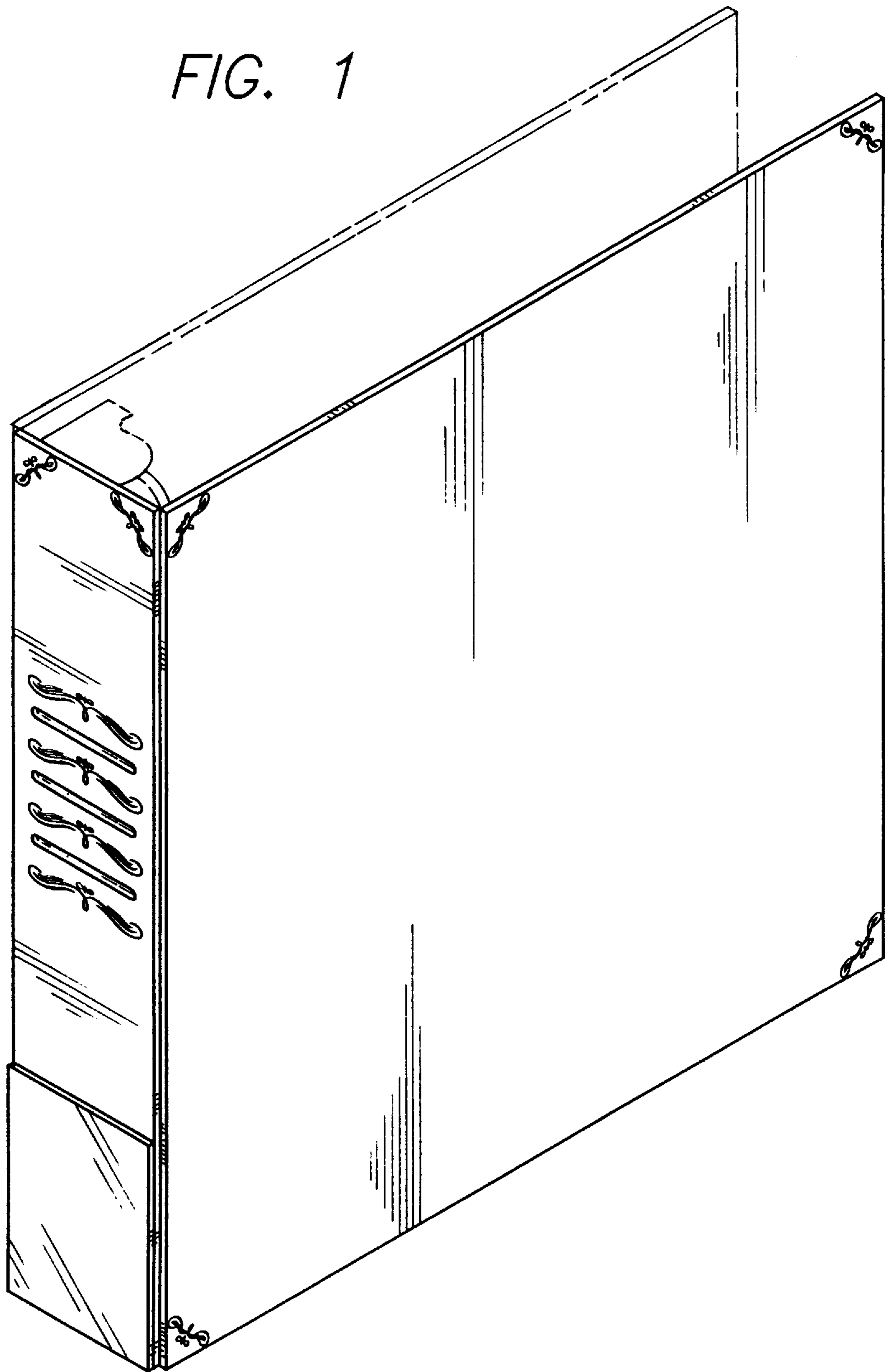


FIG. 2

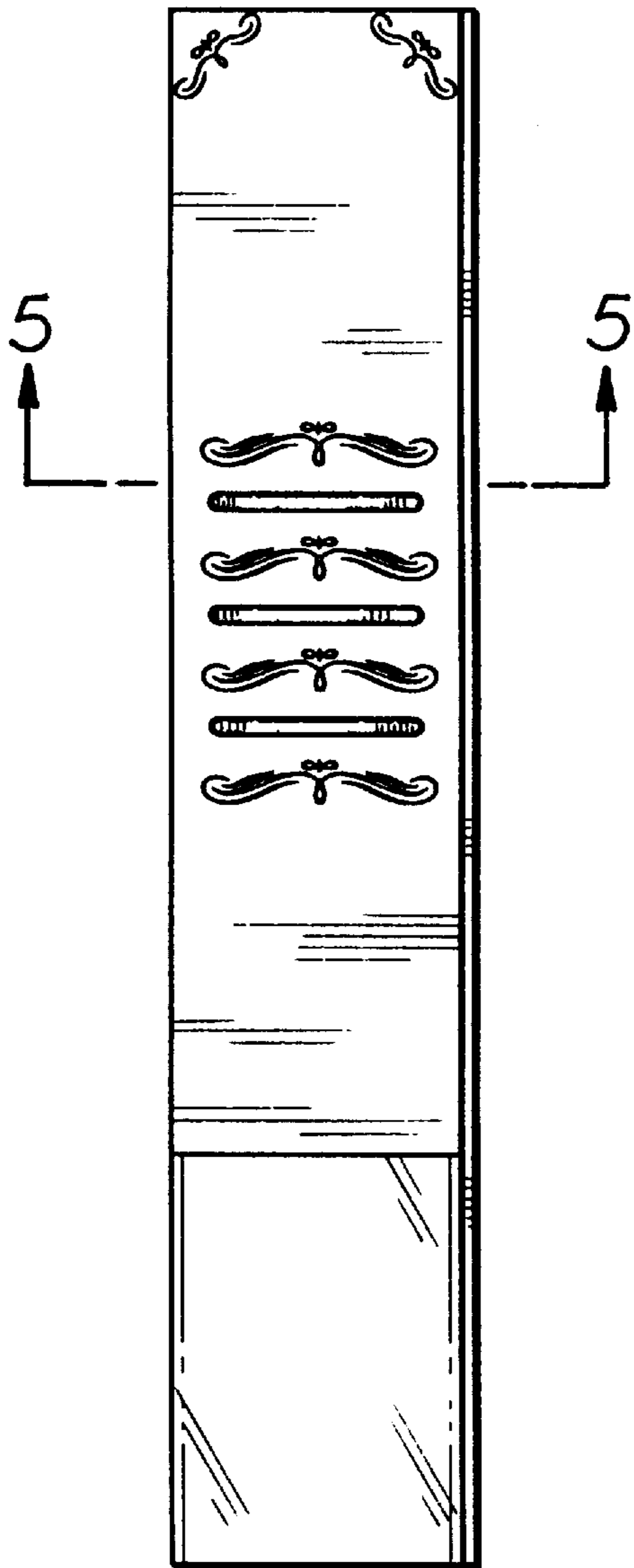


FIG. 3




FIG. 4




FIG. 5

