



US00D405818S

# United States Patent [19] de Bruyn

[11] **Patent Number: Des. 405,818**

[45] **Date of Patent: \*\*Feb. 16, 1999**

[54] **PAIR OF EYEGLASS TEMPLES**

[75] Inventor: **Christian de Bruyn**, Munich, Germany

[73] Assignee: **Optische Werke G. Rodenstock**,  
Germany

[\*\*] Term: **14 Years**

[21] Appl. No.: **77,487**

[22] Filed: **Oct. 2, 1997**

[30] **Foreign Application Priority Data**

Apr. 3, 1997 [DE] Germany ..... M 97 03 310.3

[51] **LOC (6) Cl.** ..... **16-06**

[52] **U.S. Cl.** ..... **D16/335**

[58] **Field of Search** ..... D16/300, 303-310,  
D16/313-330, 335-338; 351/41, 44, 51,  
52, 111, 113-114, 118-123, 136, 138, 158;  
2/448, 449

[56] **References Cited**

**U.S. PATENT DOCUMENTS**

D. 164,889 10/1951 Weissman ..... D16/335

D. 382,293	8/1997	Rocco	.....	D16/335
3,533,687	10/1970	Herzig	.....	351/111
4,618,226	10/1986	Sartor et al.	.....	351/111
5,627,608	5/1997	Chao	.....	351/113
5,666,181	9/1997	Conway	.....	351/111

*Primary Examiner*—Raphael Barkai  
*Attorney, Agent, or Firm*—Evenson, McKeown, Edwards & Lenahan, P.L.L.C.

[57] **CLAIM**

The ornamental design for pair of eyeglass temples, as shown and described.

**DESCRIPTION**

FIG. 1 is a top plan view of a pair of eyeglass temples showing my new design;  
FIG. 2 is a front elevational view thereof;  
FIG. 3 is a right side view thereof; and,  
FIG. 4 is a top plan view of the temple spring, shown separately for ease of illustration only.  
The broken line showing of the eyeglass frame in FIGS. 1-3 is for ease of illustration only and forms no part of the claimed design.

**1 Claim, 3 Drawing Sheets**





FIG. 1

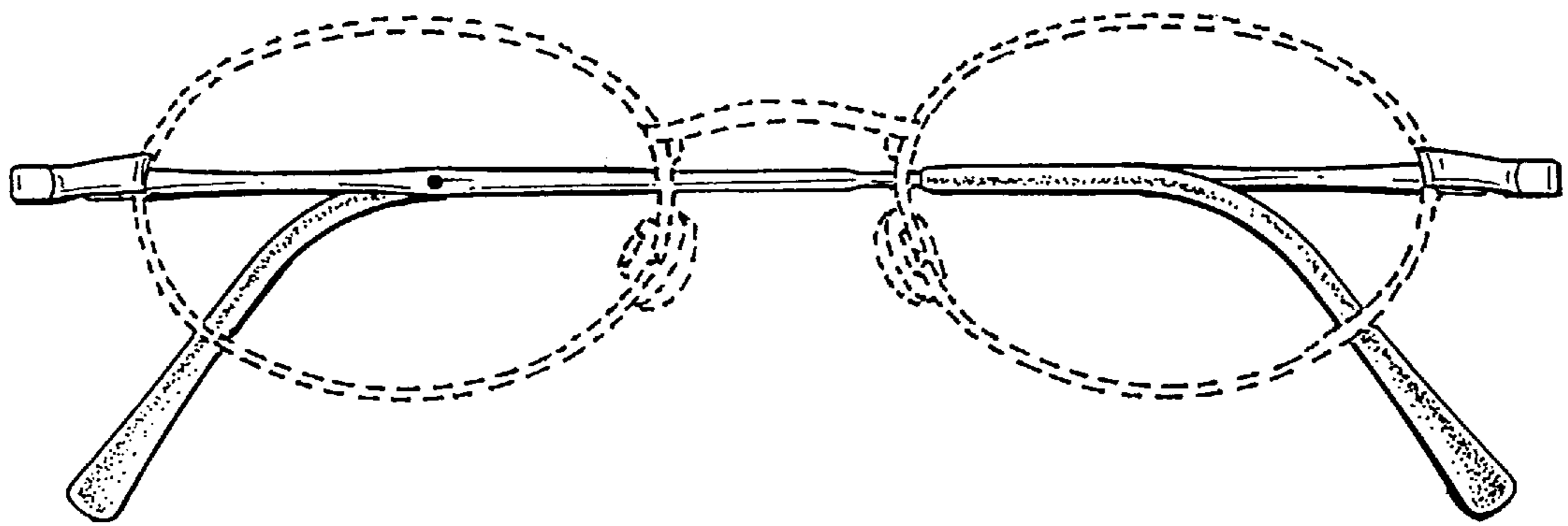


FIG. 2

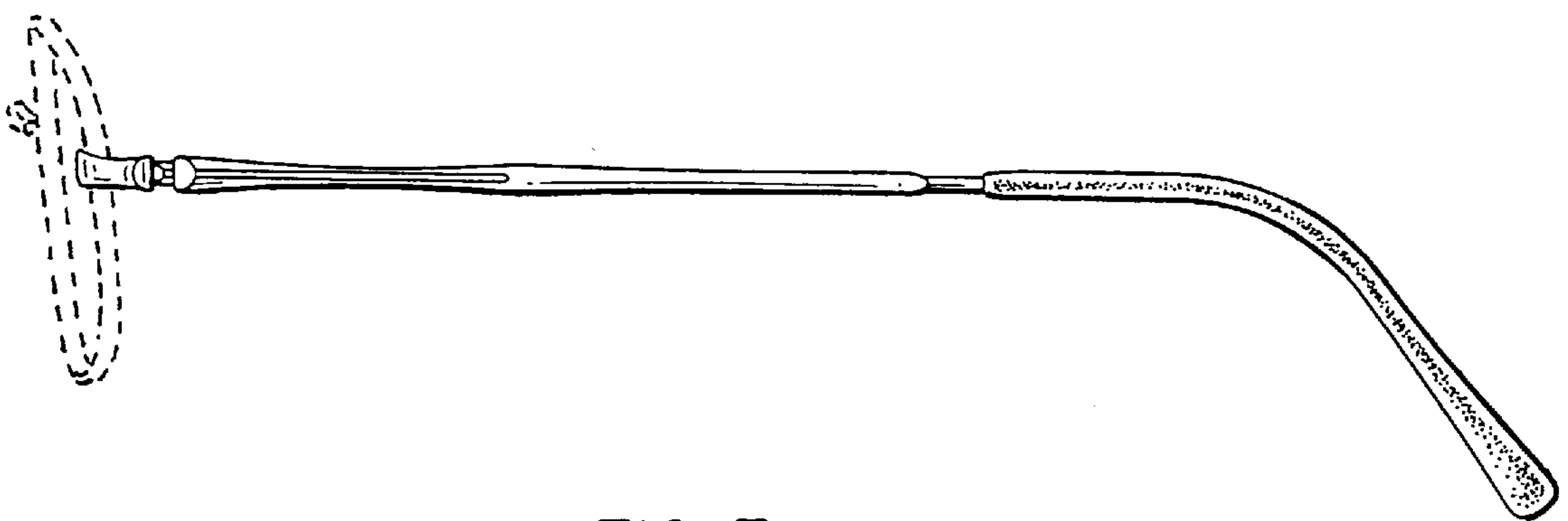


FIG. 3

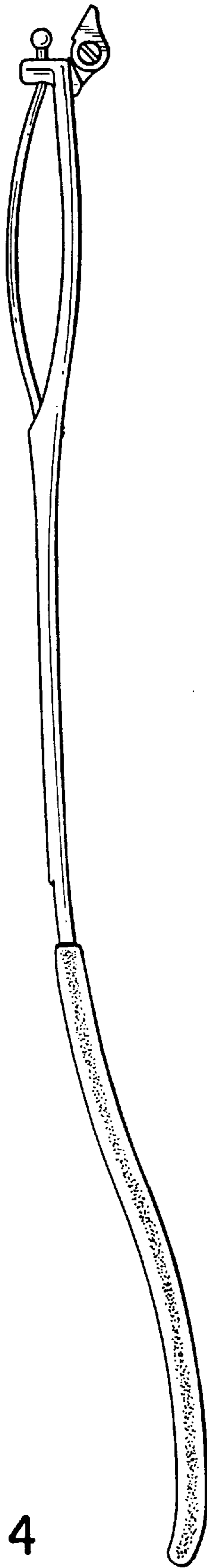


FIG. 4