



US00D405799S

# United States Patent [19]

[11] Patent Number: **Des. 405,799**

Ino

[45] Date of Patent: **\*\*Feb. 16, 1999**

[54] **INTERNET VOICE GATEWAY**

[75] Inventor: **Eriko Ino**, Tokyo, Japan

[73] Assignee: **OKI Electric Industry Co., Ltd.**,  
Tokyo, Japan

[\*\*] Term: **14 Years**

[21] Appl. No.: **86,180**

[22] Filed: **Apr. 8, 1998**

### [30] Foreign Application Priority Data

Oct. 31, 1997 [JP] Japan ..... 9-73216

[51] **LOC (6) Cl.** ..... **14-03**

[52] **U.S. Cl.** ..... **D14/240; D14/107**

[58] **Field of Search** ..... D14/100, 107,  
D14/114, 140, 142, 240, 155, 159, 137,  
149, 242, 125; D13/162, 164, 184; 361/600,  
605, 728, 730, 622; 455/90, 347; 375/219,  
222, 223; 359/152, 149; 174/50

### [56] References Cited

#### U.S. PATENT DOCUMENTS

- D. 276,234 11/1984 Banks et al. .... D14/107
- D. 289,648 5/1987 Felix et al. .... D14/100
- D. 295,178 4/1988 Pardinielli et al. .... D14/107
- D. 311,389 10/1990 Festa et al. .... D14/107
- D. 312,620 12/1990 Koepke et al. .... D14/100
- D. 315,554 3/1991 Hill ..... D14/107
- D. 319,051 8/1991 Suzuki ..... D14/125
- D. 321,343 11/1991 Feer et al. .... D14/107
- D. 328,293 7/1992 Mak et al. .... D14/137
- D. 330,888 11/1992 Worley ..... D14/240 X
- D. 331,394 12/1992 Kobayashi et al. .... D14/107
- D. 333,131 2/1993 Yamamoto ..... D14/107
- D. 341,570 11/1993 Brandt et al. .... D14/100
- D. 345,970 4/1994 Kawamoto et al. .... D14/125
- D. 346,606 5/1994 Harris et al. .... D14/242
- D. 347,826 6/1994 Noble ..... D14/100
- D. 353,598 12/1994 Brandt et al. .... D14/242
- D. 354,500 1/1995 Georgopoulos ..... D14/242
- D. 354,737 1/1995 Fladung ..... D13/164
- D. 355,195 2/1995 Burke ..... D14/217
- D. 357,235 4/1995 Takashi ..... D14/107
- D. 363,722 10/1995 Aldridge et al. .... D14/242

- D. 366,878 2/1996 Wakabayashi et al. .... D14/242
- D. 370,470 6/1996 Wu et al. .... D14/107
- D. 371,789 7/1996 Weissberg et al. .... D14/188
- D. 378,515 3/1997 Senshiki ..... D14/100
- D. 380,447 7/1997 Chen et al. .... D13/164
- D. 381,317 7/1997 Yu ..... D13/142
- D. 381,639 7/1997 Fraquelli et al. .... D14/100
- D. 383,139 9/1997 Hill et al. .... D14/242
- D. 384,042 9/1997 Antonczak et al. .... D14/100
- D. 384,644 10/1997 Chung ..... D13/147
- D. 387,740 12/1997 Kondo ..... D14/107
- D. 391,950 3/1998 Takami et al. .... D14/125
- 5,646,816 7/1997 Alden et al. .... 361/728 X

#### FOREIGN PATENT DOCUMENTS

- 55627 1/1986 Canada .
- 57722 12/1986 Canada .
- 59271 9/1987 Canada .
- 60476 3/1988 Canada .
- 60477 3/1988 Canada .
- 64151 9/1989 Canada .
- 64976 12/1989 Canada .
- 67071 10/1990 Canada .
- 67762 1/1991 Canada .
- 68012 2/1991 Canada .
- 68327 4/1991 Canada .
- 73169 9/1993 Canada .
- 81279 7/1997 Canada .

#### OTHER PUBLICATIONS

Cisco 3600—Cisco Systems advertisement (prior art—date unknown).  
 DFE-1612TX/J,DFE-1212TX/J—D-Link advertisement (prior art—date unknown).  
 Catalyst1900/2820—Cisco Systems advertisement (prior art—date unknown).

*Primary Examiner*—Jeffrey Asch  
*Attorney, Agent, or Firm*—Weneroth, Lind & Ponack, LLP.

### [57] CLAIM

The ornamental design for an internet voice gateway, as shown and described.

### DESCRIPTION

FIG. 1 is a top, front, right side perspective view of an internet voice gateway showing my new design;  
 FIG. 2 is a front side elevational view thereof;

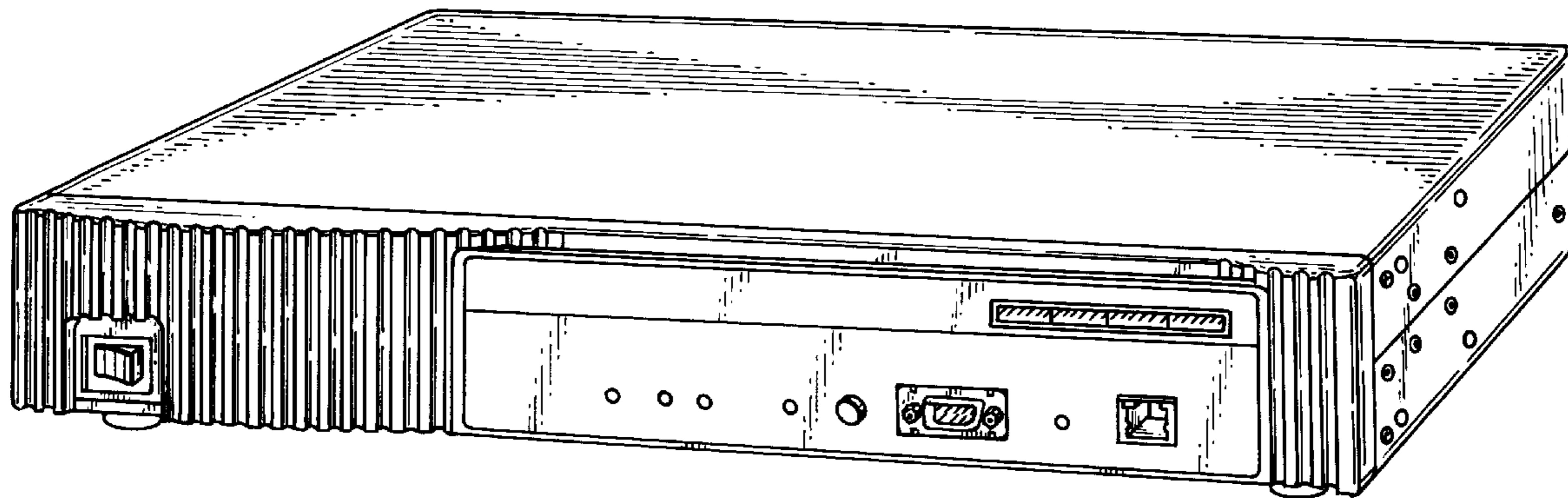


FIG. 3 is a rear side elevational view thereof;  
FIG. 4 is a left side elevational view thereof;  
FIG. 5 is a right side elevational view thereof;  
FIG. 6 is a top plan view thereof; and,

FIG. 7 is a bottom plan view thereof.

**1 Claim, 5 Drawing Sheets**

Fig. 1

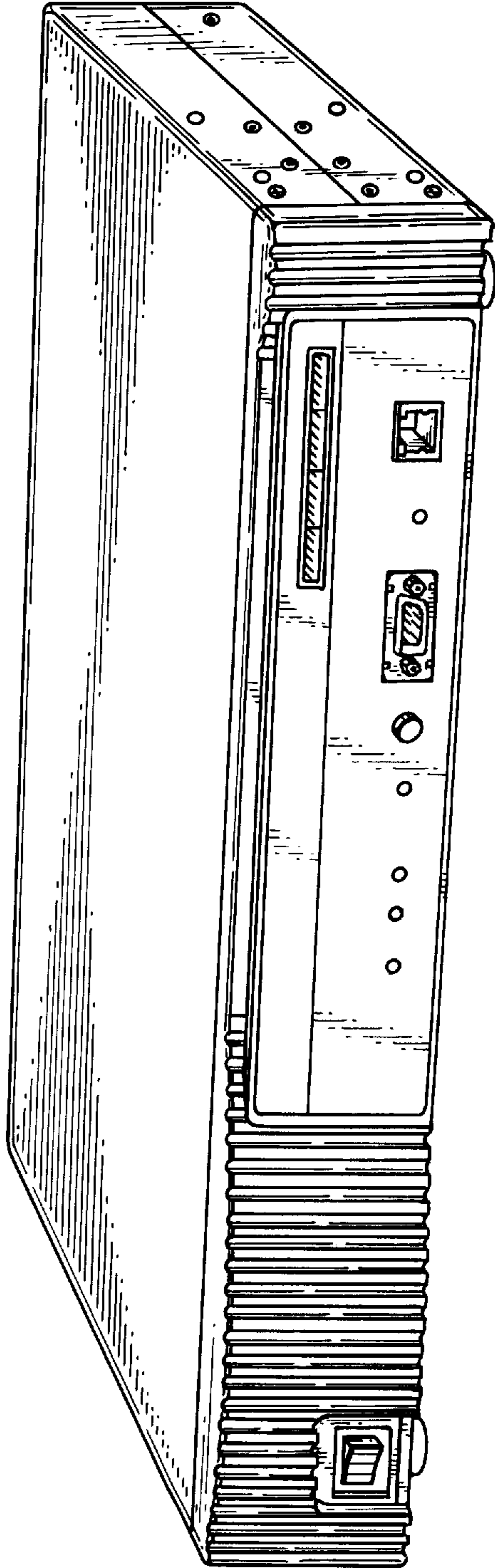


Fig. 2

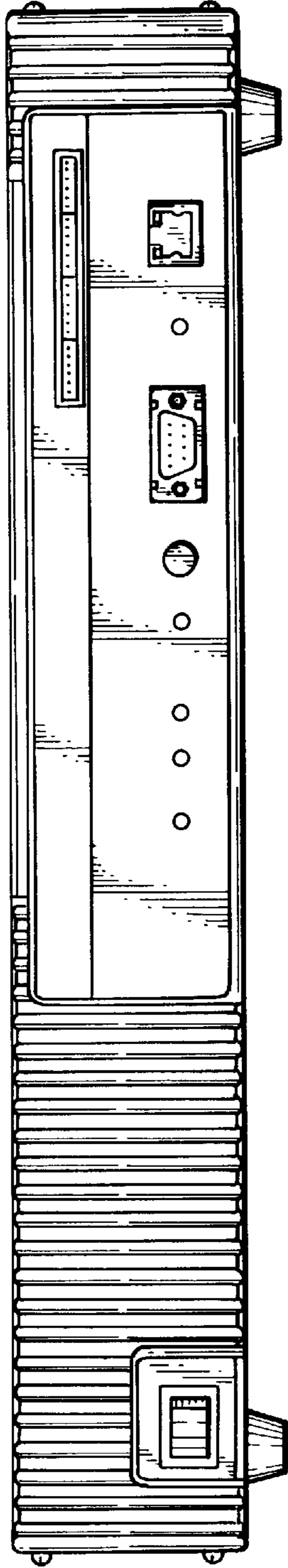


Fig. 3

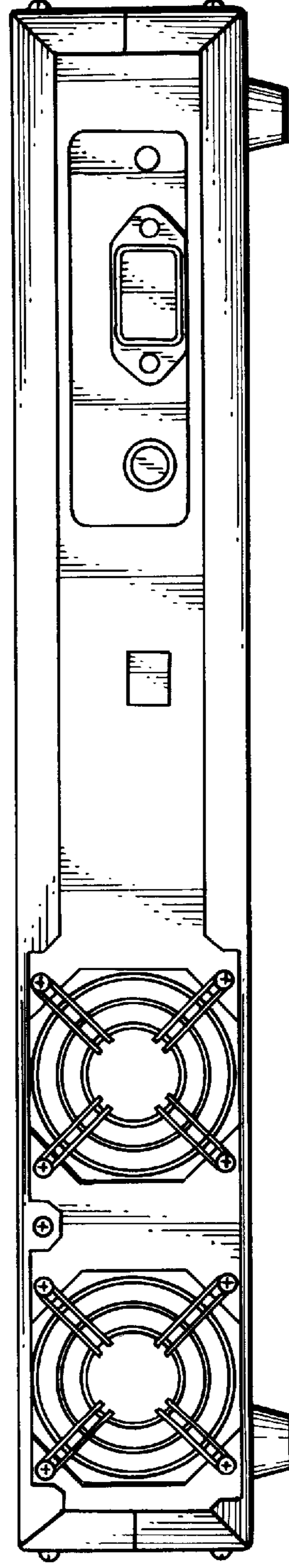


Fig. 4

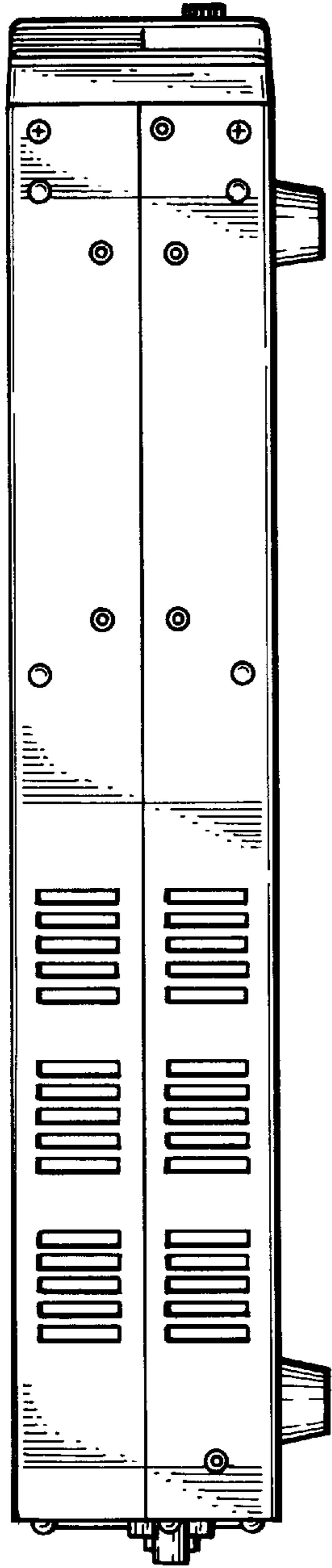
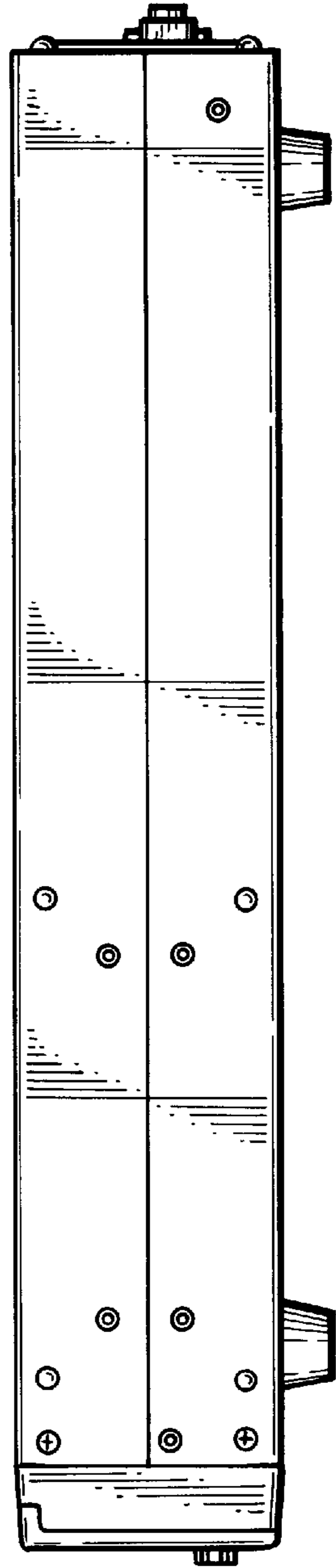


Fig. 5






Fig. 6



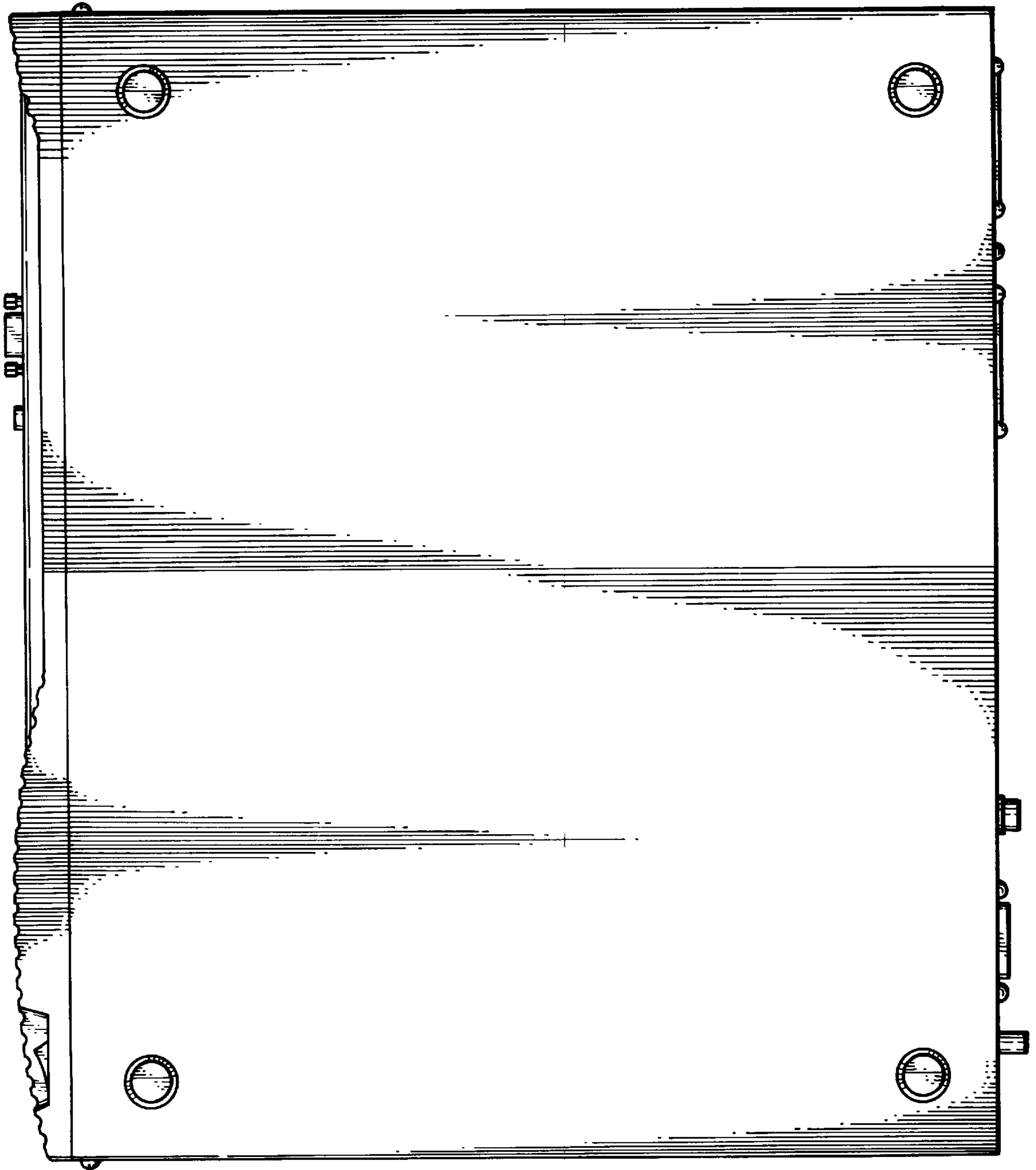


Fig. 7