



US00D405772S

United States Patent [19] Klinker

[11] Patent Number: **Des. 405,772**

[45] Date of Patent: ****Feb. 16, 1999**

[54] **PROCESSOR PACKAGE COVER PLATE**

[75] Inventor: **Thomas S. Klinker**, San Francisco, Calif.

[73] Assignee: **Intel Corporation**, Santa Clara, Calif.

[**] Term: **14 Years**

[21] Appl. No.: **62,466**

[22] Filed: **Nov. 15, 1996**

[51] **LOC (6) Cl.** **14-02**

[52] **U.S. Cl.** **D14/114; D14/117**

[58] **Field of Search** D14/114, 115, D14/120, 117; D13/182; D18/12; 206/706, 709; 340/825.22; 235/492; 361/816, 753, 737, 424; 257/678; 364/200, 239.3, 401, 479, 578; 370/364; 379/269, 279, 399; 380/23, 24; 395/310, 376, 393, 325, 652, 670, 672, 675, 568, 800; 455/3.1

D. 373,349	9/1996	Millard	D13/182 X
D. 374,442	10/1996	Ozaki .	
D. 374,665	10/1996	Miyaki .	
D. 375,941	11/1996	Kerklaan	D13/182
D. 376,795	12/1996	Ashida .	
D. 377,488	1/1997	Ashida .	
D. 379,977	6/1997	Ueda .	
4,386,388	5/1983	Beun	D13/182 X
5,260,601	11/1993	Bandouin et al.	257/678
5,528,459	6/1996	Ainsbury et al.	361/737

Primary Examiner—Freda Nunn
Attorney, Agent, or Firm—Blakely, Sokoloff, Taylor & Zafman LLP

[57] CLAIM

The ornamental design for a processor package cover plate, as shown and described.

DESCRIPTION

FIG. 1 is a perspective view of a processor package cover plate including an indented area on a surface of the processor package cover plate, the flat region at the bottom of the indented area comprising a holographic image represented by oblique line shading;

FIG. 2-4 are front, top, and back views, respectively, of the processor package cover plate, the flat region at the bottom of the indented area in FIG. 2 comprising a holographic image represented by oblique line shading;

FIG. 5-7 are right, left, and bottom views, respectively, of the processor package cover plate; and,

FIG. 8 is a cross-sectional view of the processor package cover plate taken along line 8-8 of FIG. 2.

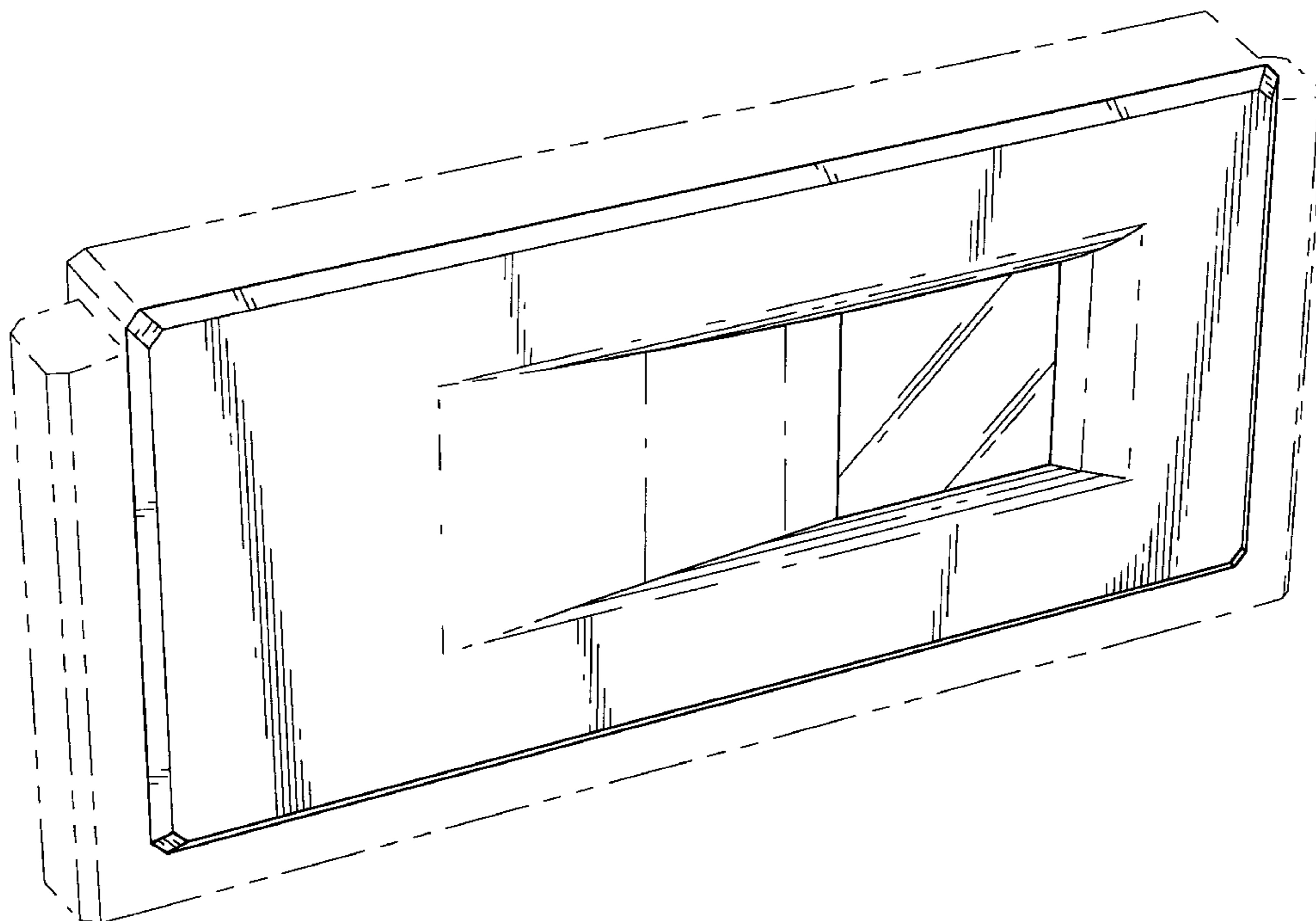
The processor package is shown in broken lines in the views for illustrative purposes only and forms no part of the claimed design.

1 Claim, 3 Drawing Sheets

[56] References Cited

U.S. PATENT DOCUMENTS

D. 305,886	2/1990	Banjo et al.	D14/117
D. 313,229	12/1990	Audebert et al.	D14/117
D. 320,203	9/1991	Ashida .	
D. 320,225	9/1991	Ido et al.	D18/12
D. 321,429	11/1991	Kojo .	
D. 343,833	2/1994	Barr et al. .	
D. 344,504	2/1994	Barr et al. .	
D. 344,725	3/1994	Barr et al. .	
D. 355,414	2/1995	Inoue et al. .	
D. 362,846	10/1995	Inoue et al. .	
D. 364,861	12/1995	Luong	D14/114
D. 365,556	12/1995	Inoue et al. .	
D. 369,352	4/1996	Iwakami .	
D. 371,353	7/1996	Ashida et al. .	



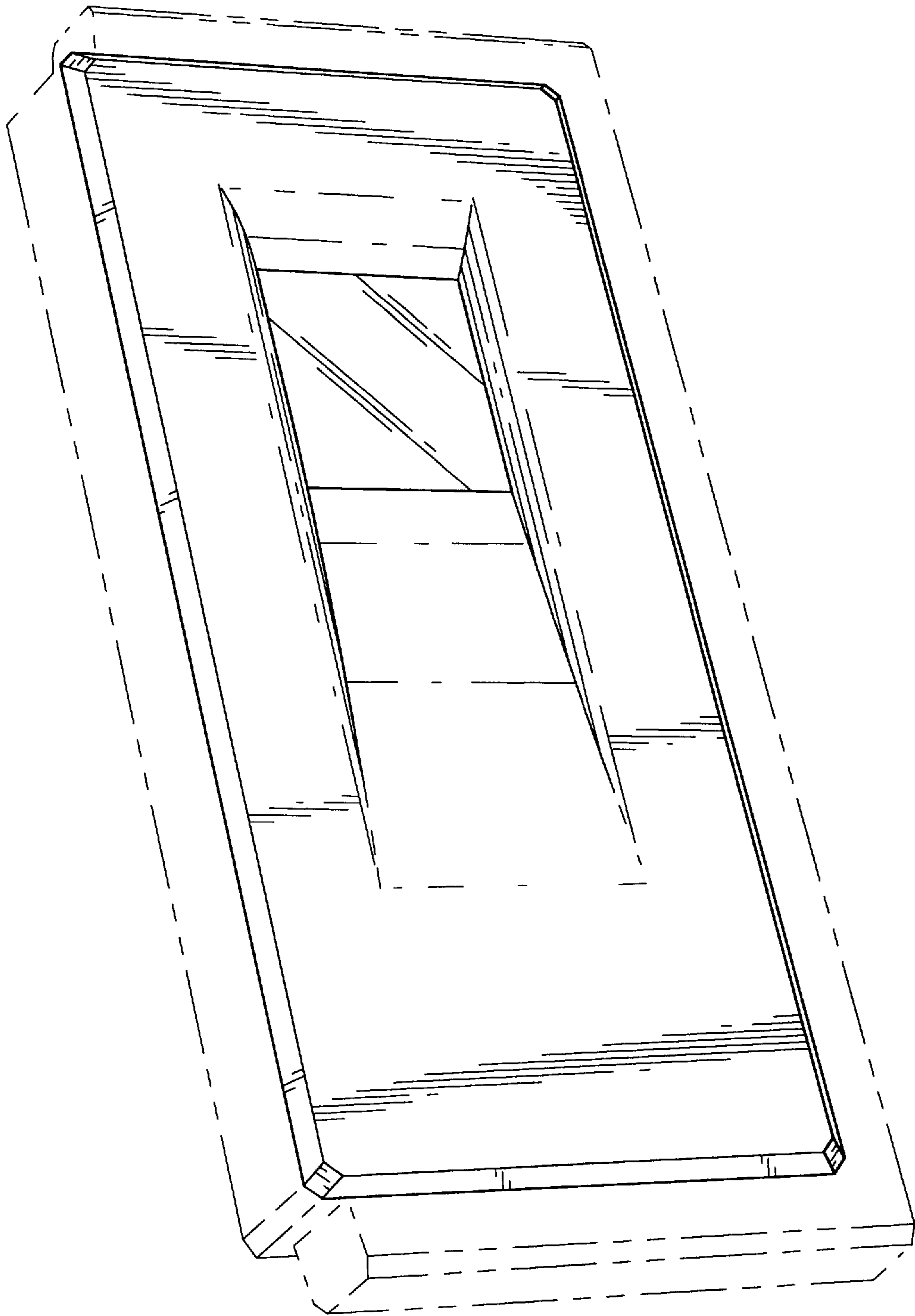


FIG. 1

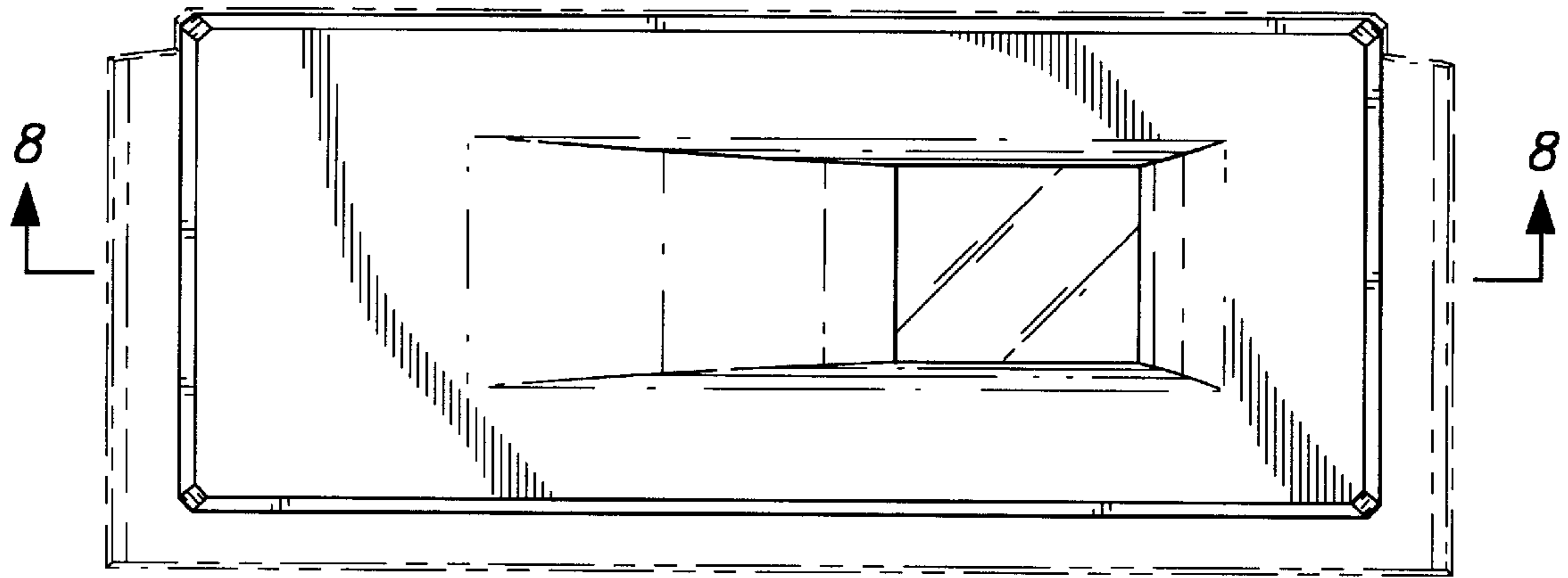


FIG. 2

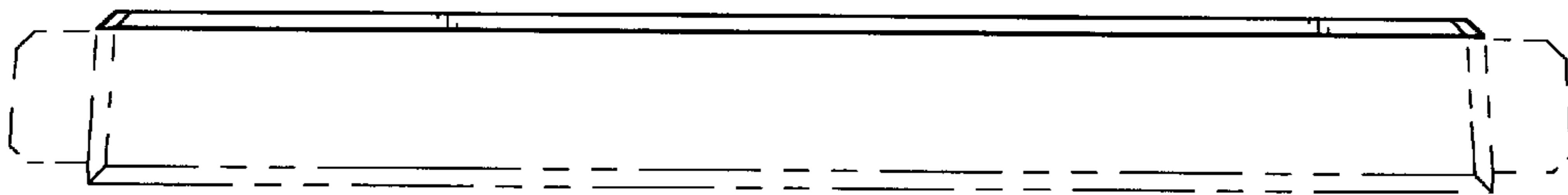


FIG. 3

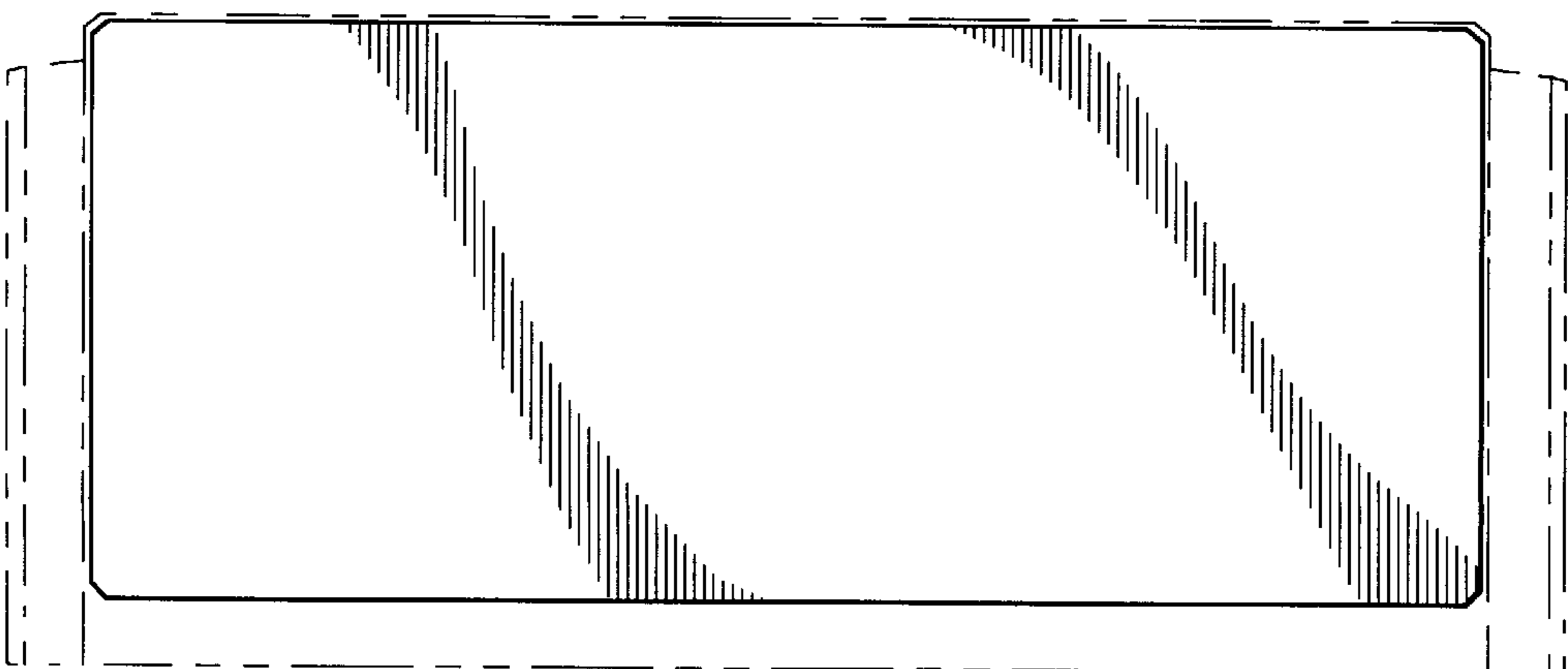


FIG. 4




FIG. 5



FIG. 6

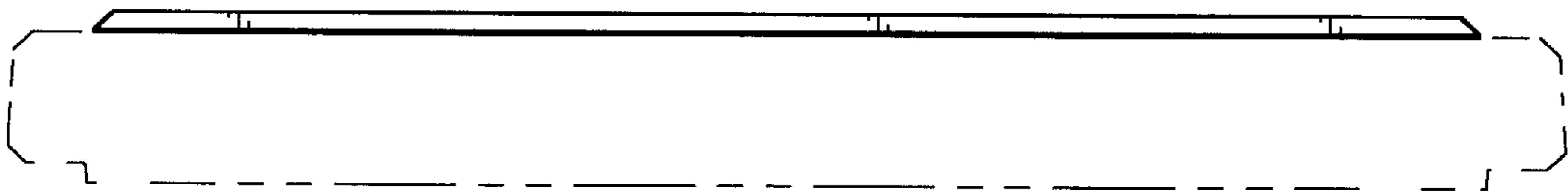


FIG. 7

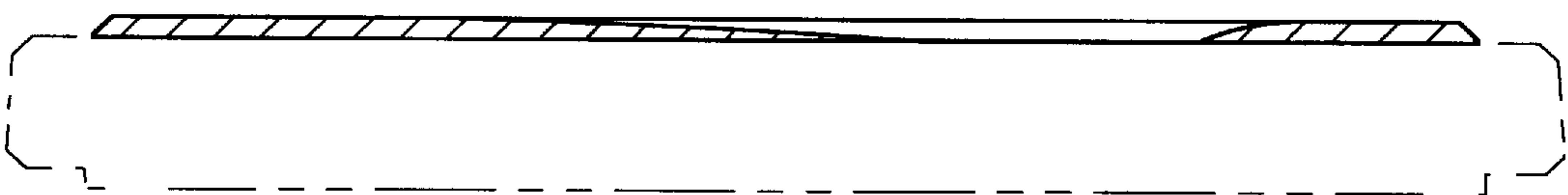


FIG. 8