



US00D405766S

# United States Patent [19]

Hartel et al.

[11] Patent Number: Des. 405,766

[45] Date of Patent: \*\*Feb. 16, 1999

[54] HOUSING FOR ELECTRICAL AND MECHANICAL COMPONENTS

[75] Inventors: Mark Hartel, Reiskirchen; Ralf Dahmer, Olpe, both of Germany

[73] Assignee: Rittal-Werk Rudolf Loh GmbH & Co. KG, Herborn, Germany

[\*\*] Term: 14 Years

[21] Appl. No.: 77,861

[22] Filed: Oct. 10, 1997

### [30] Foreign Application Priority Data

Apr. 11, 1997 [DE] Germany ..... M 97 03 540.8

[51] LOC (6) Cl. .... 13-99

[52] U.S. Cl. .... D13/184

[58] Field of Search ..... D13/184; 312/223.1, 312/223.2; 361/724, 692, 695, 730

### [56] References Cited

#### U.S. PATENT DOCUMENTS

- D. 108,756 3/1938 Swanson ..... D13/184 X
- D. 295,400 4/1988 Wung ..... D13/184
- D. 332,443 1/1993 Sharpe ..... D13/184
- D. 362,255 9/1995 White ..... D13/184
- D. 366,461 1/1996 Spechts ..... D13/184

D. 390,199 2/1998 Jackson et al. .... D13/184

Primary Examiner—Brian N. Vinson  
Attorney, Agent, or Firm—Speckman Pauley Petersen & Fejer

### [57] CLAIM

The ornamental design for a housing for electrical and mechanical components, as shown.

### DESCRIPTION

FIG. 1 is a perspective view of a housing for electrical and mechanical components, according to one preferred embodiment of this invention;

FIG. 2 is a front view of the housing for electrical and mechanical components, as shown in FIG. 1;

FIG. 3 is a side view of the housing for electrical and mechanical components, as shown in FIG. 1;

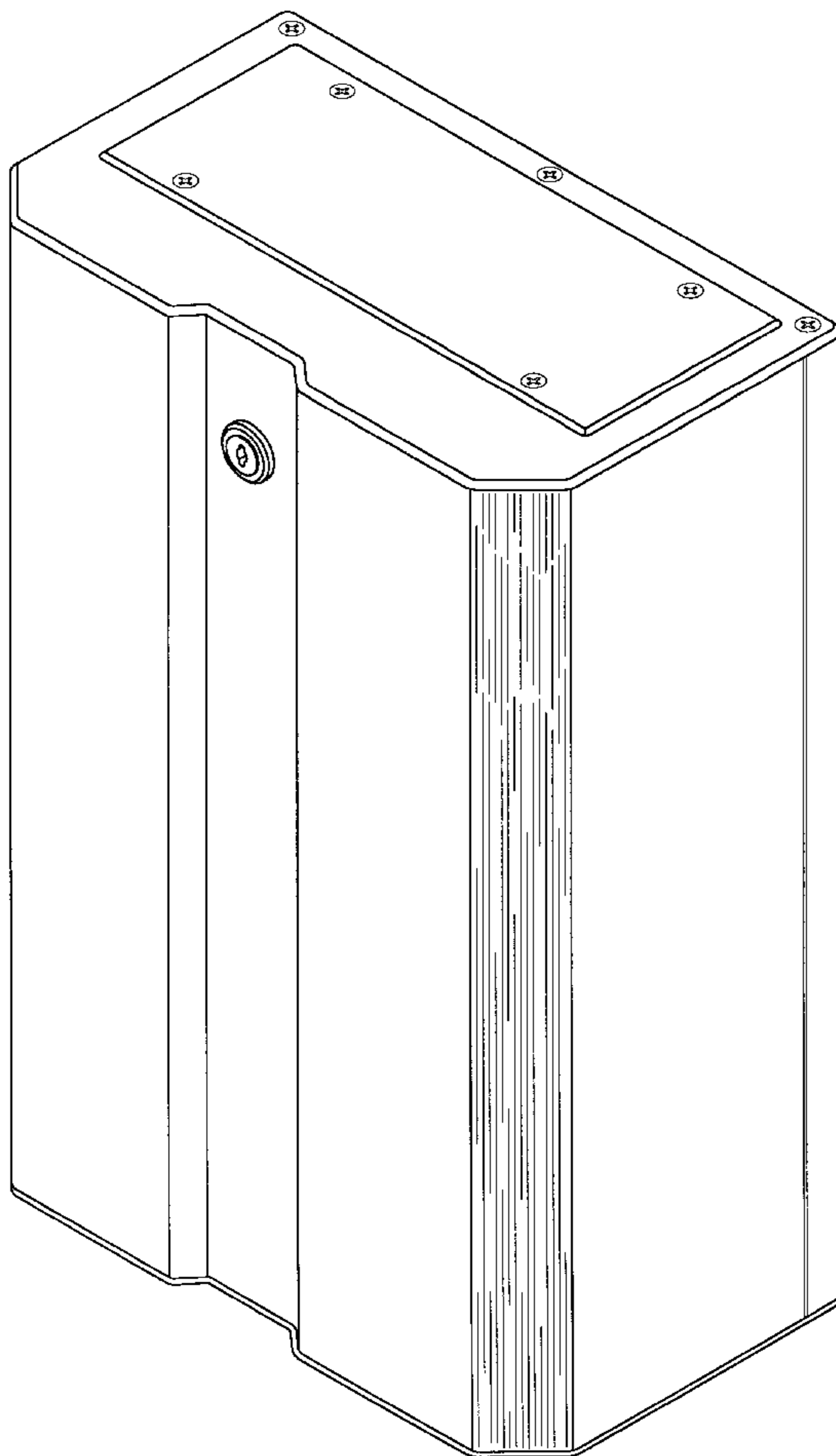
FIG. 4 is a side view of the housing for electrical and mechanical components, opposite the side view as shown in FIG. 3;

FIG. 5 is a rear view of the housing for electrical and mechanical components, as shown in FIG. 1;

FIG. 6 is a top view of the housing for electrical and mechanical components, as shown in FIG. 1; and,

FIG. 7 is a bottom view of the housing for electrical and mechanical components, as shown in FIG. 1.

1 Claim, 7 Drawing Sheets



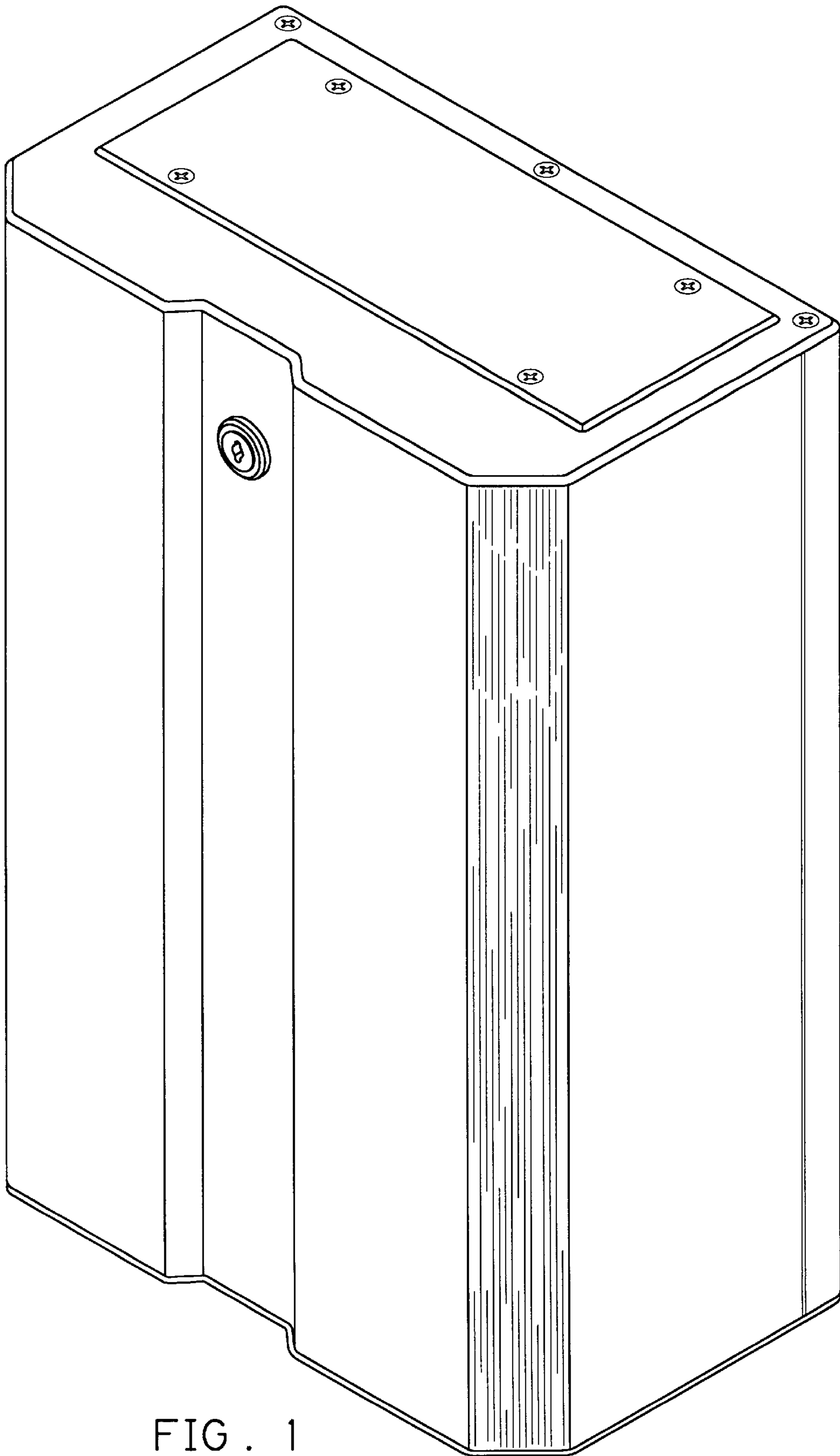


FIG . 1




FIG . 2




FIG. 3




FIG . 4




FIG. 5

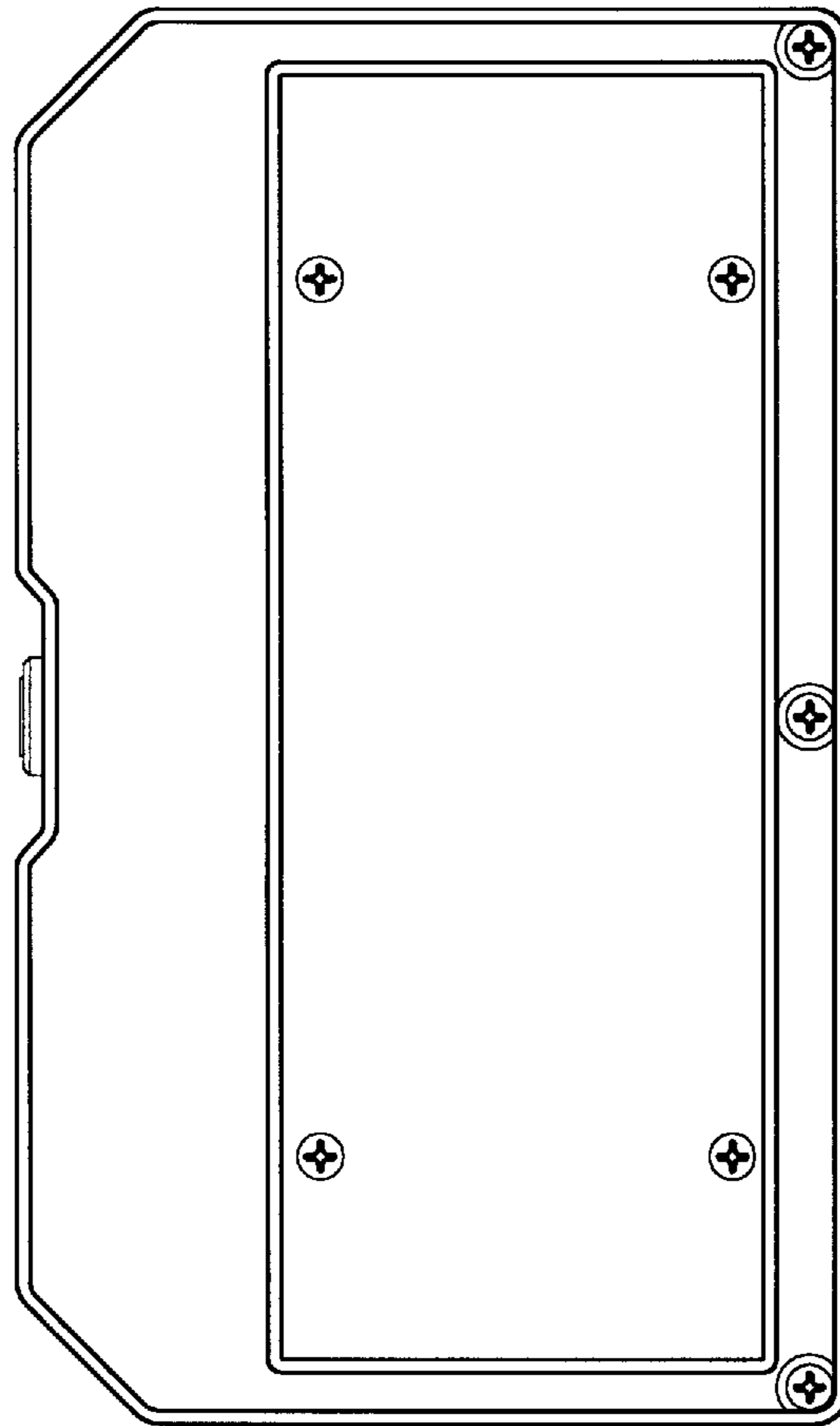


FIG . 6

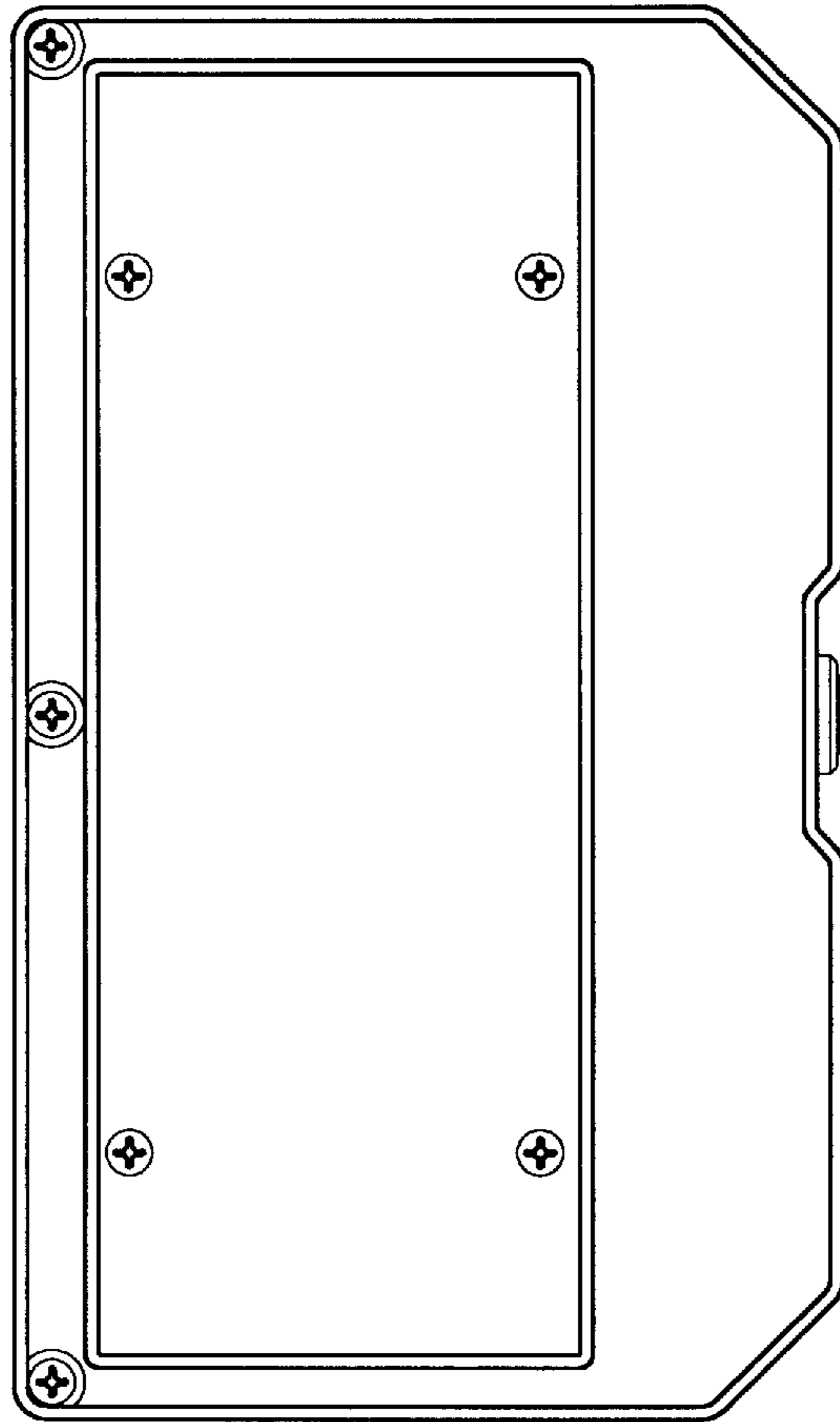


FIG. 7