



US00D405760S

**United States Patent** [19]  
**Yu**

[11] **Patent Number: Des. 405,760**

[45] **Date of Patent: \*\*Feb. 16, 1999**

[54] **RECEPTACLE HAVING A SAFETY COVER**

[75] Inventor: **Jeff Yu**, 2491 Ramke Pl., Santa Clara, Calif. 95050

[73] Assignee: **Jeff Yu**, Santa Clara, Calif.

[\*\*] Term: **14 Years**

[21] Appl. No.: **76,187**

[22] Filed: **Sep. 8, 1997**

[51] **LOC (6) Cl.** ..... **13-03**

[52] **U.S. Cl.** ..... **D13/139.3**

[58] **Field of Search** ..... 174/66, 67, 53;  
220/242, 3.2; 439/106, 107, 135, 136, 144,  
535, 536, 650, 651; 361/42; 200/302.2;  
D13/139.1, 139.8

[56] **References Cited**

**U.S. PATENT DOCUMENTS**

D. 204,457	4/1966	Hawkins	.....	D13/139.3
D. 220,795	5/1971	Slater	.....	D13/139.3
D. 269,510	6/1983	Doyle et al.	.....	D13/139.3
2,974,301	3/1961	Slater	.....	439/107

*Primary Examiner*—Susan J. Lucas  
*Assistant Examiner*—Jennifer Rivard  
*Attorney, Agent, or Firm*—Richard Liu

[57] **CLAIM**

The ornamental design for a receptacle having a safety cover, as shown and described.

**DESCRIPTION**

FIG. 1 is a front, right side perspective view of a receptacle having a safety cover, showing our new design having its safety cover in the open position;

FIG. 2 is a front elevational view thereof;

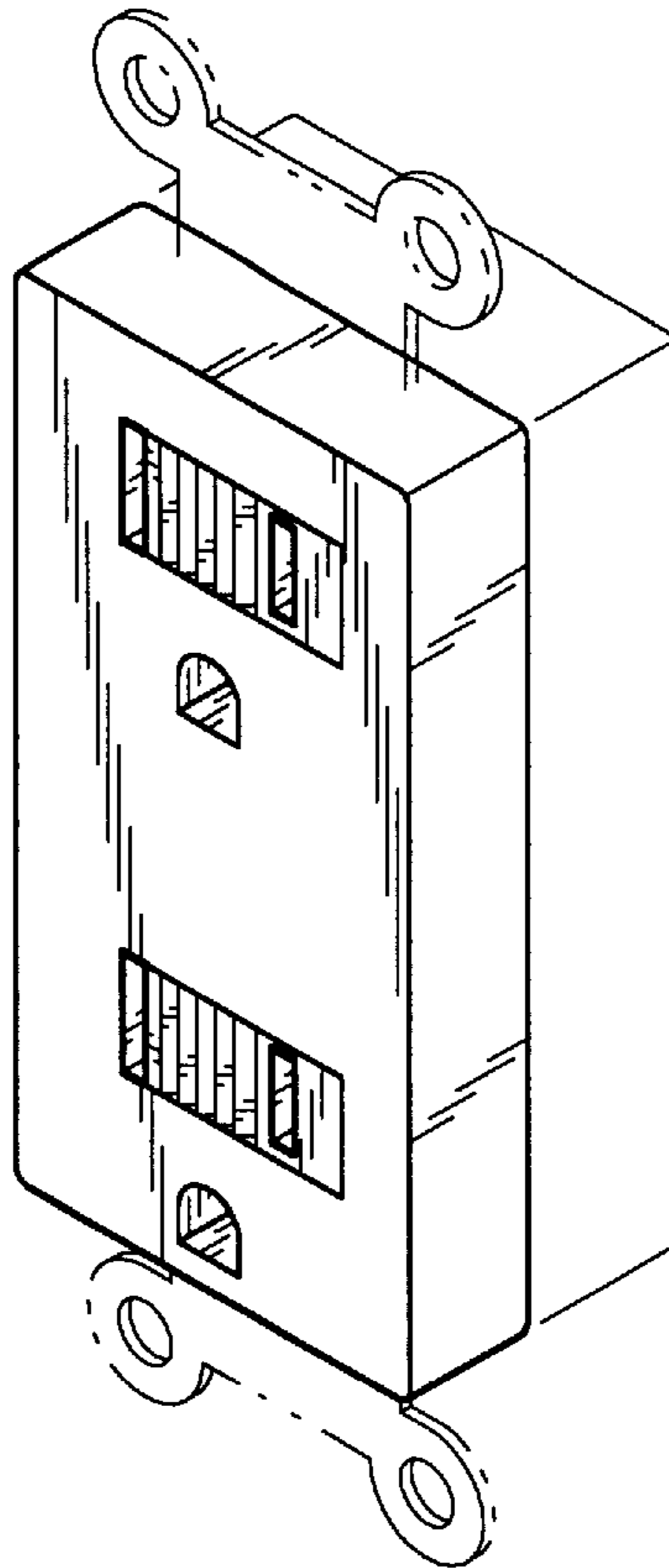
FIG. 3 is a right side elevational view thereof, the left side elevational view being a mirror image;

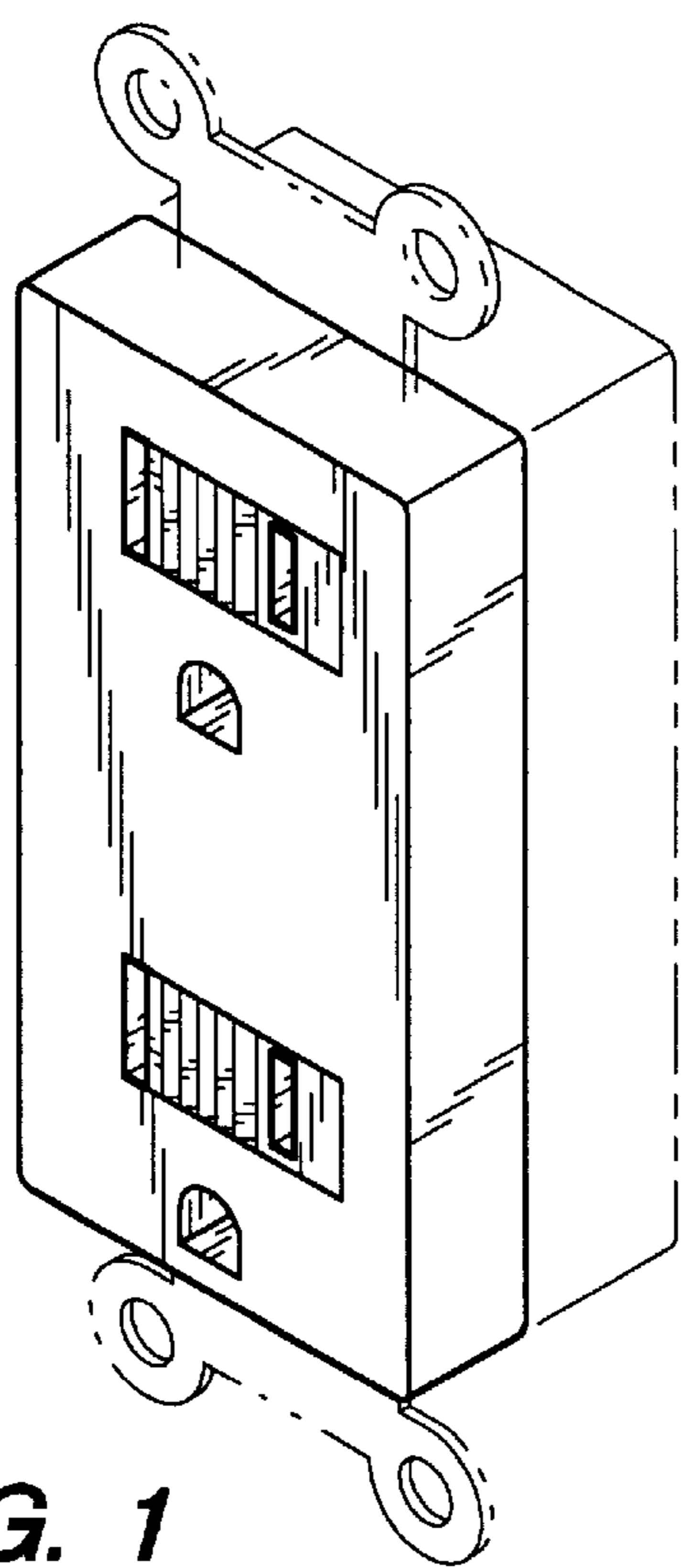
FIG. 4 is a bottom plan view thereof, the top plan view being a mirror image; and,

FIG. 5 a front elevational view thereof having its safety cover in its closed position;

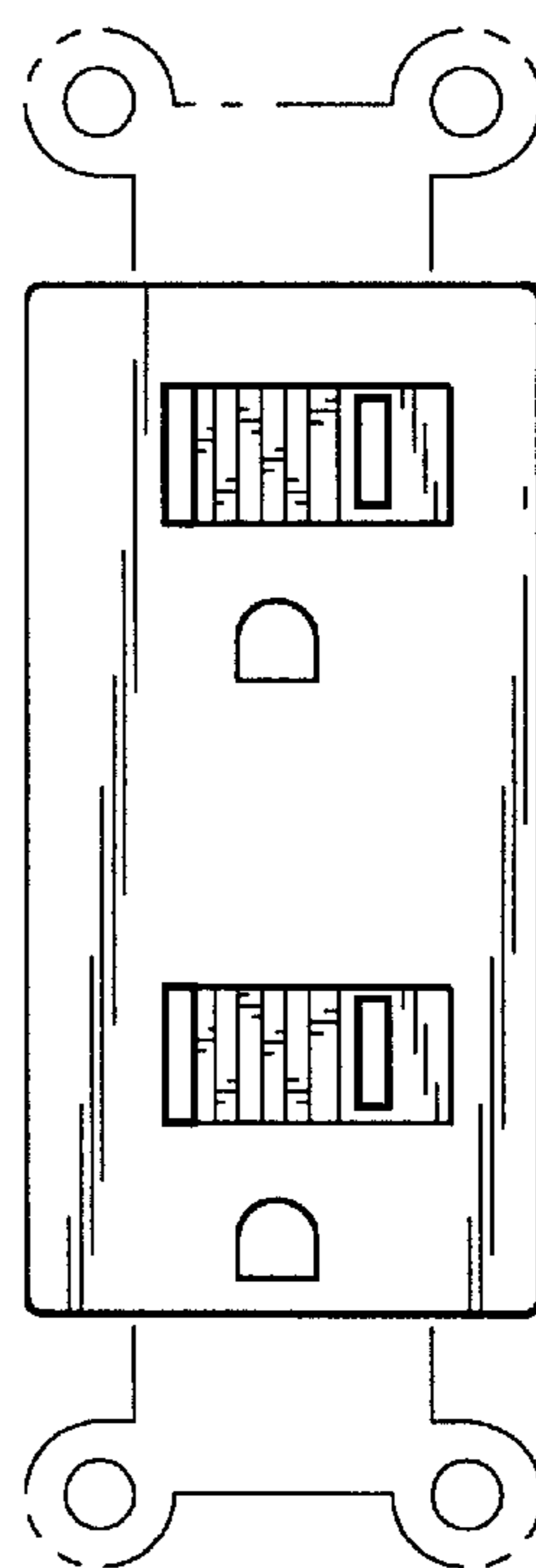
The rear surface of the claimed design is flat and unornamented. The broken lines are shown for illustrative purposes only and form no part of the claimed design.

**1 Claim, 1 Drawing Sheet**






**FIG. 1**



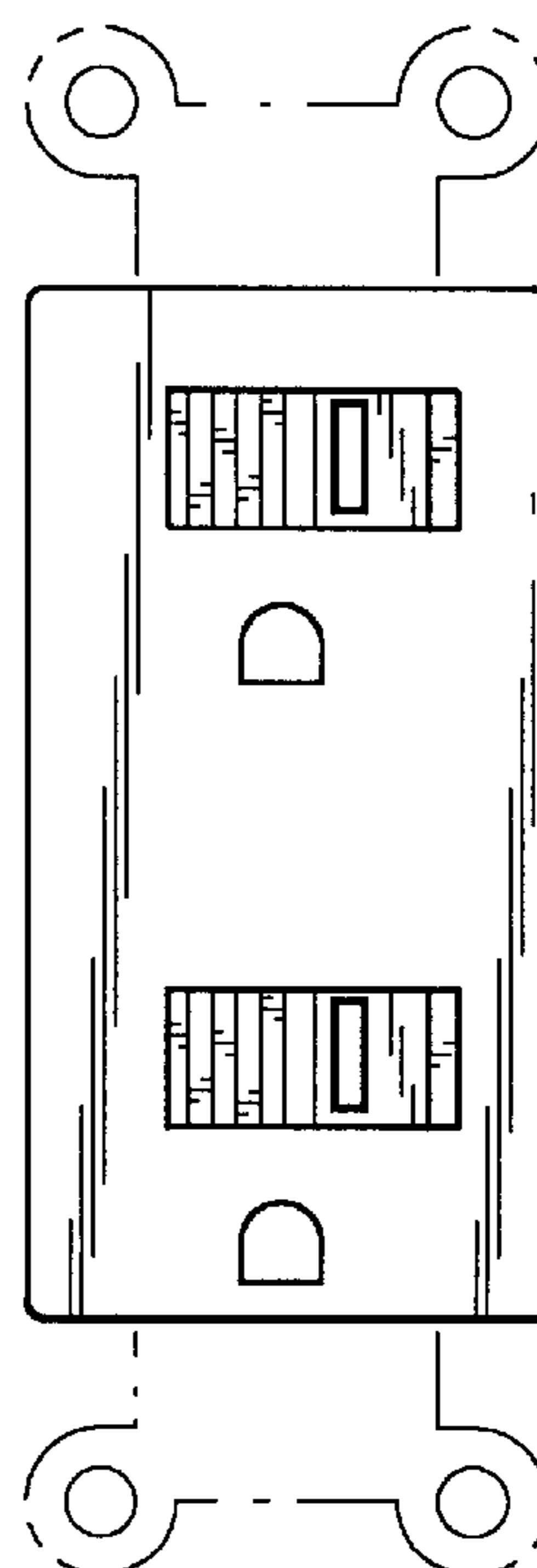
**FIG. 2**



**FIG. 3**



**FIG. 4**



**FIG. 5**