



US00D405743S

**United States Patent** [19]  
**Hussaini**

[11] **Patent Number: Des. 405,743**

[45] **Date of Patent: \*\*Feb. 16, 1999**

[54] **TIRE VALVE CAP**

1,469,250 10/1923 Cunningham ..... 138/89.4  
4,373,405 2/1983 Geil ..... D8/310 X

[75] Inventor: **Saied Hussaini**, Miami, Fla.

*Primary Examiner*—Robert M. Spear  
*Attorney, Agent, or Firm*—Longacre & White

[73] Assignee: **Rally Manufacturing, Inc.**, Miami, Fla.

[57] **CLAIM**

[\*\*] Term: **14 Years**

The ornamental design for a tire valve cap, as shown and described.

[21] Appl. No.: **85,857**

**DESCRIPTION**

[22] Filed: **Mar. 31, 1998**

[51] **LOC (6) Cl.** ..... **12-15**

[52] **U.S. Cl.** ..... **D12/153**

[58] **Field of Search** ..... D12/153; D8/310,  
D8/312; D9/450, 453; 137/232; 138/89.1,  
89.2, 89.3, 89.4, 96 R; 220/288, 727; 301/35.62,  
35.52; 411/429, 925

FIG. 1 is a front view of the tire valve cap according to the present invention;  
FIG. 2 is a rear view of the tire valve cap as shown in FIG. 1;  
FIG. 3 is a right side view of the tire valve cap as shown in FIG. 1;  
FIG. 4 is a left side view of the tire valve cap as shown in FIG. 1;  
FIG. 5 is a top view of the tire valve cap as shown in FIG. 1;  
FIG. 6 is a bottom view of the tire valve cap as shown in FIG. 1; and,  
FIG. 7 is a top front perspective view of the tire valve cap as shown in FIG. 1.

[56] **References Cited**

**U.S. PATENT DOCUMENTS**

D. 47,884	9/1915	Kraft	.....	D12/153
D. 131,090	1/1942	Schlage	.....	D8/312
D. 291,053	7/1987	DeCursu	.....	D8/310
D. 306,420	3/1990	Robinson	.....	D12/153
1,214,004	1/1917	Bowden	.....	137/232

**1 Claim, 1 Drawing Sheet**

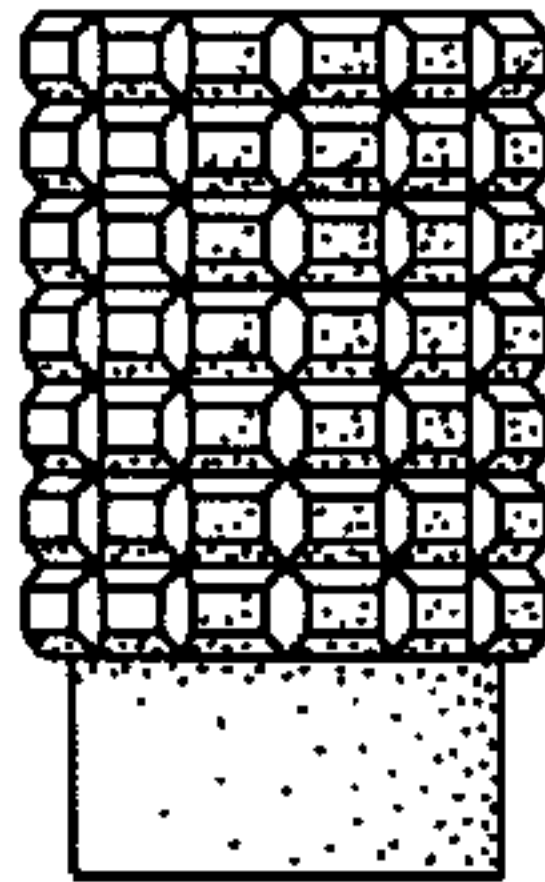


FIG. 1

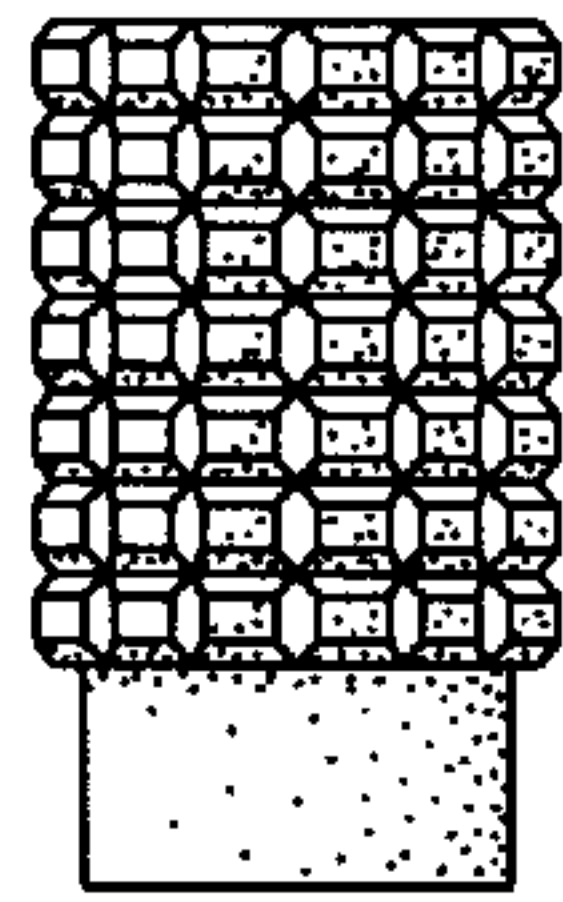


FIG. 2

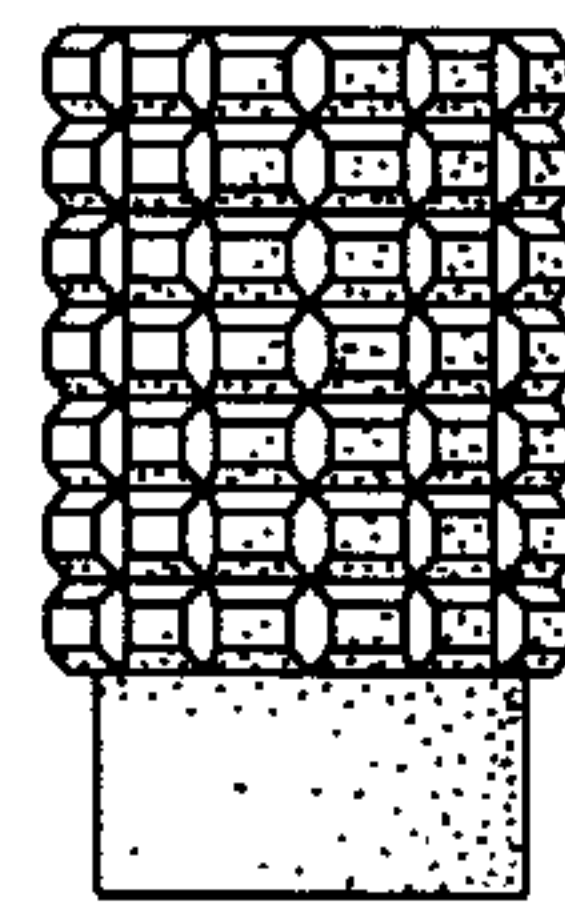


FIG. 3

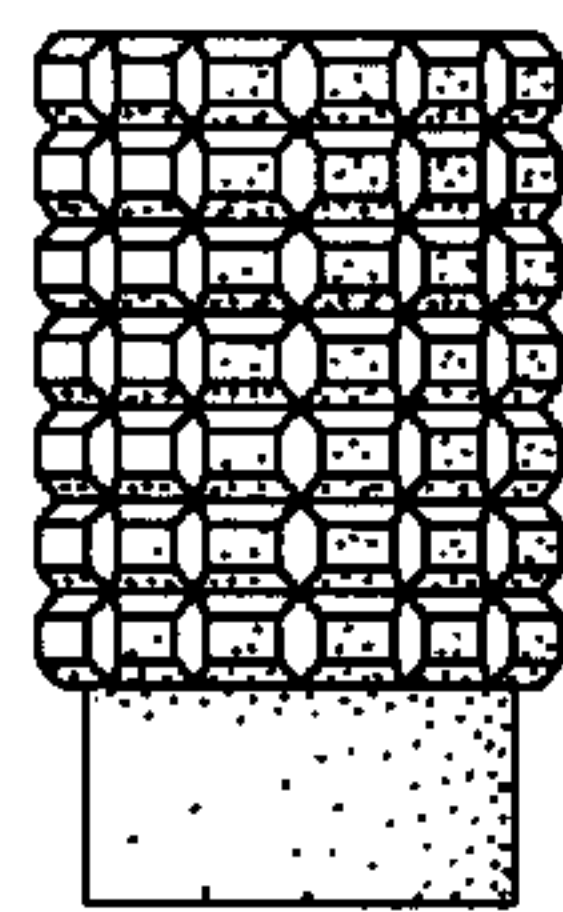


FIG. 4




FIG. 5




FIG. 6



FIG. 7

