



US00D405740S

United States Patent [19]

Heinen et al.

[11] **Patent Number: Des. 405,740**

[45] **Date of Patent: **Feb. 16, 1999**

[54] **TIRE TREAD**

[75] Inventors: **Richard Heinen**, Habay-la-Neuve;
Michel Constant, Bastogne, both of
Belgium

[73] Assignee: **The Goodyear Tire & Rubber
Company**, Akron, Ohio

[**] Term: **14 Years**

[21] Appl. No.: **85,363**

[22] Filed: **Mar. 20, 1998**

[51] **LOC (6) Cl.** **12-15**

[52] **U.S. Cl.** **D12/147**

[58] **Field of Search** D12/136-138,
D12/140, 142-151; 152/209 R, 209 A,
209 D

[56] **References Cited**

U.S. PATENT DOCUMENTS

D. 375,709 11/1996 Guspodin et al. D12/147
D. 394,622 5/1998 Guspodin et al. D12/147

FOREIGN PATENT DOCUMENTS

M 94 04 599 10/1994 Germany .
DM/029 374 4/1994 WIPO .

OTHER PUBLICATIONS

Falken FK-711 Tire, 1996 Tread Design Guide, p. 26, Feb. 1996.
Heritage Mega Torque Plus 1 Tire, 1996 Tread Design Guide, p. 38, Feb. 1996.

Mohawk SR 1000 Metric Tire, 1996 Tread Design Guide, p. 51, Feb. 1996.

Ohtsu Falken FK-07U Tire, 1996 Tread Design Guide, p. 57, Feb. 1996.

Kumho Tire Ad, Third Illustration from Left, Modern Tire Dealer Magazine, p. 2, Jan. 1997.

Falken Tire Ad, Far Right Illustration, Modern Tire Dealer Magazine, p. 37, Jan. 1997.

Primary Examiner—Robert M. Spear
Attorney, Agent, or Firm—T P Lewandowski

[57] **CLAIM**

The ornamental design for a tire tread, as shown and described.

DESCRIPTION

FIG. 1 is a perspective view of a tire tread showing our new design, it being understood that the pattern repeats uniformly throughout the circumference of the tread;

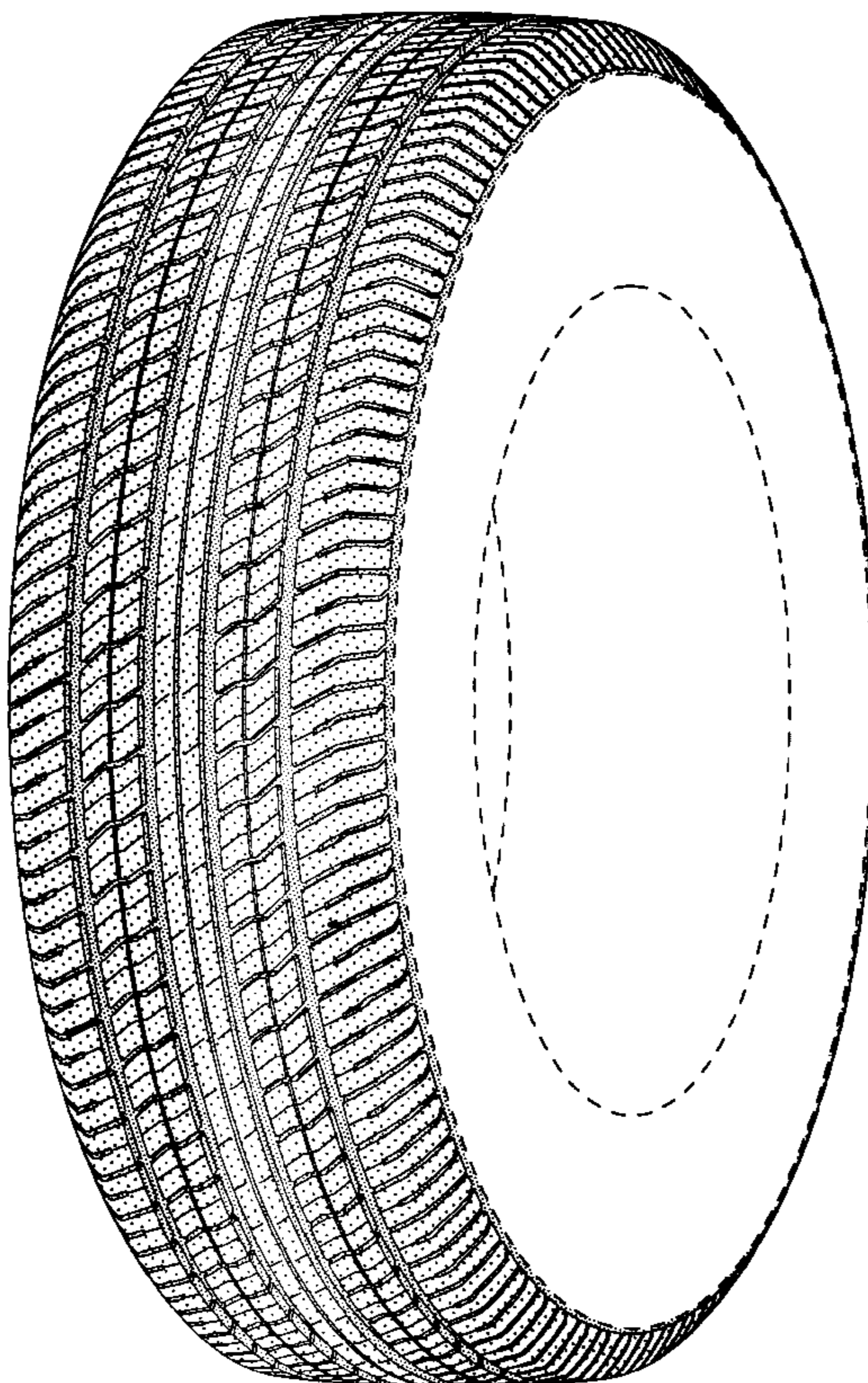
FIG. 2 is a front elevational view thereof;

FIG. 3 is a side elevational view thereof, the opposite side elevational view being identical thereto; and,

FIG. 4 is an enlarged fragmentary front perspective view thereof.

In the drawings, the broken lines defining the inner bead of the sidewall and the peripheral boundary between the tire tread and the sidewall are for illustrative purposes only and form no part of the claimed design.

1 Claim, 4 Drawing Sheets



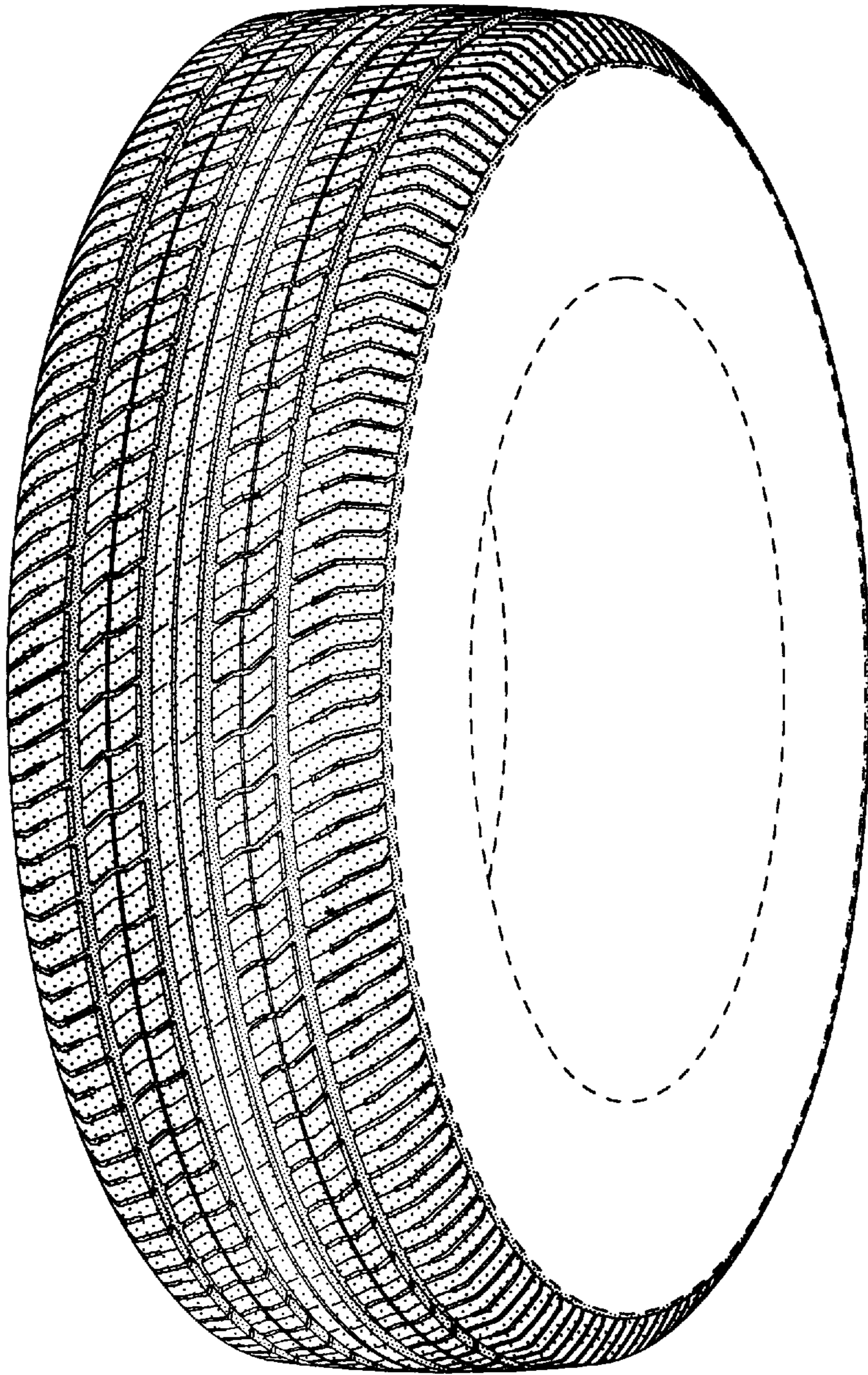


FIG-1

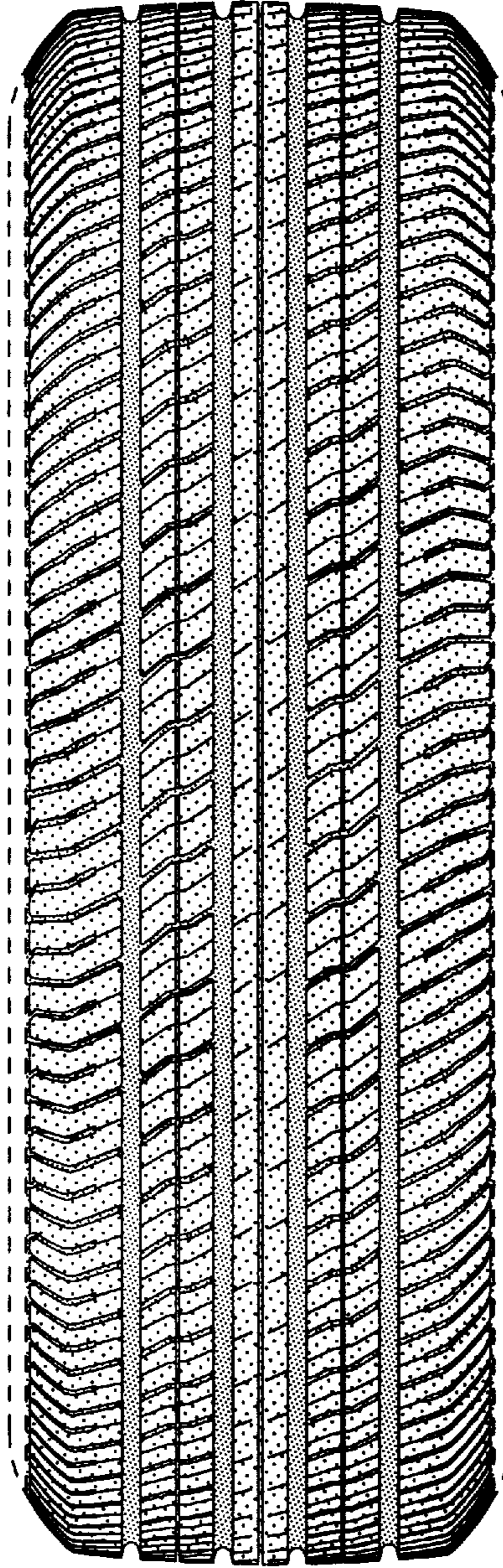


FIG-2

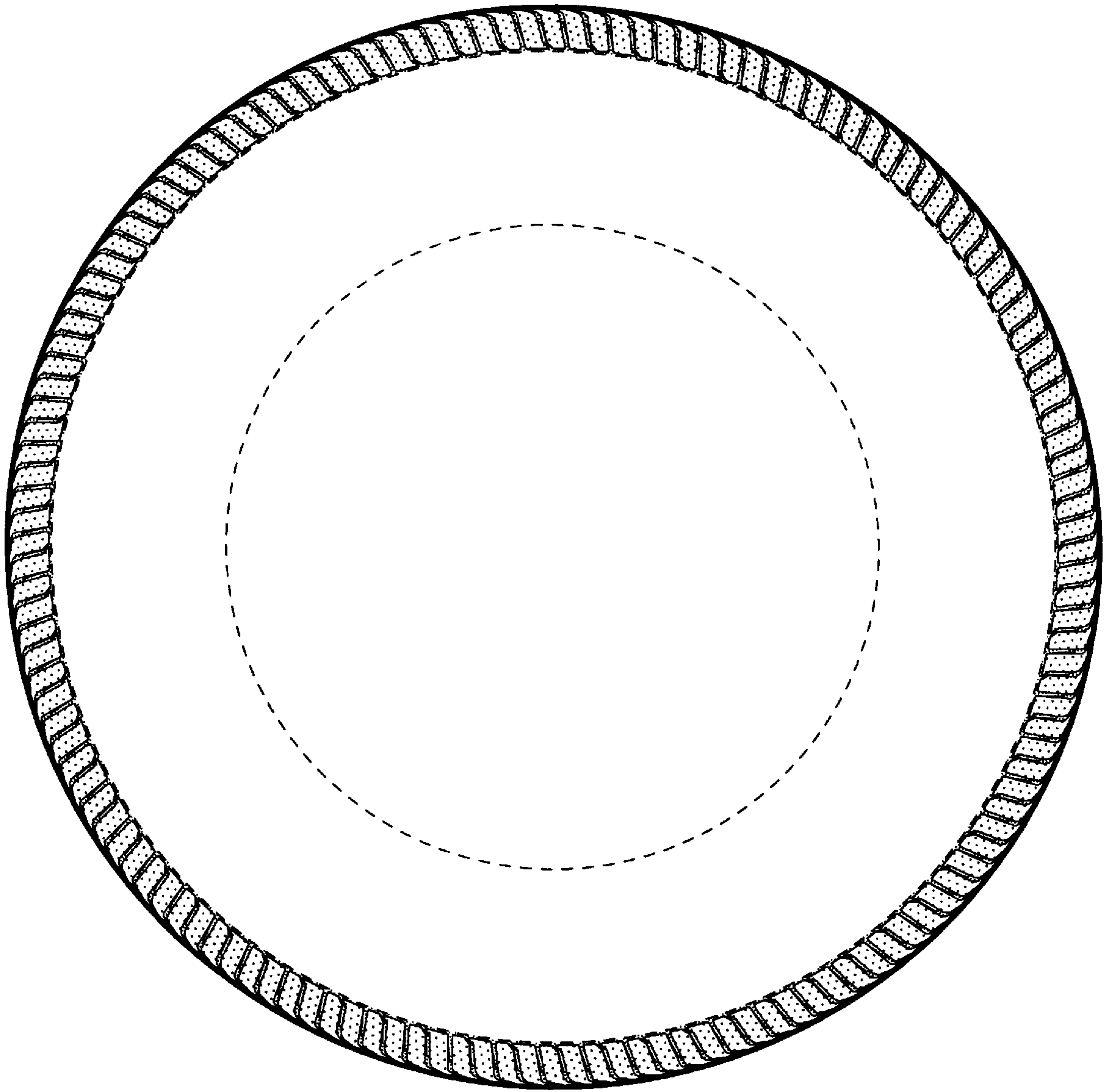


FIG-3

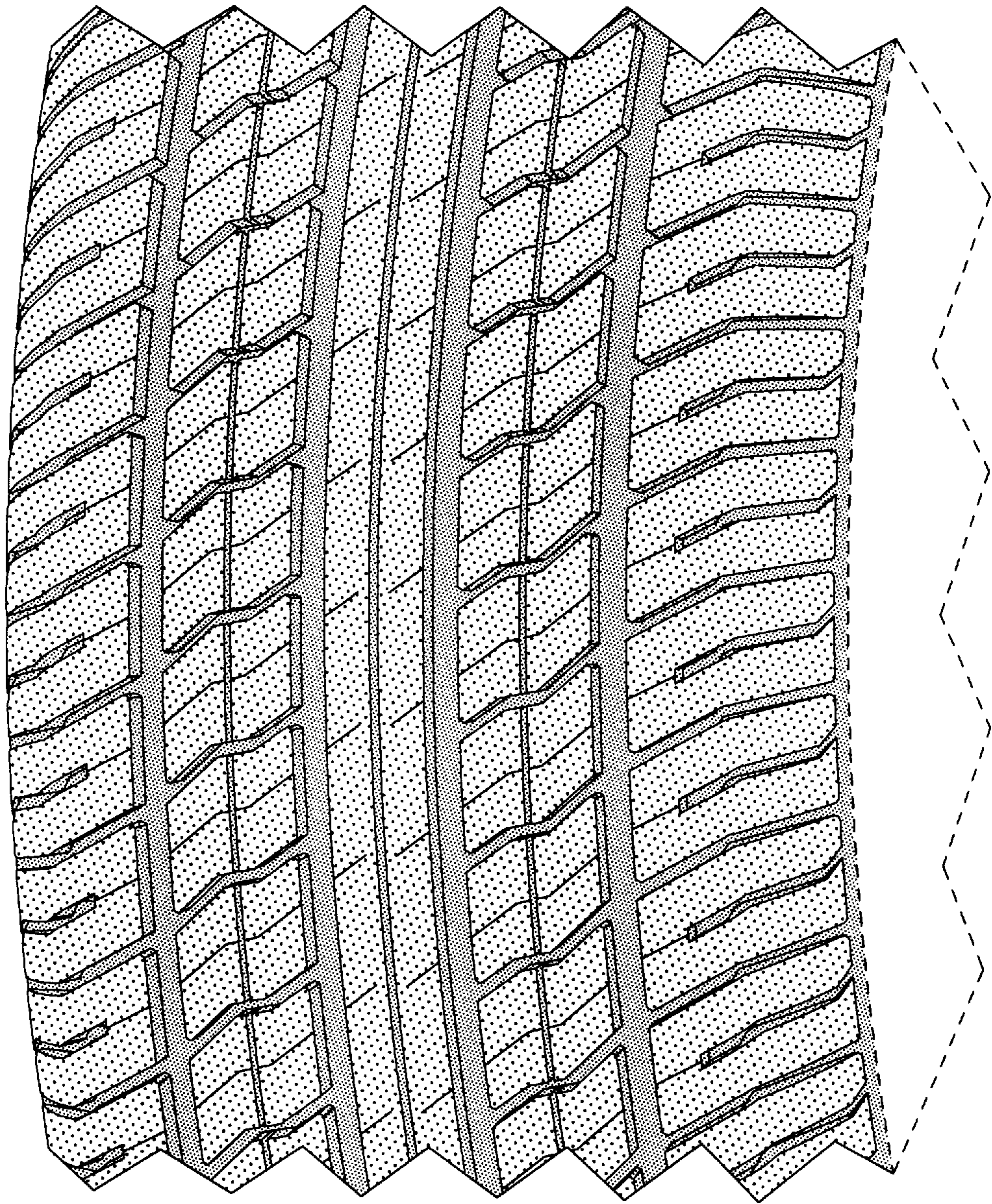


FIG-4