



US00D405736S

United States Patent [19]
Brightwell et al.

[11] **Patent Number: Des. 405,736**

[45] **Date of Patent: **Feb. 16, 1999**

[54] **TIRE TREAD**

[75] Inventors: **Robert Allen Brightwell**, Uniontown;
Frederick William Miller, Akron;
John Robert Kullman, Brunswick;
Marc Christopher Nowacki,
Uniontown; **Dimitrios Verginis**,
Massillon, all of Ohio

[73] Assignee: **The Goodyear Tire & Rubber
Company**, Akron, Ohio

[**] Term: **14 Years**

[21] Appl. No.: **83,326**

[22] Filed: **Feb. 6, 1998**

[51] **LOC (6) Cl.** **12-15**

[52] **U.S. Cl.** **D12/147**

[58] **Field of Search** D12/136-138,
D12/140, 142-151; 152/209 R, 209 A,
209 D

[56] **References Cited**

U.S. PATENT DOCUMENTS

D. 340,896	11/1993	Kernen	D12/147
D. 365,069	12/1995	Kotanides, Jr. et al.	D12/147
D. 367,454	2/1996	van der Meer et al.	D12/147
D. 379,792	6/1997	Consolacion et al.	D12/147
D. 382,236	8/1997	Kakegawa et al.	D12/147
D. 392,227	3/1998	Lim et al.	D12/147
D. 394,031	5/1998	Galante et al.	D12/147

OTHER PUBLICATIONS

Centennial Centrax Tire, 1996 Tread Design Guide, p. 16, Feb. 1996.

Pirelli P4000 E Tire, 1996 Tread Design Guide, p. 58, Feb. 1996.

Toyo 800 Plus Tire, 1996 Tread Design Guide, p. 73, Feb. 1996.

Copending application U.S. No. 29/074,462 filed Jul. 31, 1997.

Copending application U.S. No. 29/061,308 filed Oct. 21, 1996.

Primary Examiner—Robert M. Spear
Attorney, Agent, or Firm—T. P. Lewandowski

[57] **CLAIM**

The ornamental design for a tire tread, as shown and described.

DESCRIPTION

FIG. 1 is a perspective view of a tire tread showing our new design, it being understood that the pattern repeats uniformly throughout the circumference of the tread;

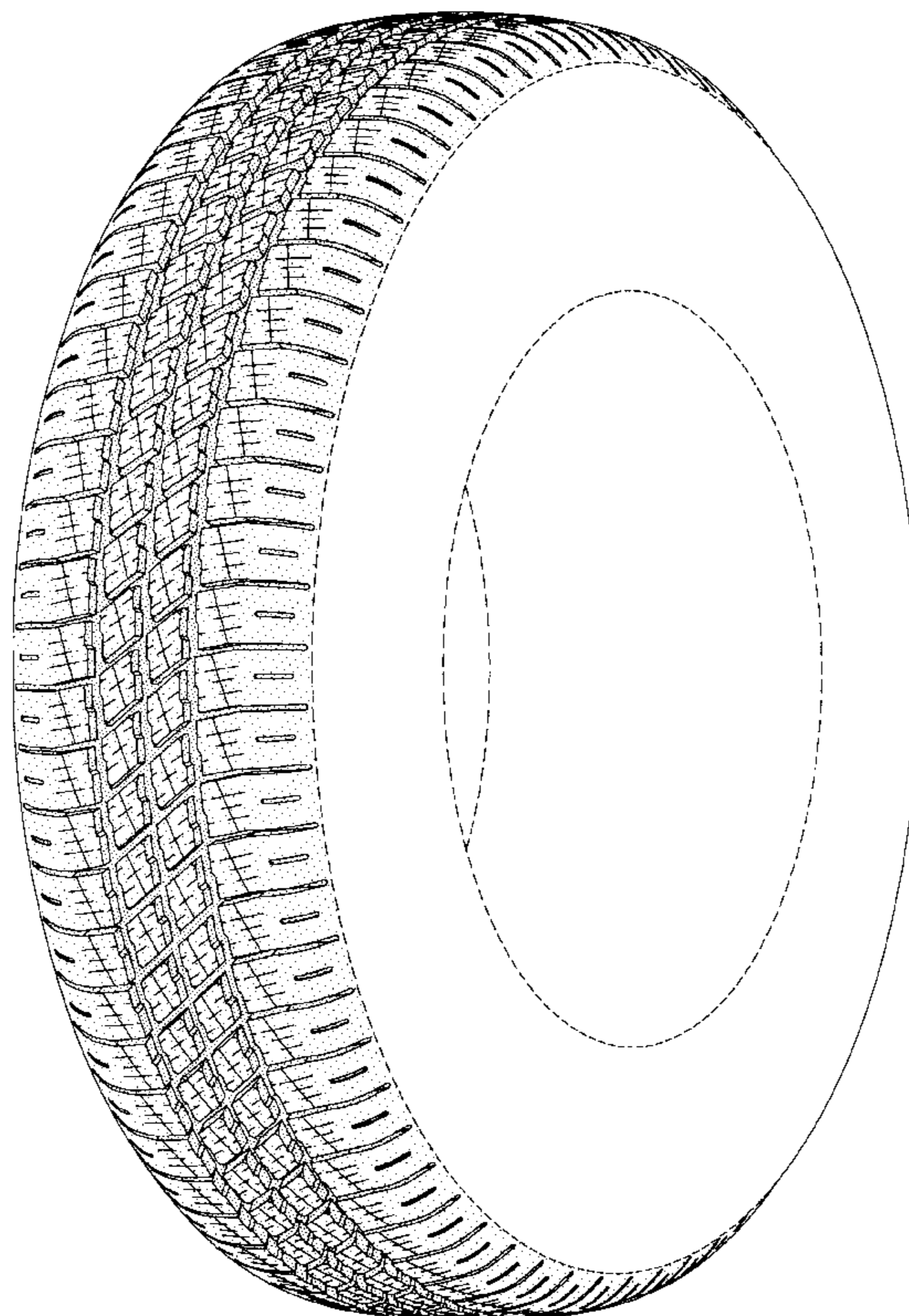
FIG. 2 is a front elevational view thereof;

FIG. 3 is a side elevational view thereof, the opposite side elevational view being identical thereto; and,

FIG. 4 is an enlarged fragmentary front perspective view thereof.

In the drawings, the broken lines defining the inner bead of the sidewall and the peripheral boundary between the tire tread and the sidewall are for illustrative purposes only and form no part of the claimed design.

1 Claim, 4 Drawing Sheets



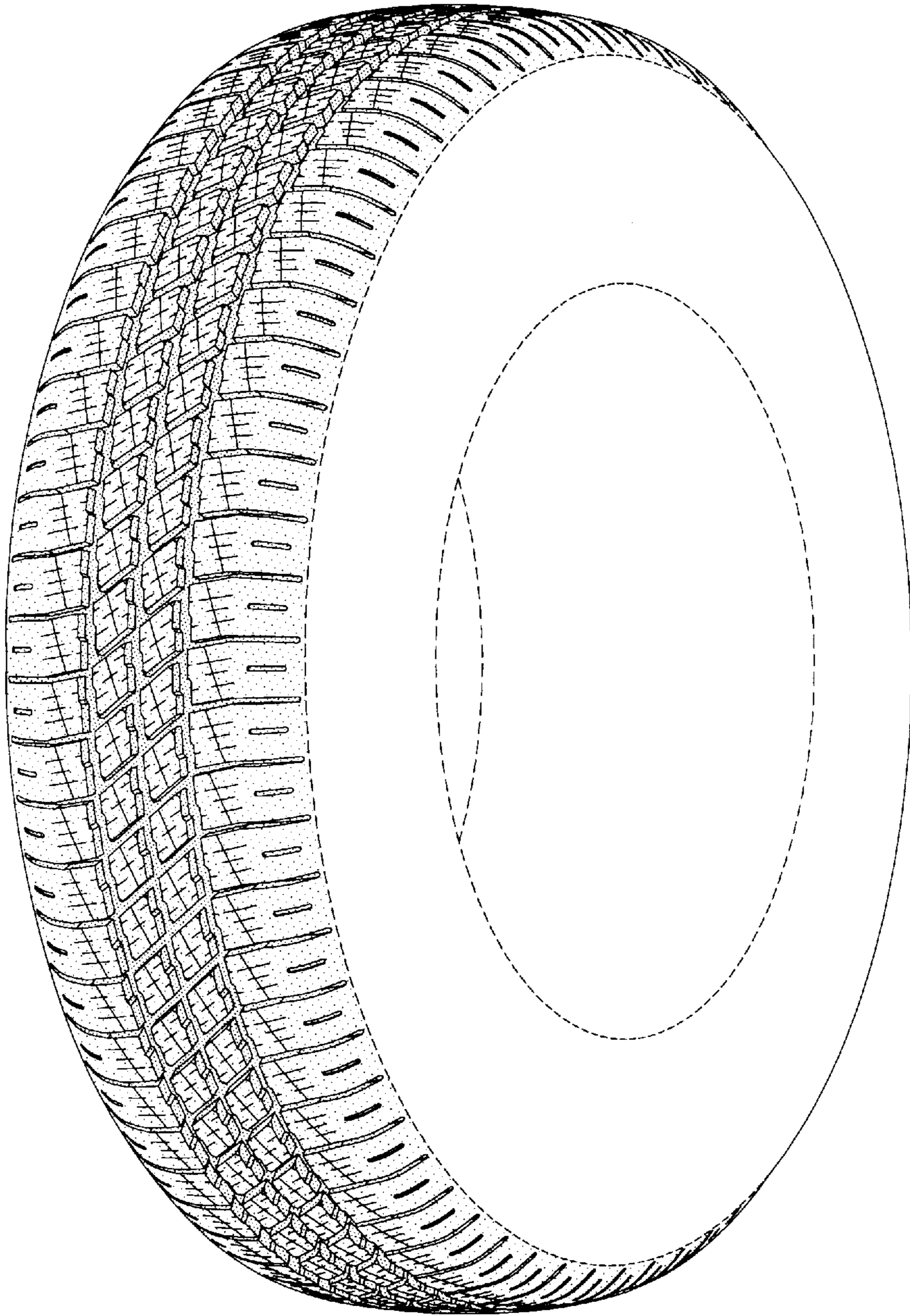


FIG-1

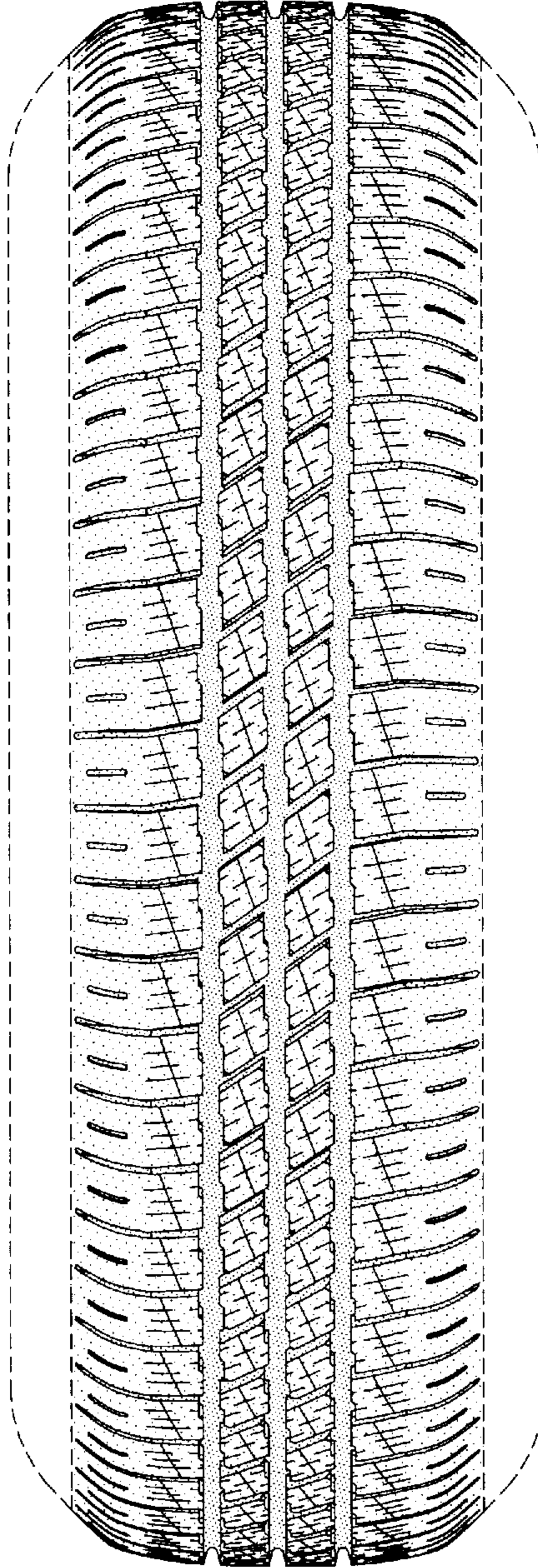


FIG-2

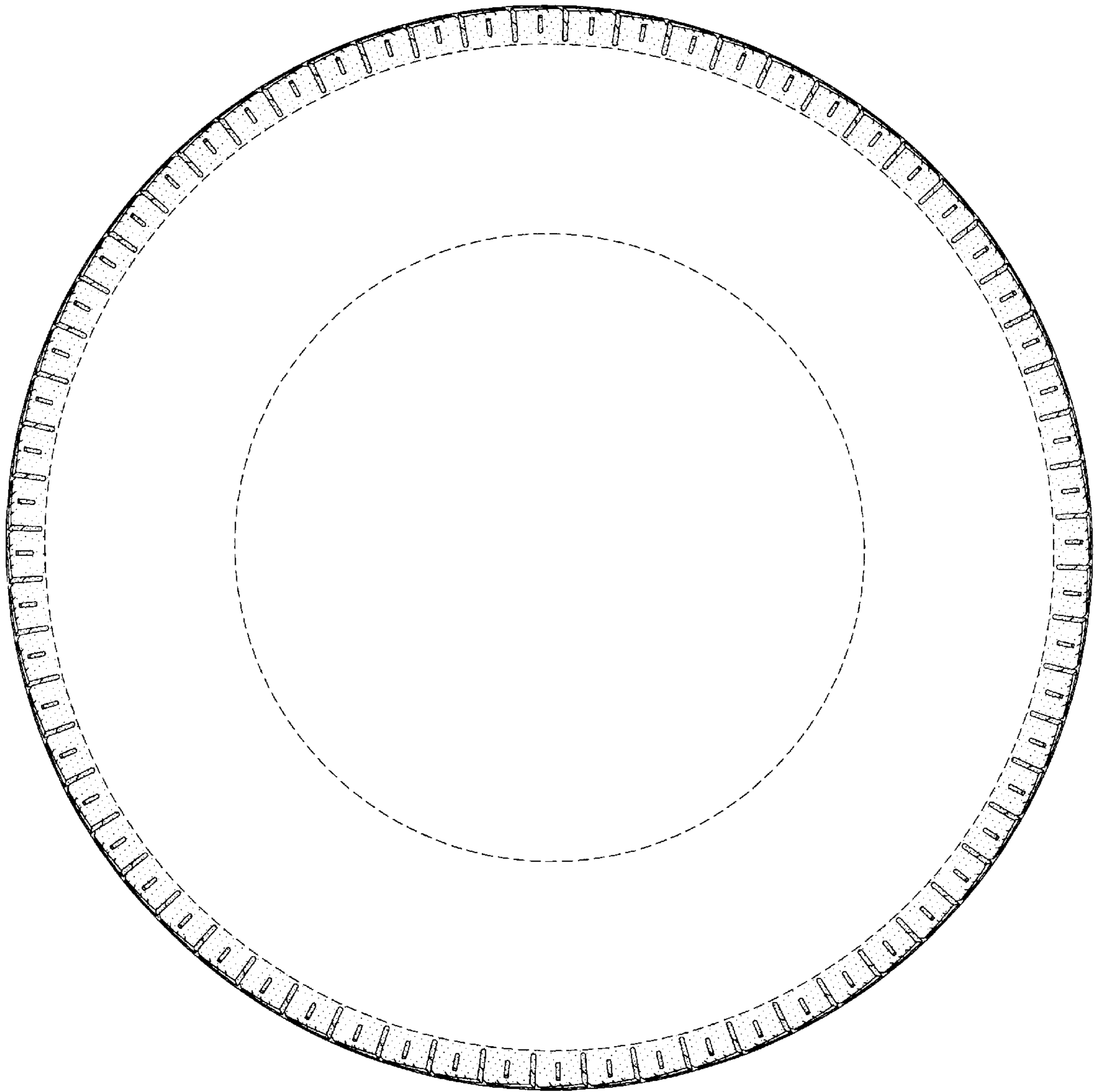


FIG-3

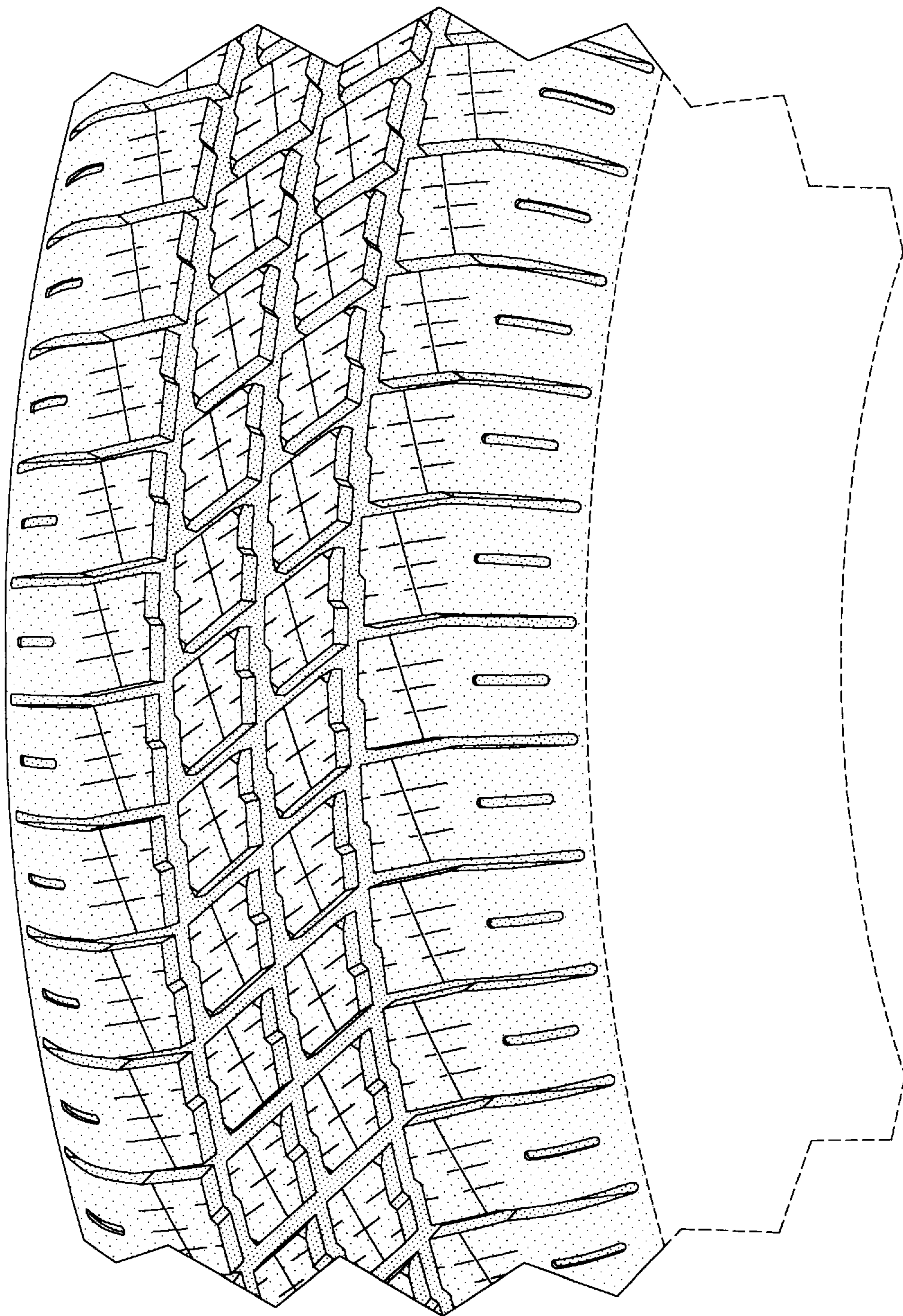


FIG-4