



US00D405729S

# United States Patent [19]

Hagmaier et al.

[11] Patent Number: **Des. 405,729**

[45] Date of Patent: **\*\*Feb. 16, 1999**

[54] **TIRE TREAD**

[75] Inventors: **Rodger Arland Hagmaier**, Hudson;  
**Arthur Webster Magee**, Akron, both of Ohio

[73] Assignee: **The Goodyear Tire & Rubber Company**, Akron, Ohio

[\*\*] Term: **14 Years**

[21] Appl. No.: **82,236**

[22] Filed: **Jan. 19, 1998**

[51] **LOC (6) Cl.** ..... **12-15**

[52] **U.S. Cl.** ..... **D12/143**

[58] **Field of Search** ..... D12/136-138,  
D12/140, 142-151; 152/209 R, 209 A,  
209 D

[56] **References Cited**

**U.S. PATENT DOCUMENTS**

D. 145,155	7/1946	Christie .....	D90/20
D. 215,525	10/1969	Brown .....	D12/142
D. 276,146	10/1984	Wolfe .....	D12/142
D. 289,511	4/1987	Baus .....	D12/143
D. 328,883	8/1992	Scheuren .....	D12/147
D. 364,133	11/1995	Baus .....	D12/143
D. 382,518	8/1997	Labbe et al. ....	D12/143
D. 390,522	2/1998	Rowe .....	D12/143
D. 390,817	2/1998	Graas et al. ....	D12/147
3,954,130	5/1976	Verdier .....	152/209 R
4,320,790	3/1982	Corner et al. ....	152/209 R

4,484,610	11/1984	Wallet et al. ....	152/209 R
4,676,290	6/1987	Tansey et al. ....	152/209 R
5,024,260	6/1991	Ochiai .....	152/209 R
5,417,269	5/1995	Kinoshita et al. ....	152/209 R
5,503,208	4/1996	Kamegawa et al. ....	152/209 R

**OTHER PUBLICATIONS**

Bilt-Mor Super Highway Tire, Feb. 1996 Tread design Guide, p. 81.  
Dayton Heavy Duty Low Boy Tire, Feb. 1996 Tread Design Guide, p. 89.  
Fulda Ecostar Tire, Feb. 1996 Tread Design Guide, p. 136.

*Primary Examiner*—Robert M. Spear  
*Attorney, Agent, or Firm*—T P Lewandowski

[57] **CLAIM**

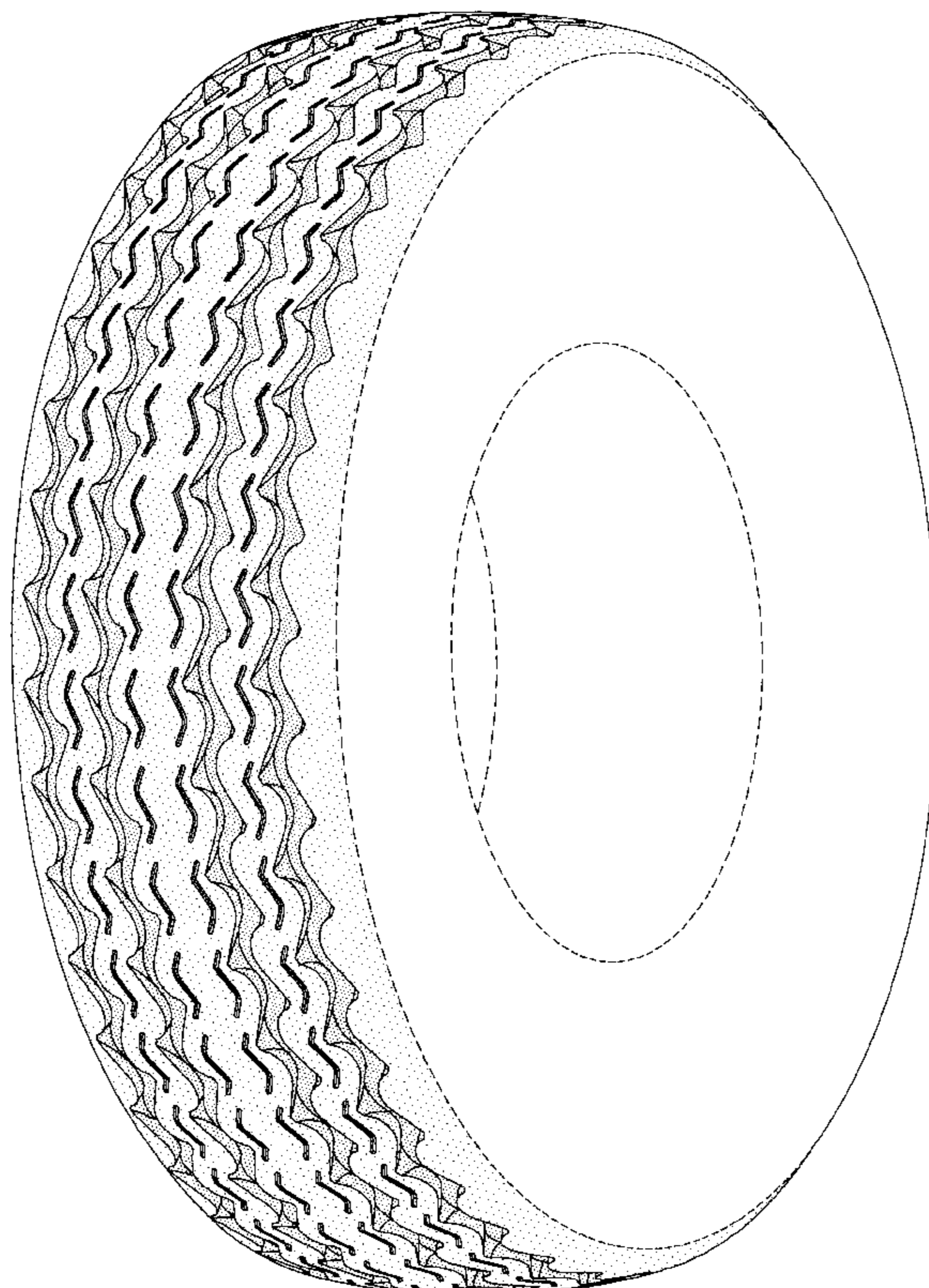
The ornamental design for a tire tread, as shown and described.

**DESCRIPTION**

FIG. 1 is a perspective view of a tire tread showing our new design, it being understood that the pattern repeats uniformly throughout the circumference of the tread;  
FIG. 2 is a front elevational view thereof;  
FIG. 3 is a side elevational view thereof, the opposite side elevational view being identical thereto; and,  
FIG. 4 is an enlarged fragmentary front perspective view thereof.

In the drawings, the broken lines defining the inner bead of the sidewall and the peripheral boundary between the tire and the sidewall are for illustrative purposes only and form no part of the claimed design.

**1 Claim, 4 Drawing Sheets**



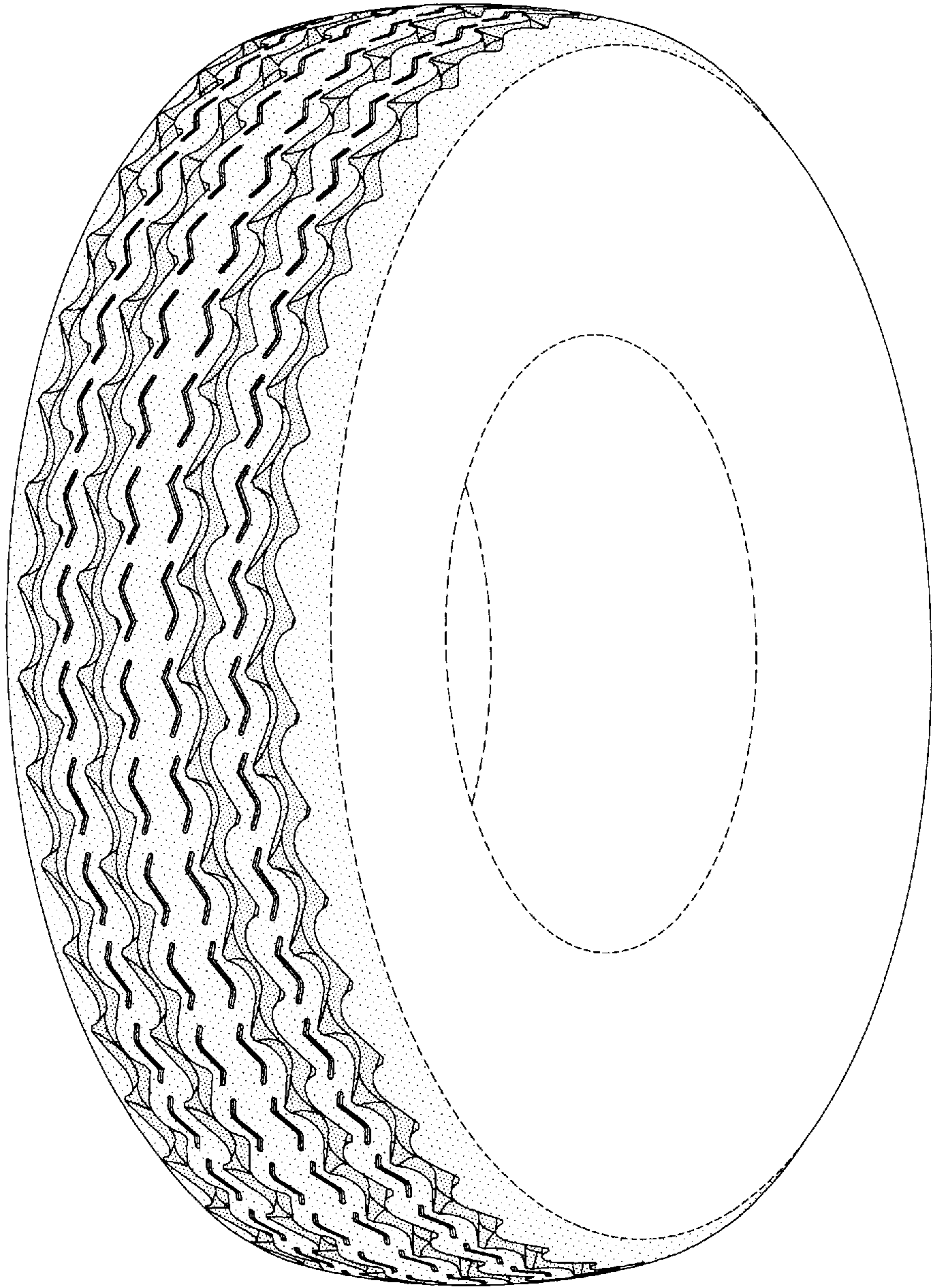


FIG-1




FIG-2

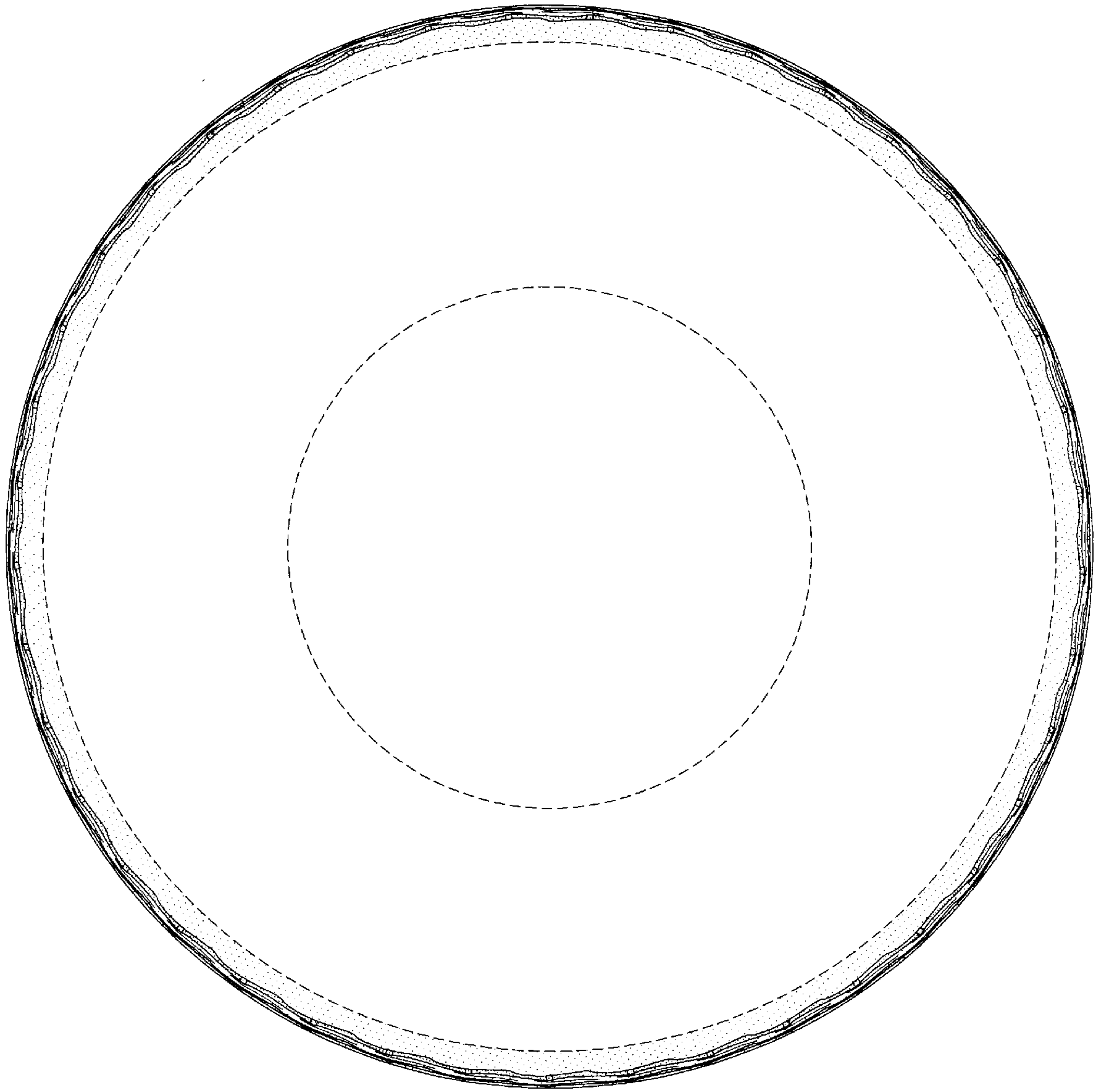


FIG-3

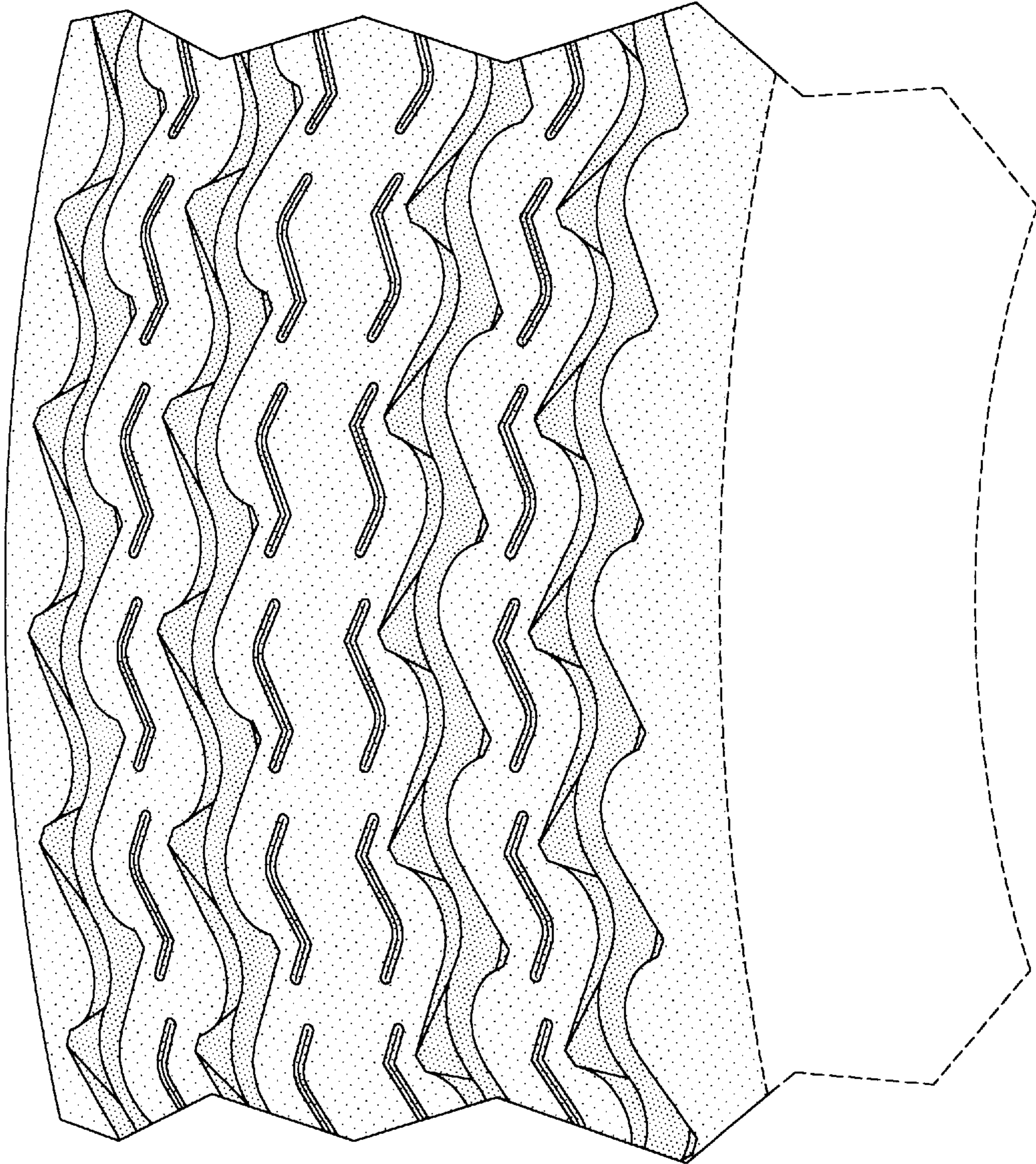


FIG-4