



US00D405711S

United States Patent [19]
Feuvrier

[11] **Patent Number: Des. 405,711**

[45] **Date of Patent: **Feb. 16, 1999**

[54] **WATCH BRACELET**

D. 311,152 10/1990 Cowan D11/19
D. 328,263 7/1992 Cowan D11/19

[75] Inventor: **Gabriel Feuvrier**, La Chaux-de-Fonds,
Switzerland

Primary Examiner—Ralf Seifert
Attorney, Agent, or Firm—McGlew and Tuttle

[73] Assignee: **Kelek S.A.**, La Chaux-de-Fonds,
Switzerland

[**] Term: **14 Years**

[57] **CLAIM**

The ornamental design for a watch bracelet, as shown and described.

[21] Appl. No.: **76,402**

[22] Filed: **Sep. 11, 1997**

DESCRIPTION

[30] **Foreign Application Priority Data**

Mar. 17, 1997 [XH] Hague Agreement DM/039539

FIG. 1 is a perspective view of the watch bracelet;

[51] **LOC (6) Cl.** **11-01**

FIG. 2 is a front view of the watch bracelet;

[52] **U.S. Cl.** **D11/19**

FIG. 3 is a rear view of the watch bracelet;

[58] **Field of Search** D10/30, 32, 38;
D11/3, 4, 12-17, 93, 99; 224/171, 175,
178; 59/78, 78.1, 79.3-85; 63/1.1-6

FIG. 4 is a right side view of the watch bracelet;

FIG. 5 is a left side view of the watch bracelet;

FIG. 6 is a top view of the watch bracelet; and,

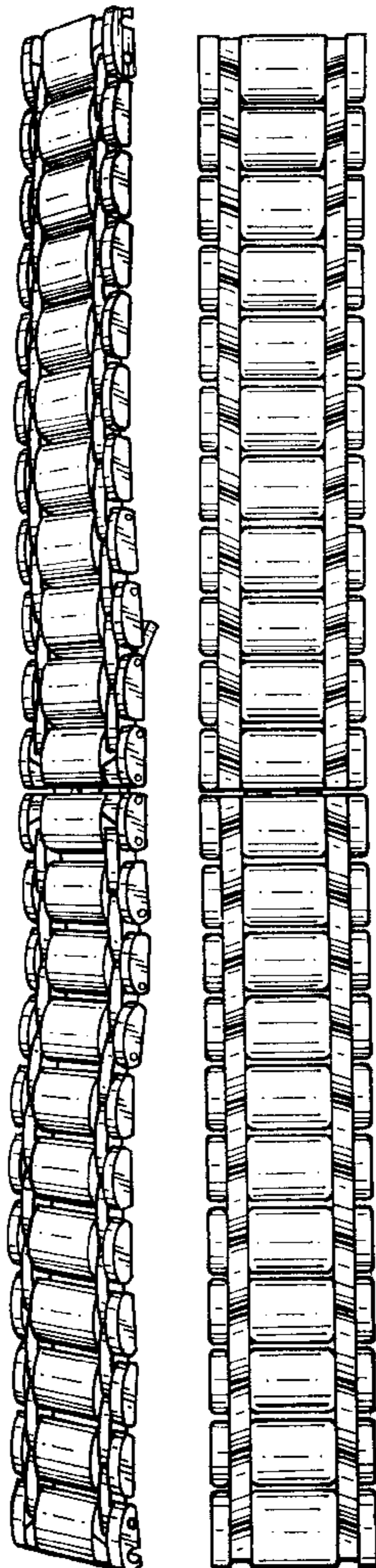
FIG. 7 is a bottom view of the watch bracelet design.

[56] **References Cited**

U.S. PATENT DOCUMENTS

D. 166,877 5/1952 Rodriguez D11/21

1 Claim, 3 Drawing Sheets



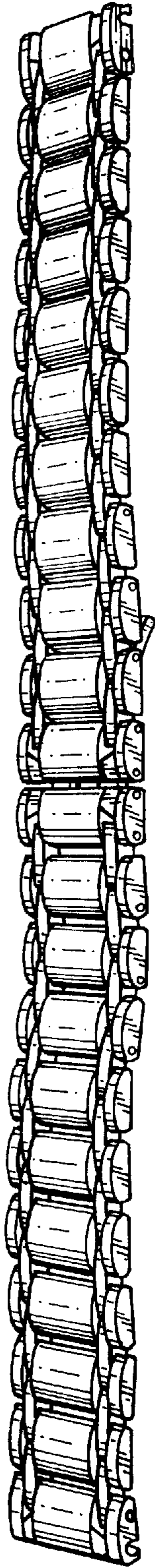


FIG. 1

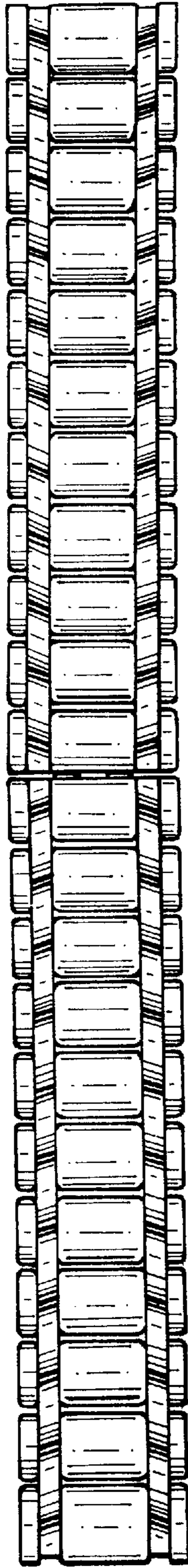


FIG. 2

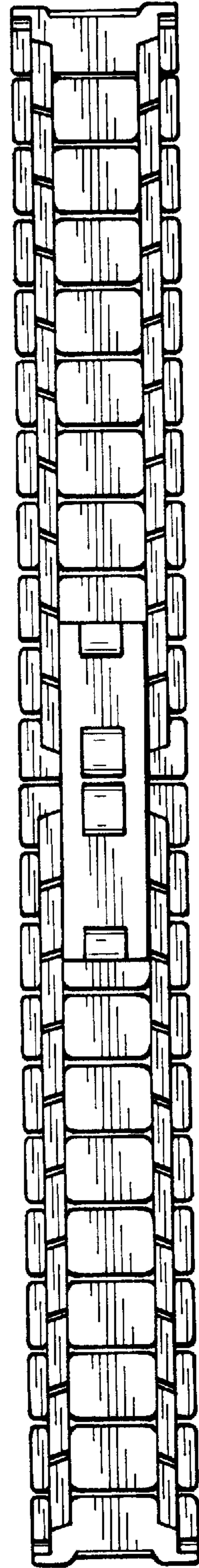


FIG. 3

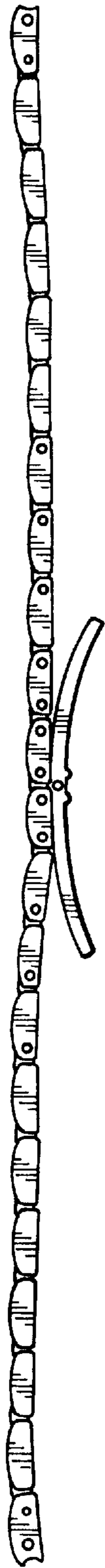


FIG. 4

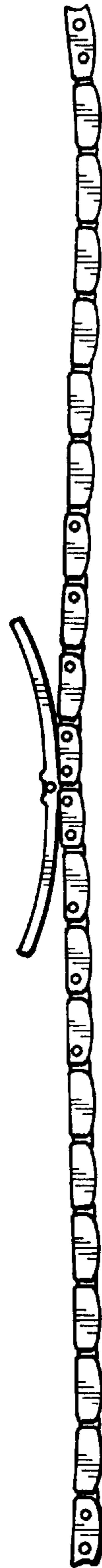


FIG. 5



FIG. 6



FIG. 7