



US00D405697S

United States Patent [19]
Gelinas

[11] **Patent Number: Des. 405,697**

[45] **Date of Patent: **Feb. 16, 1999**

[54] **COMBINED BOTTLE AND CAP**

[75] Inventor: **James F. Gelinas**, Agoura Hills, Calif.

[73] Assignee: **Styling Technology Corporation**,
Phoenix, Ariz.

[**] Term: **14 Years**

[21] Appl. No.: **85,711**

[22] Filed: **Mar. 27, 1998**

[51] **LOC (6) Cl.** **09-01**

[52] **U.S. Cl.** **D9/520; D9/521; D9/542**

[58] **Field of Search** D9/520, 521, 529,
D9/539, 540, 542, 543, 302; 215/382, 383,
384; 222/210, 212, 213

[56] **References Cited**

U.S. PATENT DOCUMENTS

D. 244,176	5/1977	Pardo	D9/520
D. 323,780	2/1992	Addante	D9/521
D. 328,246	7/1992	Nottingham et al.	D9/520
D. 343,360	1/1994	Poo	D9/542

D. 370,848	6/1996	Dziersk et al.	D9/520
D. 378,733	4/1997	Asuff et al.	D9/521
5,499,748	3/1996	Iaia et al.	222/213

Primary Examiner—Lucy Lieberman
Attorney, Agent, or Firm—Fitzpatrick, Cella, Harper & Scinto

[57] **CLAIM**

I claim the ornamental design for a combined bottle and cap, as shown and described.

DESCRIPTION

FIG. 1 is a perspective view of a combined bottle and cap showing my new design;
FIG. 2 is a front elevational view thereof, the rear elevational view being the same as said front elevational view;
FIG. 3 is a right side elevational view thereof; the left side elevational view being the same as said right side elevational view;
FIG. 4 is a top plan view thereof; and,
FIG. 5 is a bottom plan view thereof.

1 Claim, 2 Drawing Sheets

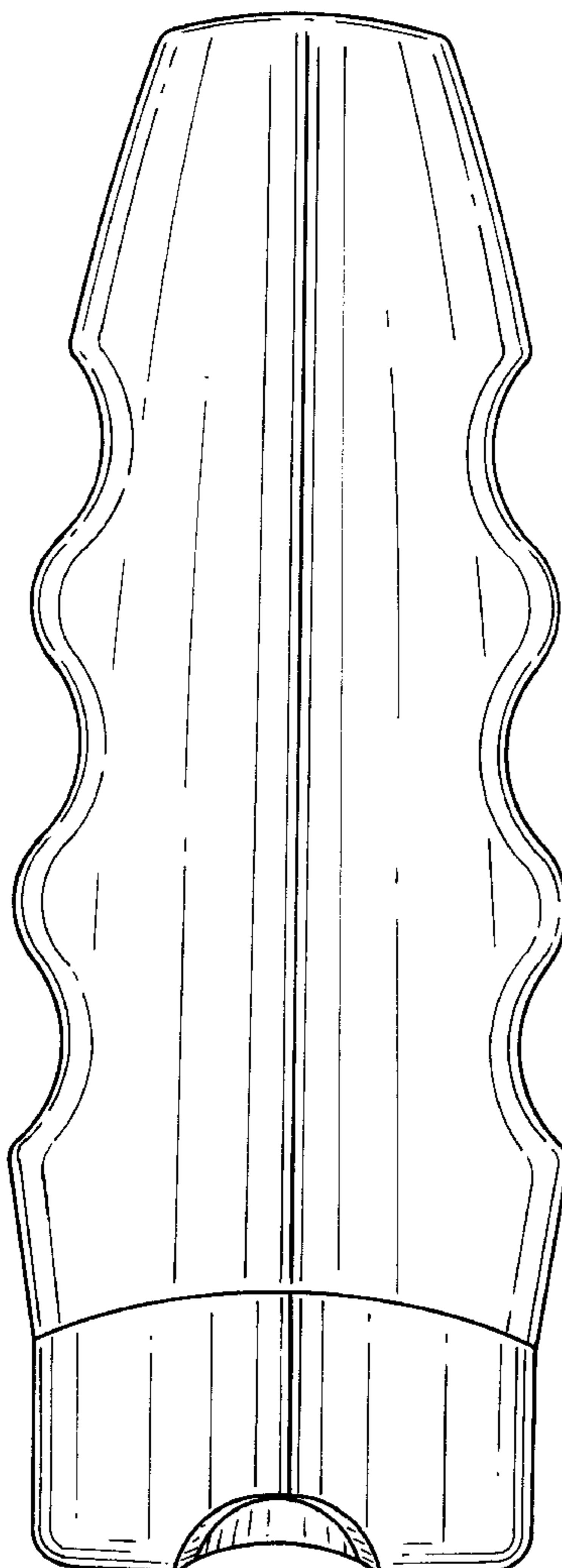


FIG. 1

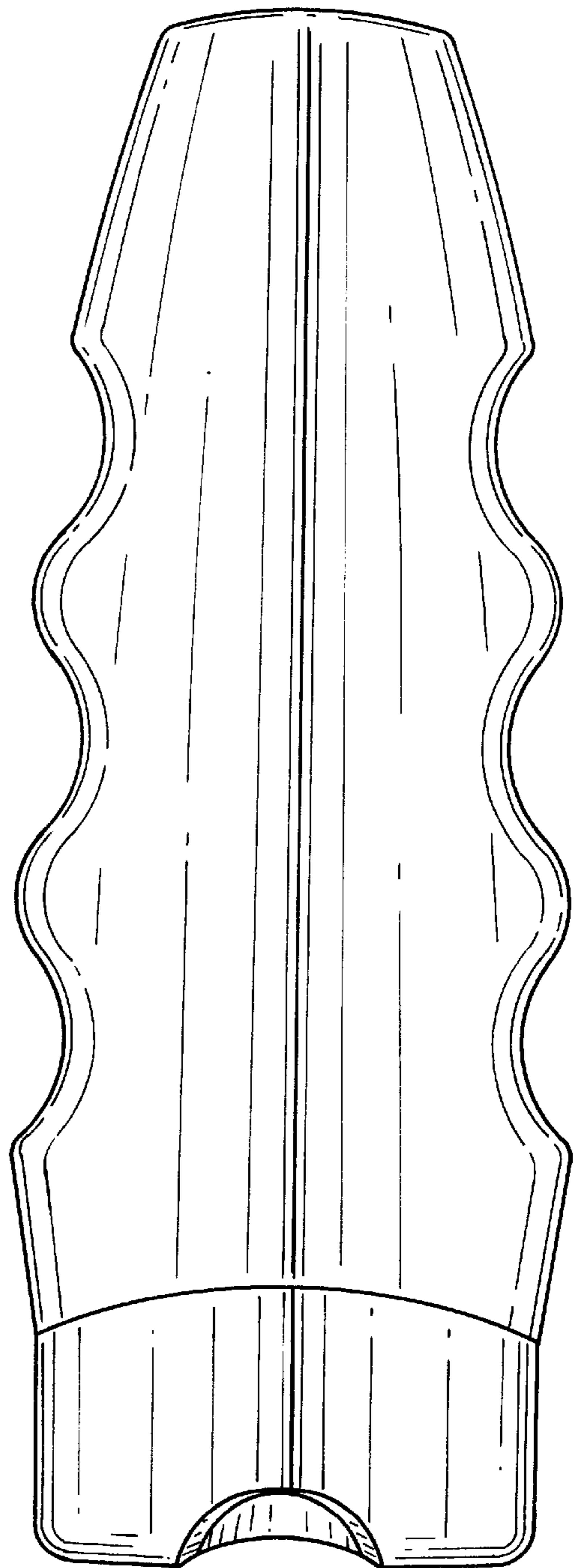



FIG. 2

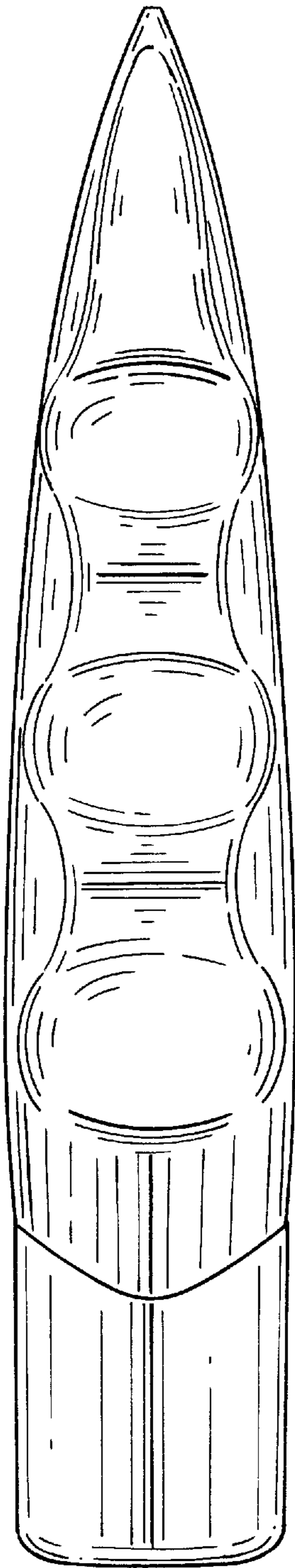


FIG. 3

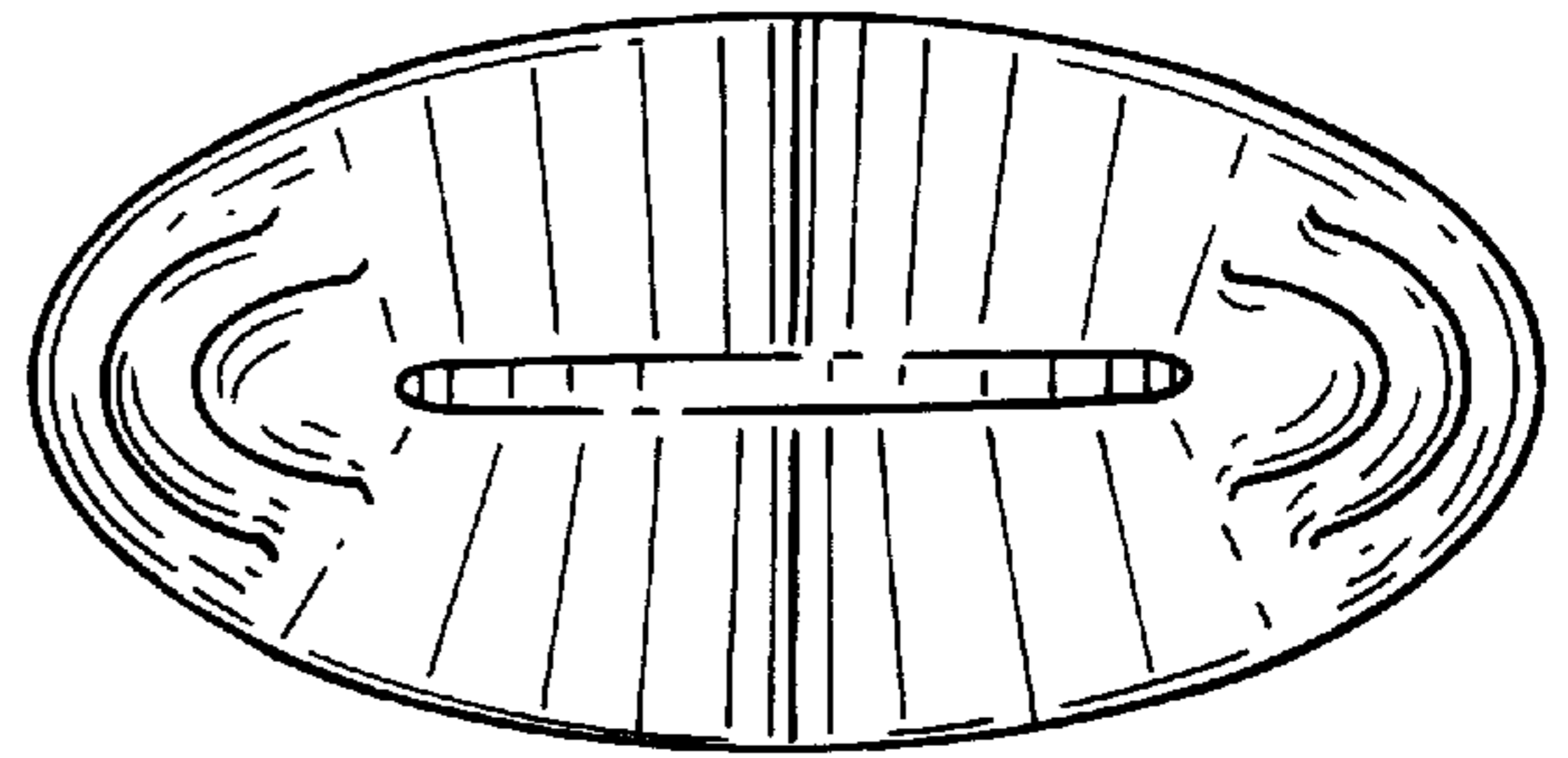


FIG. 4

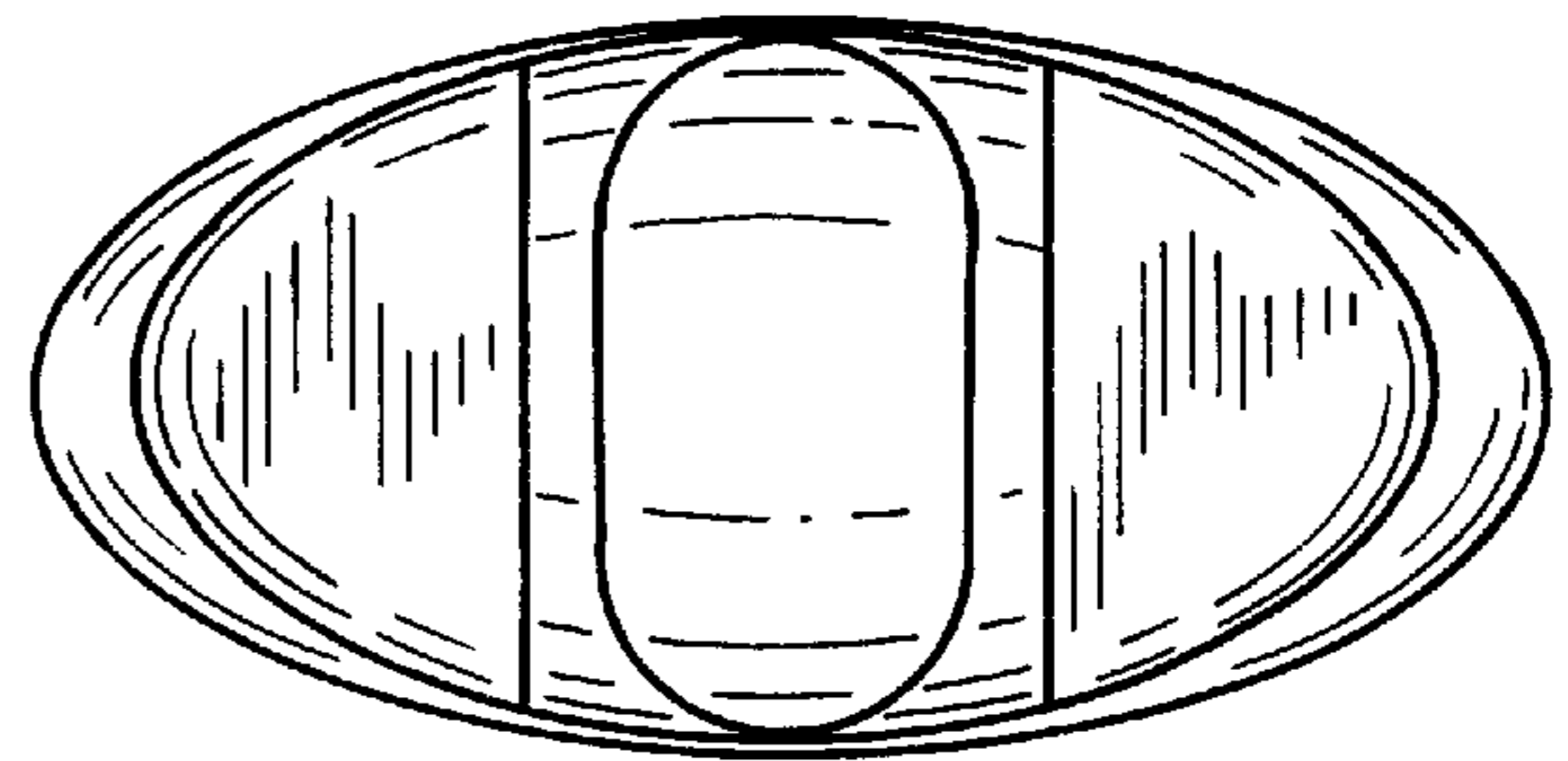


FIG. 5