



US00D405694S

United States Patent [19]

Kokenge et al.

[11] **Patent Number: Des. 405,694**

[45] **Date of Patent: **Feb. 16, 1999**

[54] **UPPER PORTION OF A CONTAINER**

[75] Inventors: **Emily Kitchings Kokenge**, Cincinnati;
Mark T. Lund, West Chester, both of
Ohio; **Ares Marasligiller**, Villa Hills,
Ky.

[73] Assignee: **The Procter & Gamble Company**,
Cincinnati, Ohio

[**] Term: **14 Years**

[21] Appl. No.: **76,565**

[22] Filed: **Sep. 10, 1997**

Related U.S. Application Data

[62] Division of Ser. No. 65,044, Jan. 17, 1997.

[51] **LOC (6) Cl.** **09-07**

[52] **U.S. Cl.** **D9/448; D9/434**

[58] **Field of Search** D9/300, 434, 448,
D9/504, 529, 545; 220/915; 222/153.1,
182, 402.13; 239/333, 337, 383, 355

[56] **References Cited**

U.S. PATENT DOCUMENTS

D. 225,733 1/1973 Louise D9/448

D. 236,084 7/1975 Petterson D9/300
D. 302,389 7/1989 Pardo D9/448
D. 315,292 3/1991 Seager D9/300
D. 319,967 9/1991 Battegazzore D9/300
5,385,303 1/1995 Gosselin et al. 222/153.1

Primary Examiner—James Gandy
Assistant Examiner—Cathron B. Matta
Attorney, Agent, or Firm—Jack L. Oney, Jr.; William Scott
Andes


[57] **CLAIM**

The ornamental design for a upper portion of a container, as
shown and described.

DESCRIPTION

FIG. 1 is a perspective view of a upper portion of a
container, embodying our new design;
FIG. 2 is a right side elevational view thereof;
FIG. 3 is a top view thereof;
FIG. 4 is a front elevational view thereof;
FIG. 5 is a left side elevatioanl view thereof; and,
FIG. 6 is a rear elevational view thereof.
The broken lines shown in the figures are for illustrative
purposes only, and form no part of the claimed invention.

1 Claim, 2 Drawing Sheets






Fig. 1



Fig. 3




Fig. 2




Fig. 4




Fig. 5




Fig. 6