



US00D405667S

United States Patent [19]
Rivera

[11] **Patent Number: Des. 405,667**

[45] **Date of Patent: **Feb. 16, 1999**

[54] **PIERCED PORTION OF A BLADE**

[75] Inventor: **Benjamin C. Rivera**, West Linn, Oreg.

[73] Assignee: **Leatherman Tool Group, Inc.**,
Portland, Oreg.

[**] Term: **14 Years**

[21] Appl. No.: **78,630**

[22] Filed: **Oct. 30, 1997**

[51] **LOC (6) Cl.** **08-03**

[52] **U.S. Cl.** **D8/20**

[58] **Field of Search** D8/98, 99, 20;
D22/118; 30/151, 152, 153, 154, 155, 156,
157, 158, 159, 160, 161, 162

[56] **References Cited**

U.S. PATENT DOCUMENTS

D. 280,179	8/1985	Miceli	D8/99
D. 304,154	10/1989	Osterhout	D8/99
D. 344,006	2/1994	Glesser	D8/99
2,869,232	1/1959	Kivela	30/161
4,347,665	9/1982	Glesser	30/161
4,555,822	12/1985	Miceli	7/119
5,111,581	5/1992	Collins	30/161
5,511,310	4/1996	Sessions et al.	30/161
5,537,750	7/1996	Seber et al.	30/161

OTHER PUBLICATIONS

SOG, Auto-Clip folding knife, prior to Jun. 1997.
Hoppes, Division of Penguin Industries, Coatesville, PA,
folding knife with hex wrenches, prior to Jun. 1997.

Primary Examiner—Philip S. Hyder
Attorney, Agent, or Firm—Chernoff, Vilhauer, McClung &
Stenzel

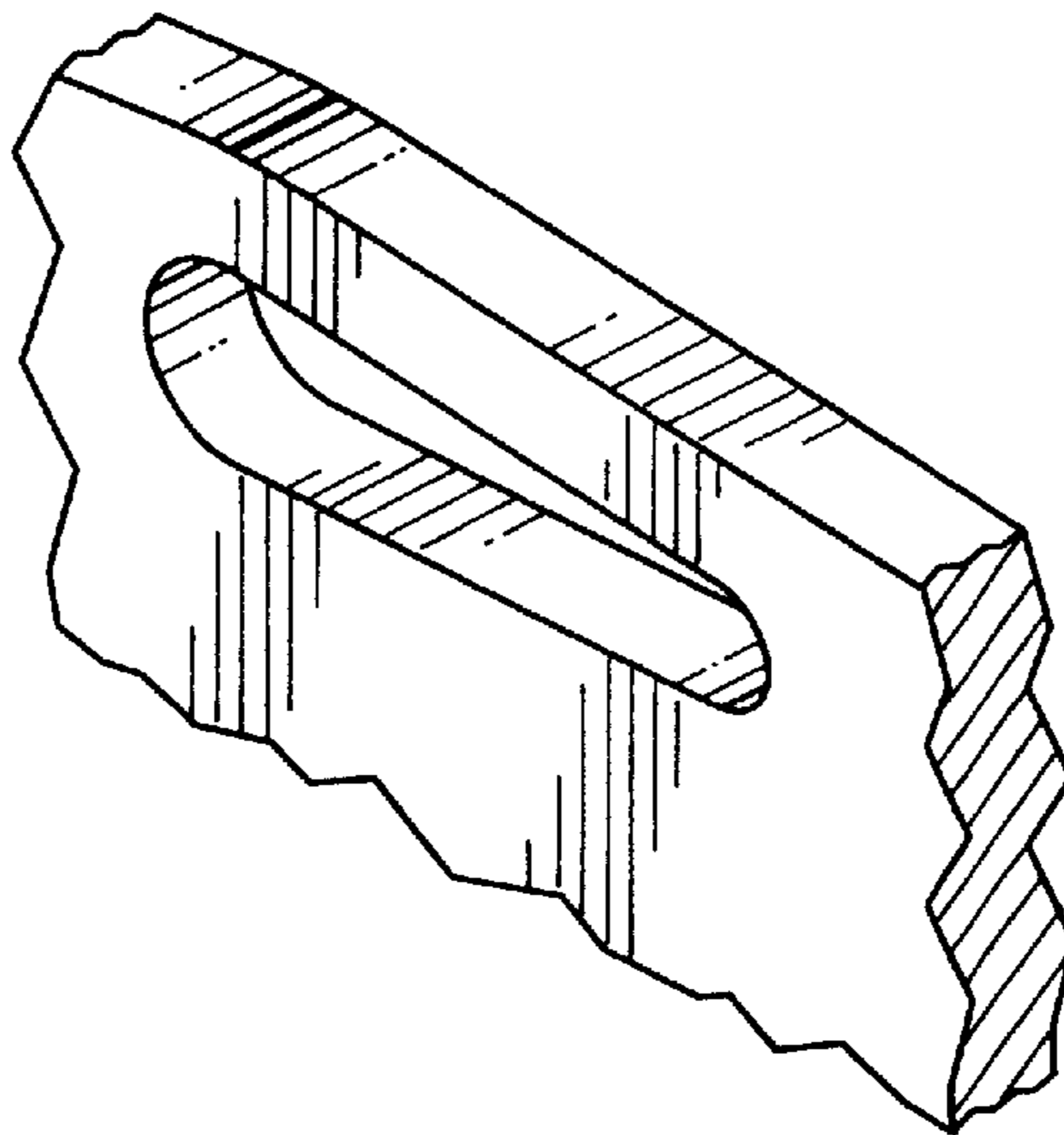
[57] **CLAIM**

The ornamental design for a pierced portion of a blade, as
shown and described.

DESCRIPTION

FIG. 1 is a side elevational view of a pierced portion of a
blade showing my new design, wherein the broken line
portions of the view are for illustrative purposes only and
form no part of the claimed design;
FIG. 2 is a perspective view of the portion of the knife blade
shown in solid line in FIG. 1, showing my new design;
FIG. 3 is a top plan view showing the back thereof;
FIG. 4 is a bottom plan view thereof, omitting the edge
portion of the blade shown in FIG. 1, since the edge portion
is not a part of the design sought to be patented;
FIG. 5 is a left end view thereof;
FIG. 6 is a section view thereof, taken along line 6—6; and,
FIG. 7 is a right end view thereof.

1 Claim, 1 Drawing Sheet



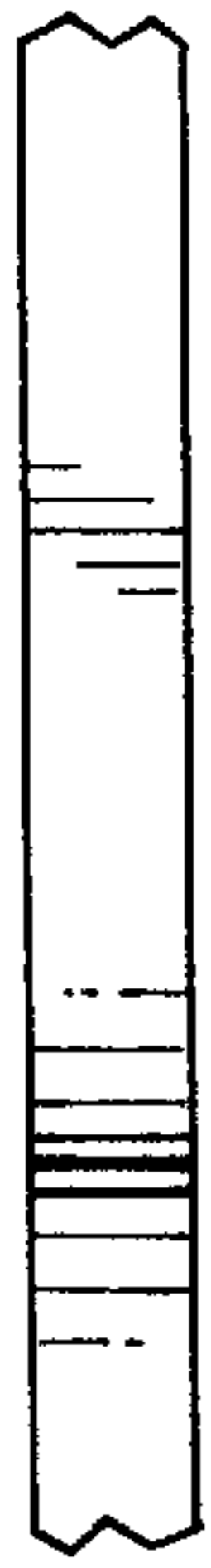
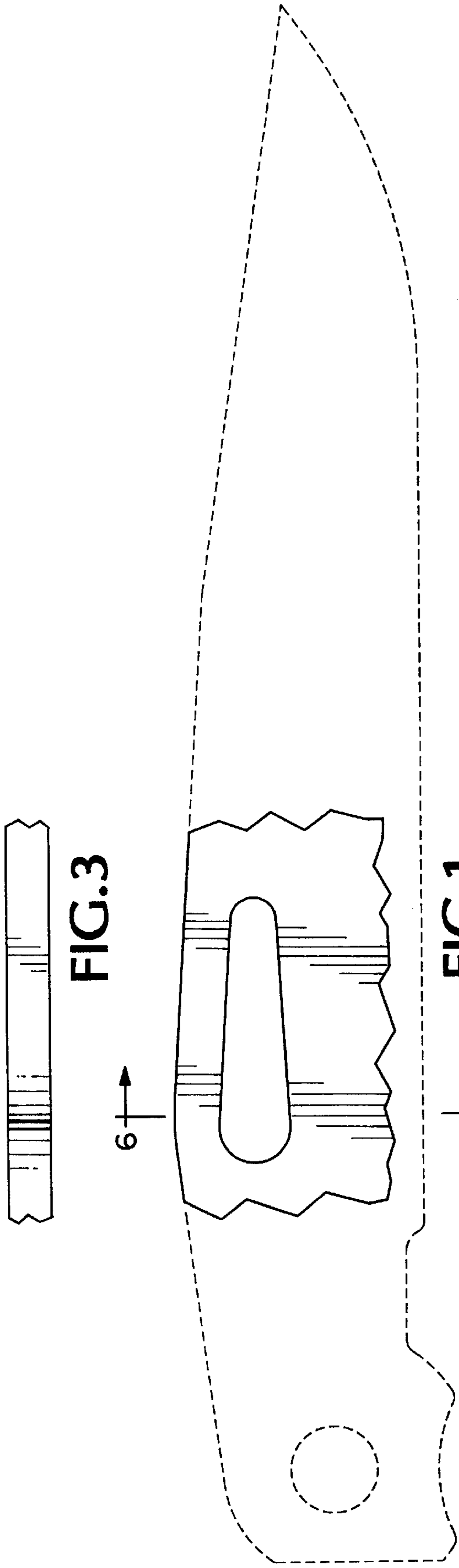


FIG. 3



FIG. 1

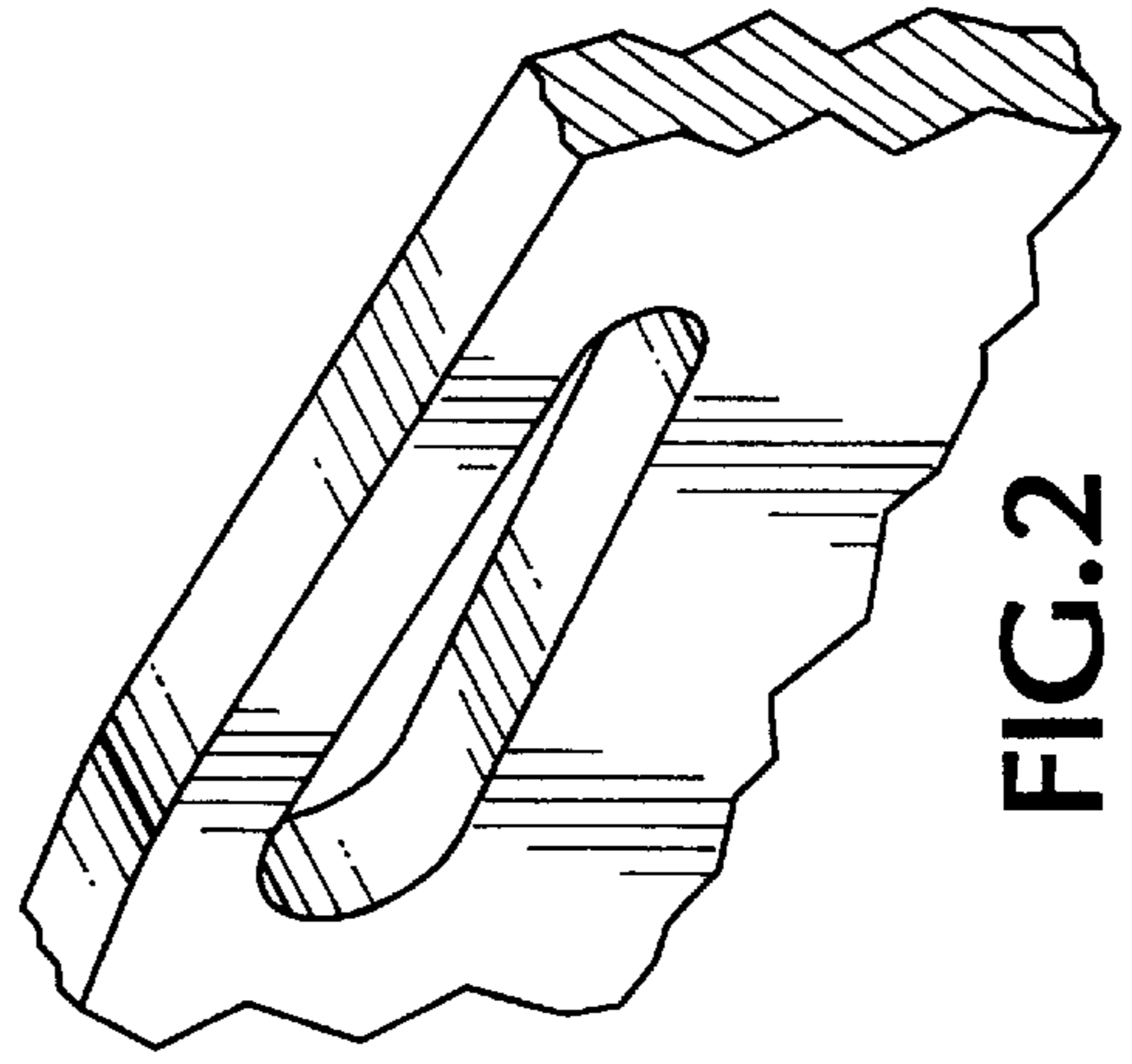
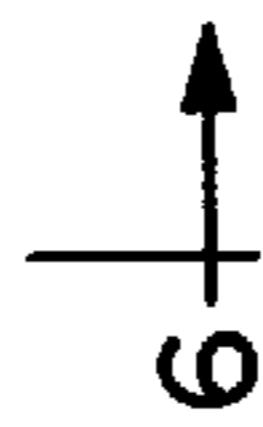


FIG. 2

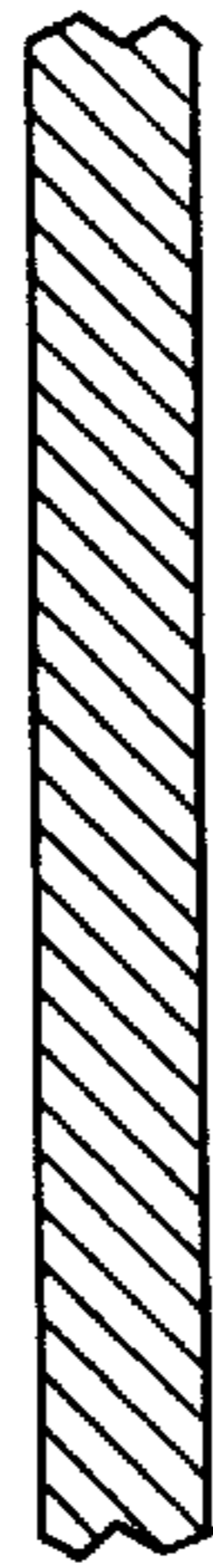


FIG. 4



FIG. 7



FIG. 6

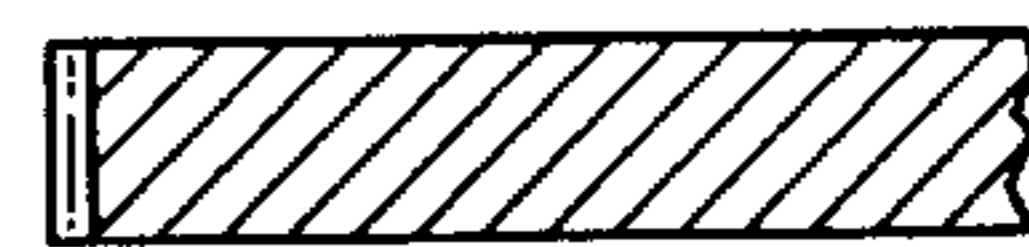


FIG. 5