

US00D405662S

# United States Patent [19] Evans

[11] **Patent Number: Des. 405,662**

[45] **Date of Patent: \*\*Feb. 16, 1999**

[54] **SUPPORT STAKE**

[76] Inventor: **Donald Evans**, 1405 Huntington Cir.,  
Reno, Nev. 89509

[\*\*] Term: **14 Years**

[21] Appl. No.: **89,641**

[22] Filed: **Jun. 18, 1998**

[51] **LOC (6) Cl. .... 08-01**

[52] **U.S. Cl. .... D8/1**

[58] **Field of Search ..... D8/1, 394-396;**  
47/47, 48.5; 248/87

[56] **References Cited**

**U.S. PATENT DOCUMENTS**

D. 300,900	5/1989	Dyke	.....	D8/1
D. 328,242	7/1992	Chan	.....	D8/388
D. 335,802	5/1993	Klump	.....	D8/1
4,483,098	11/1984	Anderson	.....	47/47
4,750,293	6/1988	Dyke	.....	47/47
5,349,780	9/1994	Dyke	.....	24/458
5,542,210	8/1996	Hupfl	.....	47/47

*Primary Examiner*—Holly Baynham  
*Attorney, Agent, or Firm*—Ian F. Burns

[57] **CLAIM**

I claim the ornamental design for the support stake, as shown and described.

**DESCRIPTION**

FIG. 1 is a side perspective view of the support stake of the present invention;

FIG. 2 is an enlarged front elevational view of the support stake of the present invention;

FIG. 3 is a rear elevational view of the support stake of the present invention;

FIG. 4 is a right side elevational view of the support stake of the present invention, the left side elevational view being a mirror image thereof;

FIG. 5 is a top plan view of the support stake of the present invention; and,

FIG. 6 is a bottom view of the support stake of the present invention.

The broken line showing of a tree and ground is for illustrative purposes only and forms no part of the claimed design.

The support stake is shown broken away in FIGS. 2-4 to indicate indeterminate length.

**1 Claim, 1 Drawing Sheet**

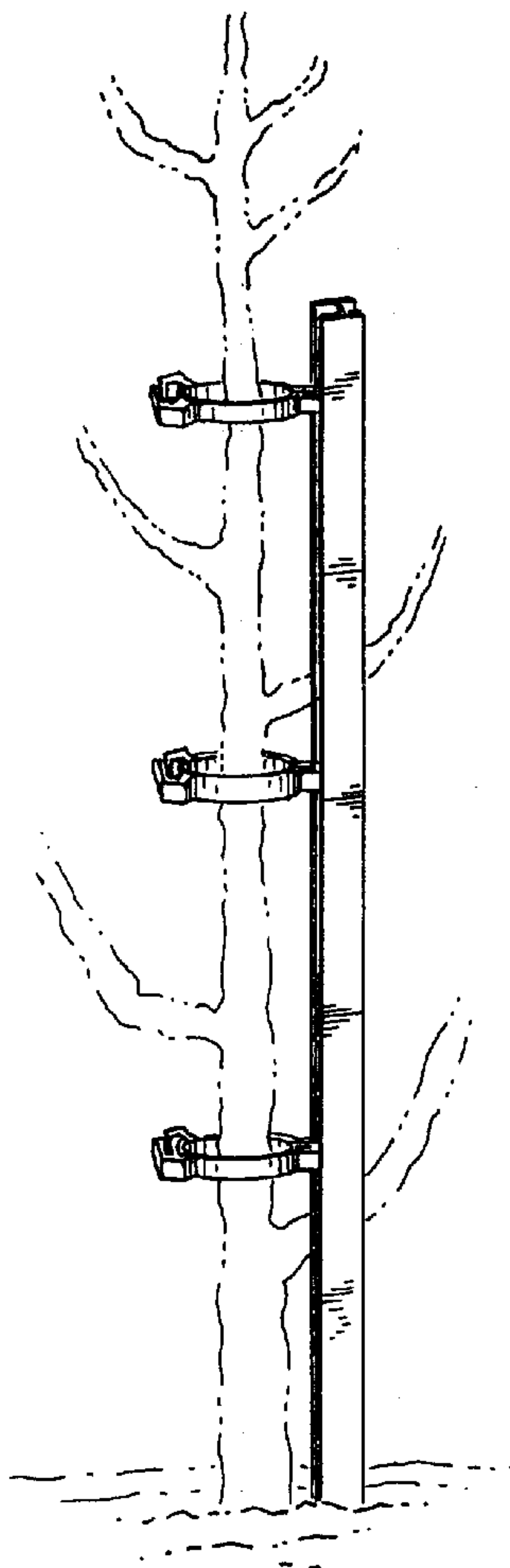


FIG. 1

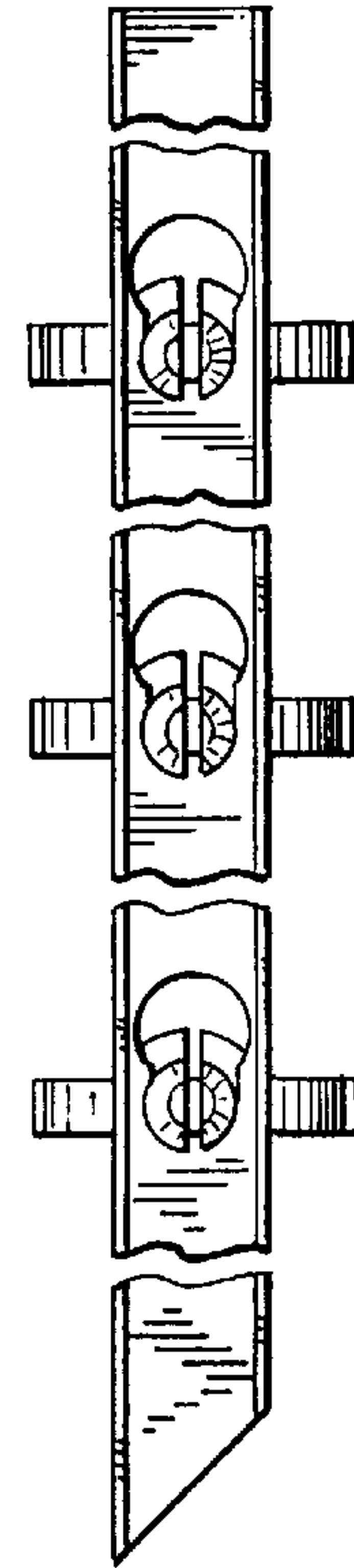
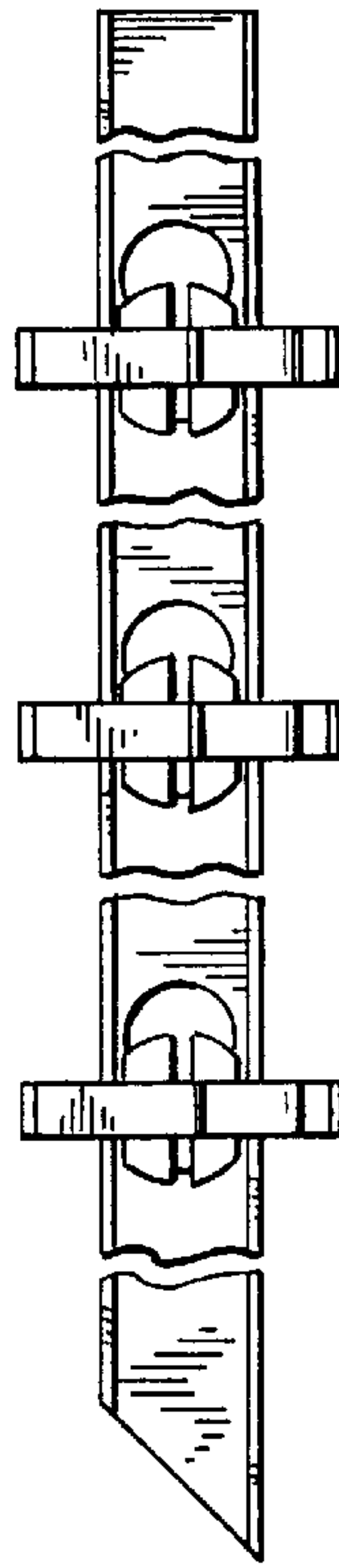
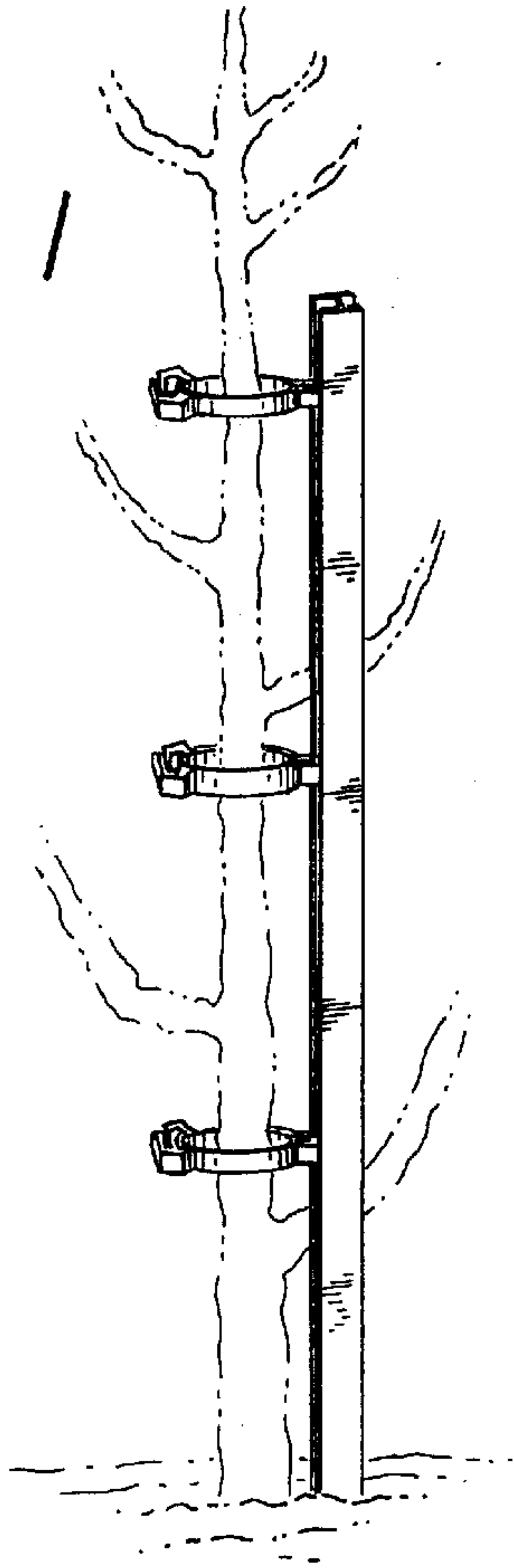


FIG. 2

FIG. 3

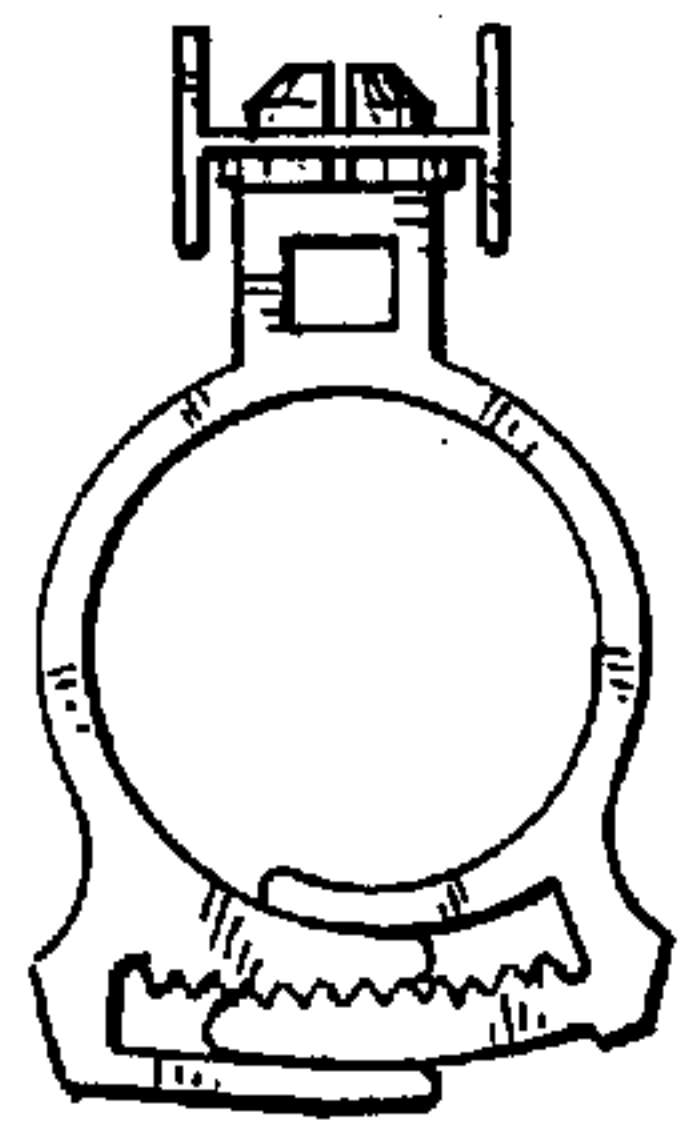


FIG. 5

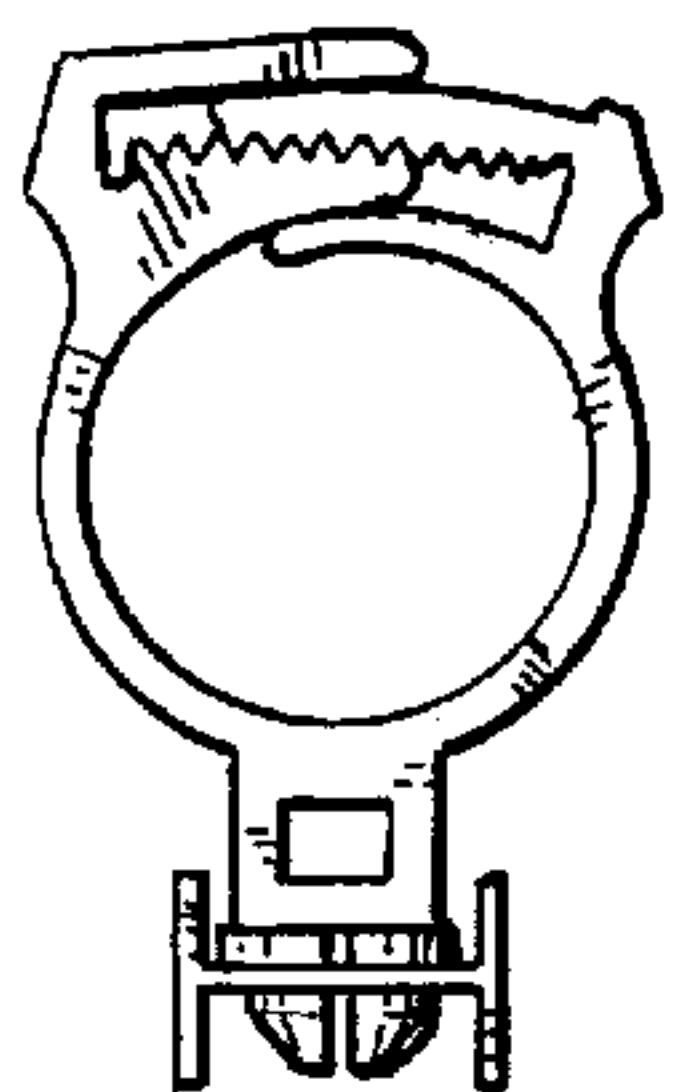


FIG. 6

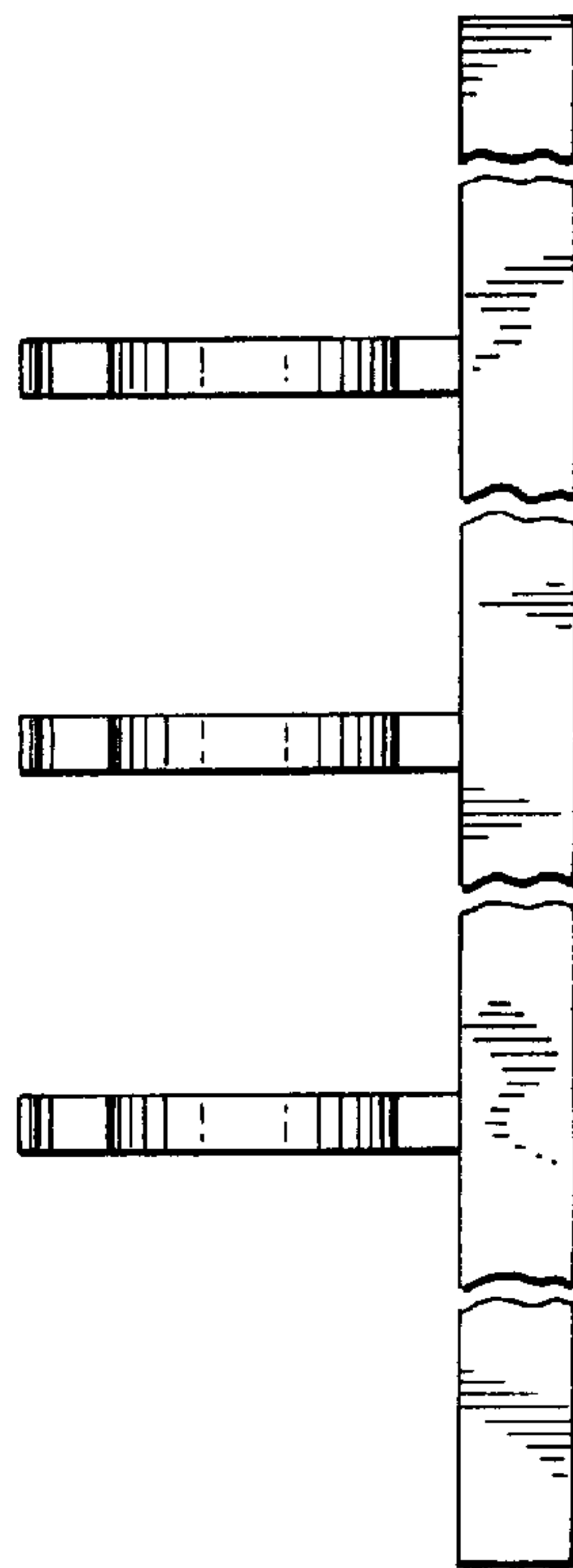


FIG. 4