

US00D405658S

United States Patent [19]
Crane et al.

[11] **Patent Number: Des. 405,658**

[45] **Date of Patent: **Feb. 16, 1999**

[54] **DECORATIVE SPOON**

2,833,084 5/1958 Hlousek D7/656 X

[75] Inventors: **John A. Crane; Cyril Crane**, both of Downers Grove, Ill.

Primary Examiner—Caron D. Veynar
Attorney, Agent, or Firm—Knechtel, Demeur & Samlan

[73] Assignee: **JAC Investments, Inc.**, Elk Grove Village, Ill.

[57] **CLAIM**

[**] Term: **14 Years**

The ornamental design for a decorative spoon, as shown and described.

[21] Appl. No.: **89,421**

DESCRIPTION

[22] Filed: **Jun. 15, 1998**

FIG. 1 is a perspective view for a decorative spoon showing our new design thereof;

[51] **LOC (6) Cl.** **07-03**

FIG. 2 is a front elevational view thereof;

[52] **U.S. Cl.** **D7/653**

FIG. 3 is a rear elevational view thereof;

[58] **Field of Search** D7/642, 645, 653, D7/656, 401.2; 30/149, 340, 343, 324

FIG. 4 is a front end view thereof;

FIG. 5 is a rear end view thereof;

FIG. 6 is a right side elevational view thereof; and,

FIG. 7 is a left side elevational view thereof.

[56] **References Cited**

The broken line showing of a spoon attachment is for illustrative purposes only and forms no part of the claimed design.

U.S. PATENT DOCUMENTS

- D. 232,692 9/1974 Kaykoe D7/653
- D. 371,282 7/1996 Ronick D7/653

1 Claim, 1 Drawing Sheet




FIG.1

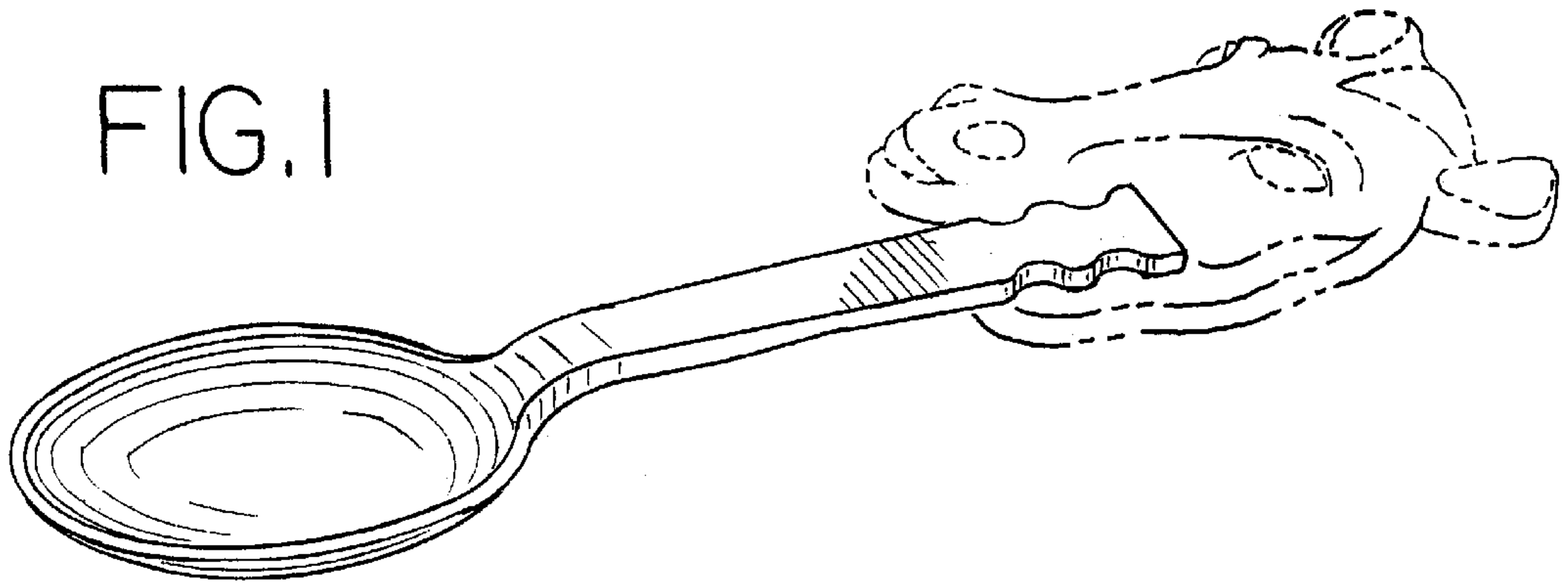


FIG.2

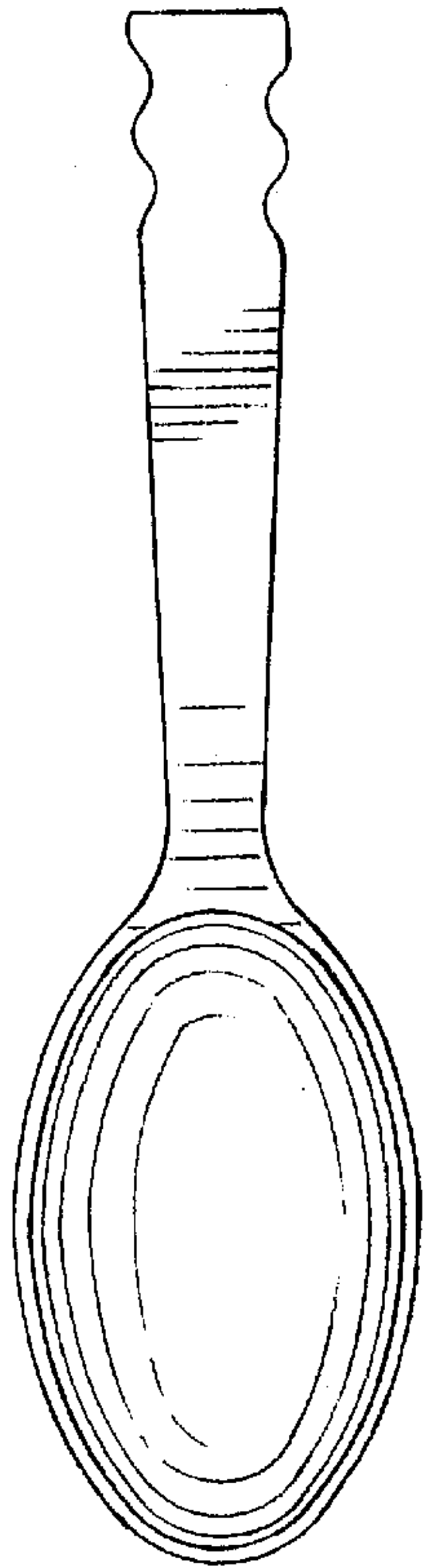


FIG.3

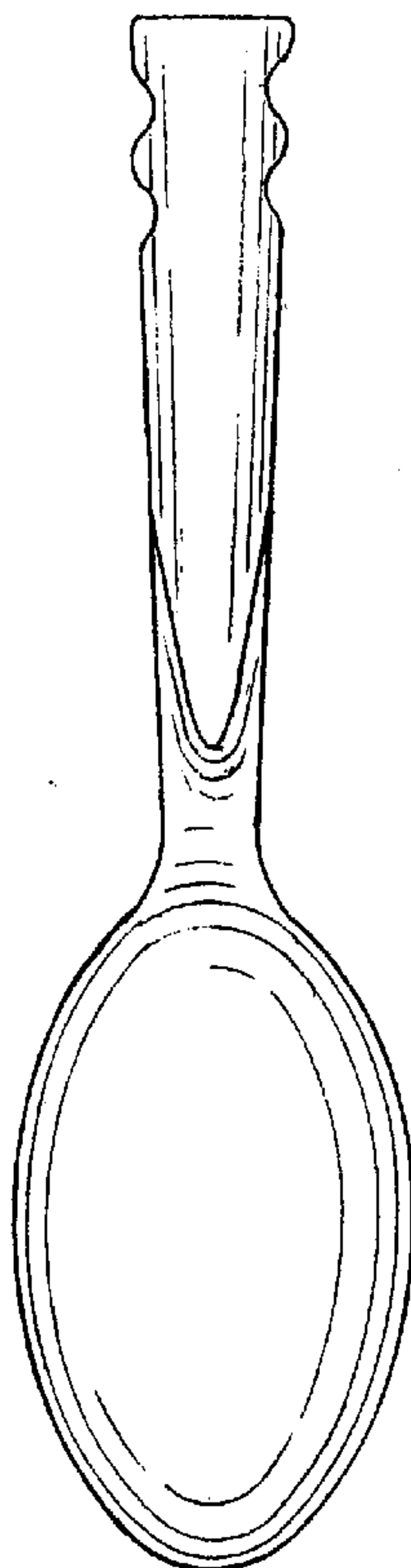


FIG.4



FIG.5



FIG.6



FIG.7

